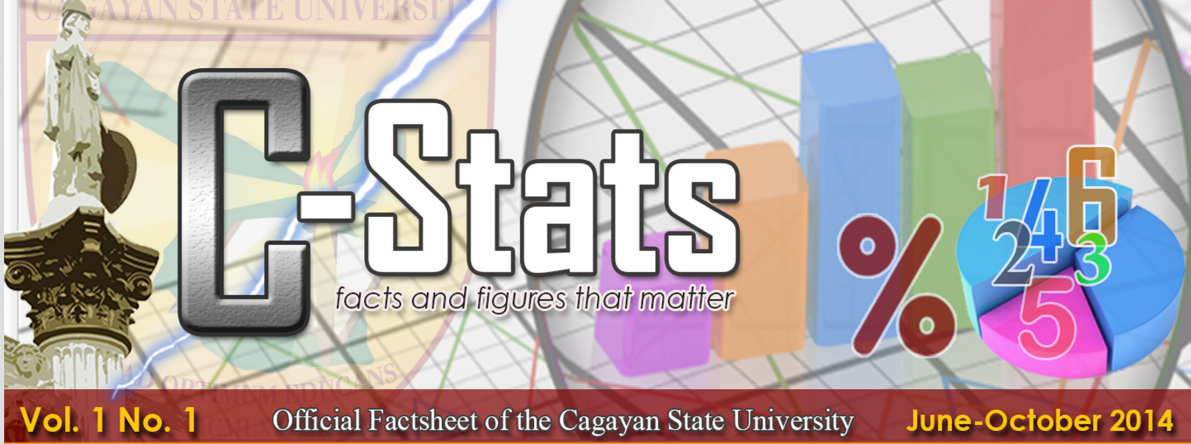
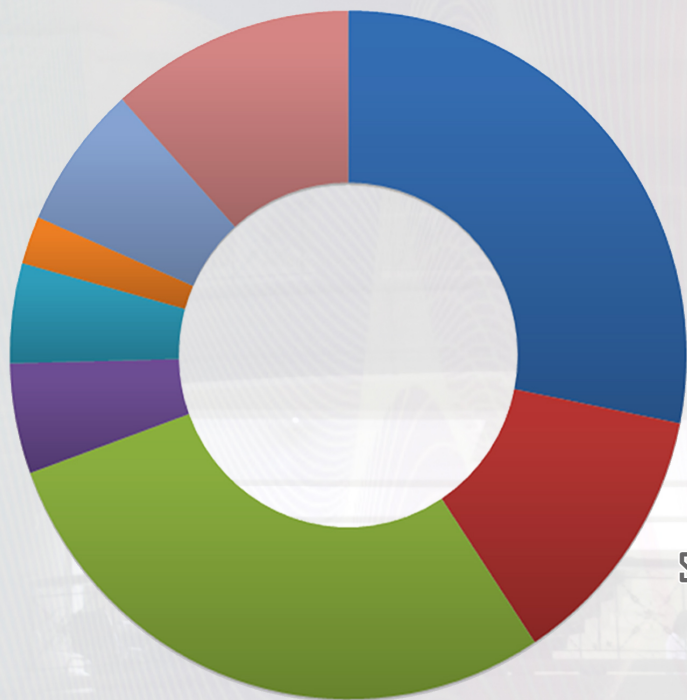


Welcome to 'C-Stats', Cagayan State University's official factsheet devoted exclusively to give you a quick look at very important facts and figures collected by the Management Information Office (MIS) - University Planning and Development Office (UPDO). With the 'C-Stats' (a play between C, which stands for CSU, and Stats, shortcut of Statistics), you can view detailed statistics on enrolment, faculty, student and much more. This comes out every semester for all CSUians. Happy reading!



First Semester SY 2013-2014 Enrollment Data



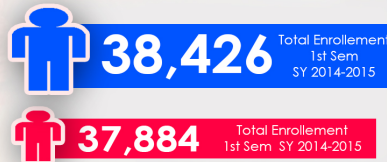
DATA BY CAMPUS

Andrews	●	10,835
Aparri	●	4,810
Carig	●	11,033
Gonzaga	●	1,990
Lal-lo	●	1,802
Lasam	●	865
Piat	●	2,609
Sanchez Mira	●	4,482

The Cagayan State University (CSU) recorded a better - than expected enrollment growth of 1.41 percent this semester, boosting its efforts to attract more Cagayanos to join the University, the biggest state university in Northern Luzon in terms of student population.

In its latest enrollment data, the University Management Information System (MIS) reported that, for the 1st semester of SY 2014 - 2015, CSU enrolled 38,426 students in its eight campuses and 19 colleges.

This figure indicated a difference of 542 from last year's first semester digit: 37,884.



DATA BY COLLEGE

Agriculture	1,710
Allied Health Sciences	1,204
Arts and Sciences	1,959
Business Entrepreneurship and Accountancy	4,884
Criminology	2,160
Engineering	1,969
Fisheries	265
Graduate School	662
Hospitality Industry Management	4,884
Human Kinetics	1,000
Industrial Technology	2,853
Information and Computing Science	5,884
Laboratory High School	397
Law	295
Medicine	389
Nursing	113
Public Administration	354
Teacher Education	7,344
Veterinary Medicine	240

DATA BY SEX



15,818



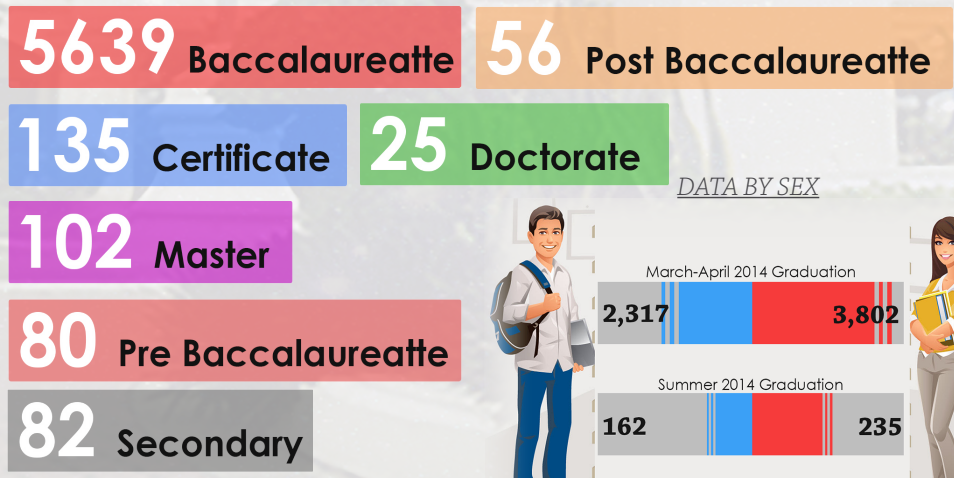
22,608



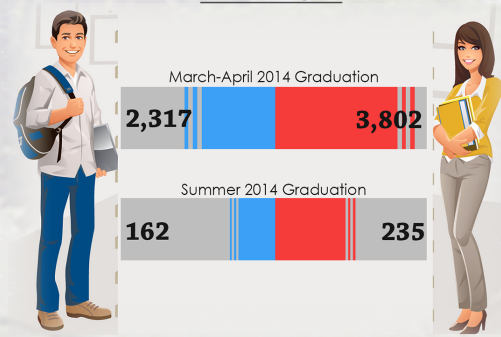
6,119 celebrate Graduation 2014



DATA BY PROGRAM



DATA BY SEX



Some 6,119 students donned their caps and gowns to celebrate their achievements at the Cagayan State University's graduation ceremonies .

All eight campuses organized their own ceremonies on separate venues, following this schedule:

- CSU Andrews - April 1
- CSU Aparri - April 4
- CSU Carig - April 2
- CSU Gonzaga - April 4
- CSU Lal-lo - April 3
- CSU Lasam - March 3
- CSU Piat - April 4
- CSU S Mira - March 31

We are placing here a quick view of the number of graduates in each campus and in each degree program.

You'll also see data arranged by sex in both April graduation 2014 and summer 2014 graduation ceremonies.



First Sem 2014-2015 Faculty-Student Ratio

The Faculty ratio during the first semester of 2014-2015 was arrived at by dividing the total number of the total over of faculty member (part-time and fulltime). We present here the faculty-student ratio per Campus and average Faculty-Student ratio in the entire University.

Average Faculty-Student Ratio in the Cagayan State University

1:40

CAGAYAN STATE UNIVERSITY



	Total No. Of Faculty Member	Total No. Of Students
Andrews	334	10,835
Aparri	117	4,810
Carig	187	11,033
Gonzaga	63	1,990
Lal-lo	48	1,802
Lasam	20	865
Piat	47	2,609
S. Mira	96	4,482

Results of 2014 Licensure Examinations

At a glance, you read on this page the results of the licensure examinations taken from April to October 2014.

Campus	Date of Examination	Overall Institutional %	Overall Natl. % Passing
Licensure Examination for Teachers (Elementary)			
Andrews	August	53.78%	35.74%
Aparri	August	44.59%	35.74%
Gonzaga	August	38.89%	35.74%
Lallo	August	50.00%	35.74%
Lasam	August	37.68%	35.74%
Piat	August	24.56%	35.74%
Sanchez Mira	August	45.54%	35.74%
Licensure Examination for Teachers (Secondary)			
Andrews	August	39.76%	34.40%
Aparri	August	36.36%	34.40%
Gonzaga	August	54.76%	34.40%
Lallo	August	43.94%	34.40%
Piat	August	30.26%	34.40%
Sanchez Mira	August	46.53%	34.40%
Medical Technologist Licensure Examination			
Andrews	September	95.53%	82.60%
Respiratory Therapist Licensure Examination			
Andrews	September	90.00%	61.81%
Certified Public Accountant Board Examination			
Andrews	October	80.00%	37.02%
Licensure Examination for Physician			
Carig	August	88.00%	81.25%
Chemical Engineer Licensure Examination			
Carig	April	100.00%	55.25%
Electronics Engineer Licensure Examination			
Carig	September	44.12%	31.58%
Civil Engineer Board Examination			
Carig	May	44.12%	31.58%
Agricultural Engineer Board Examination			
Carig	July	46.67%	50.24%
Electrical Engineer Board Examination			
Carig	September	78.26%	89.92%
Veterinarian Licensure Examination			
Carig	September	35.00%	33.03%
Agriculturist Board Examination			
Gonzaga	June	22.22%	36.00%
Lallo	June	25.93%	36.00%
Piat	June	26.32%	36.00%
Sanchez Mira	June	26.32%	36.00%

*The CSU
Topnatchers*

Top 2

Reynald E. Tomas

College of Business Entrepreneurship and Accountancy

2014 CPA National Licensure Examination

Top 10

Arvee P. Bucarile

Bachelor of Secondary Education -English Cum Laude

2014 National Licensure
Examination for Teachers

Top 10

Rhoshell S. Acebedo

Bachelor of Elementary Education

2014 National Licensure
Examination for Teachers

Congratulations !



Programs Accredited by the Accrediting Agency of Chartered Colleges and Universities in the Philippines

Campus	Program	Level	Date of Effectivity
Andrews	Bachelor of Secondary Education	Level II Re-accredited	Sept. 16, 2013 – Sept. 15, 2017
	Bachelor of Elementary Education	Level II Re-accredited	Sept. 16, 2013 – Sept. 15, 2017
	BS in Medical Technology	Candidate	Sept. 1, 2013 – Aug. 31, 2015
	BS in Accountancy	Candidate	Sept. 1, 2013 – Aug. 31, 2015
	BS in Business Administration (Financial Management)	Candidate	Sept. 1, 2013 – Aug. 31, 2015
	BS in Business Administration (Marketing Management)	Candidate	Sept. 1, 2013 – Aug. 31, 2015
	BS in Entrepreneurship	Candidate	Sept. 1, 2013 – Aug. 31, 2015
Aparri	BS in Hospitality Industry Management	Candidate	Sept. 1, 2013 – Aug. 31, 2015
	Bachelor of Elementary Education	Candidate	Aug. 1 2013 – July 31, 2015
	Bachelor of Secondary Education	Candidate	Aug. 1 2013 – July 31, 2015
	BS in Industrial Technology	Candidate	Aug. 1 2013 – July 31, 2015
	BS in Information Technology	Candidate	Aug. 1 2013 – July 31, 2015
	BS in Hospitality Industry Management	Candidate	Aug. 1 2013 – July 31, 2015
	BS in Police Administration	Candidate	Aug. 1 2013 – July 31, 2015
Carig	BS in Criminology	Candidate	Aug. 1 2013 – July 31, 2015
	BS in Business Administration	Candidate	Aug. 1 2013 – July 31, 2015
	BS in Agricultural Engineering	Level II Re-accredited	Sept. 16, 2013 – Sept. 15, 2017
	BS Civil Engineering	Level II Re-accredited	Sept. 16, 2013 – Sept. 15, 2017
	BS in Electrical Engineering	Level II Re-accredited	Sept. 16, 2013 – Sept. 15, 2017
	BS in Biology	Level II Re-accredited	Sept. 16, 2013 – Sept. 15, 2017
	BS in Chemistry	Level II Re-accredited	Sept. 16, 2013 – Sept. 15, 2017
	BS in Mathematics	Level II Re-accredited	Sept. 16, 2013 – Sept. 15, 2017
	BS in Psychology	Level II Re-accredited	Sept. 16, 2013 – Sept. 15, 2017
	BS in Industrial Technology	Level II Re-accredited	Sept. 16, 2013 – Sept. 15, 2017
	AB Public Administration	Level II Re-accredited	Sept. 16, 2013 – Sept. 15, 2017
	AB Economics	Level I Accredited	July 16, 2014 – July 15, 2017
	AB Mass Communication	Level I Accredited	July 16, 2014 – July 15, 2017
	Doctor of Veterinary Medicine	Level I Accredited	July 16, 2014 – July 15, 2017
	BS in Chemical Engineering	Level I Accredited	July 16, 2014 – July 15, 2017
	BS in Computer Engineering	Level I Accredited	July 16, 2014 – July 15, 2017
	BS in Electronics and Communication Engineering	Level I Accredited	July 16, 2014 – July 15, 2017
	AB in Political Science	Level I Accredited	July 16, 2014 – July 15, 2017
	AB in English	Level I Accredited	July 16, 2014 – July 15, 2017
	BS in Information Technology	Level I Accredited	July 16, 2014 – July 15, 2017
	BS in Computer Science	Level I Accredited	July 16, 2014 – July 15, 2017
BS in Information Technology major in Animation and Game Development	Level I Accredited	July 16, 2014 – July 15, 2017	
Gonzaga	BS in Industrial and Commercial Communication	Level I Accredited	July 16, 2014 – July 15, 2017
	BS in Guidance and Counseling	Level I Accredited	July 16, 2014 – July 15, 2017
	BS in Environmental Science	Level I Accredited	July 16, 2014 – July 15, 2017
	BS in Physical Education	Level I Accredited	July 16, 2014 – July 15, 2017
	BS in Agriculture	Candidate	Sept. 1, 2013 – Aug. 31, 2015
	Bachelor of Secondary Education	Candidate	Sept. 1, 2013 – Aug. 31, 2015
	Bachelor of Elementary Education	Candidate	Sept. 1, 2013 – Aug. 31, 2015
Lallo	BS in Police Administration	Candidate	Sept. 1, 2013 – Aug. 31, 2015
	BS in Criminology	Candidate	Sept. 1, 2013 – Aug. 31, 2015
	BS in Hospitality Industry Management	Candidate	Sept. 1, 2013 – Aug. 31, 2015
	BS in Information Technology	Candidate	Sept. 1, 2013 – Aug. 31, 2015
	BS in Agriculture	Candidate	Sept. 1, 2013 – Aug. 31, 2015
	AB Political Science	Candidate	Sept. 1, 2013 – Aug. 31, 2015
	Bachelor of Elementary Education	Candidate	Aug. 1 2013 – July 31, 2015
Lasam	Bachelor of Secondary Education	Candidate	Aug. 1 2013 – July 31, 2015
	BS in Information Technology	Candidate	Aug. 1 2013 – July 31, 2015
	BS in Industrial Technology	Candidate	Aug. 1 2013 – July 31, 2015
Piat	Bachelor of Elementary Education	Level II Re-accredited	Sept. 16, 2013 – Sept. 15, 2017
	Bachelor of Secondary Education	Candidate	Sept. 1, 2013 – Aug. 31, 2015
	Bachelor of Elementary Education	Candidate	Sept. 1, 2013 – Aug. 31, 2015
	BS in Police Administration	Candidate	Sept. 1, 2013 – Aug. 31, 2015
	BS in Criminology	Candidate	Sept. 1, 2013 – Aug. 31, 2015
Sanchez Mira	BS in Information Technology	Candidate	Sept. 1, 2013 – Aug. 31, 2015
	BS in Business Administration (Management Accounting)	Candidate	Sept. 1, 2013 – Aug. 31, 2015
	BS in Criminology	Candidate	Sept. 1, 2013 – Aug. 31, 2015
	BS in Police Administration	Candidate	Sept. 1, 2013 – Aug. 31, 2015
	BS in Hospitality Industry Management	Candidate	Sept. 1, 2013 – Aug. 31, 2015
	Bachelor of Elementary Education	Candidate	June 1, 2013 – May 31, 2015
	Bachelor of Secondary Education	Candidate	June 1, 2013 – May 31, 2015

The Accrediting Agency for Chartered Colleges and Universities in the Philippines (AACUP) awarded Level I status to 12 of the curricular programs of the Cagayan State University. Evaluated as July 8 – 12, the programs now enjoying level I standing were AB English, AB Political Science, BS Guidance and Counseling, BS Environmental Science, Doctor of Veterinary Medicine, BS Computer Science, BS Computer Engineering, BS Electronics Engineering, BS Industrial & Commercial Communications (major in Animation & Games Development), BS in Chemical Engineering and BS Fisheries.

At a glance you will see on this page the various programs of the University that received Candidate, Level I and Level II accreditation from the AACUP, a recipient of 2013 Asia Pacific Quality Network's Most Vibrant Quality Assurance Body.



Level II Re-Accredited **14**

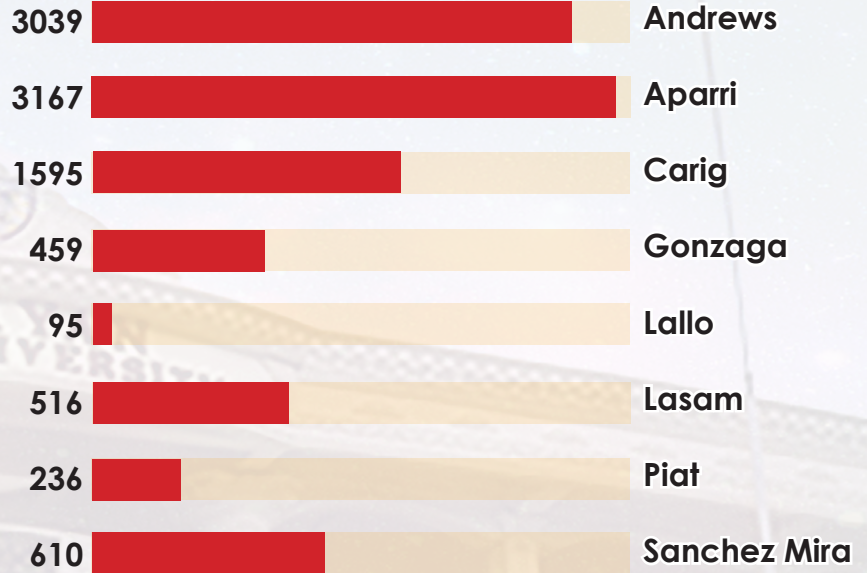
Level I Accredited **13**

Candidate **45**

Total number as of October 2014 Programs Accredited: **72**

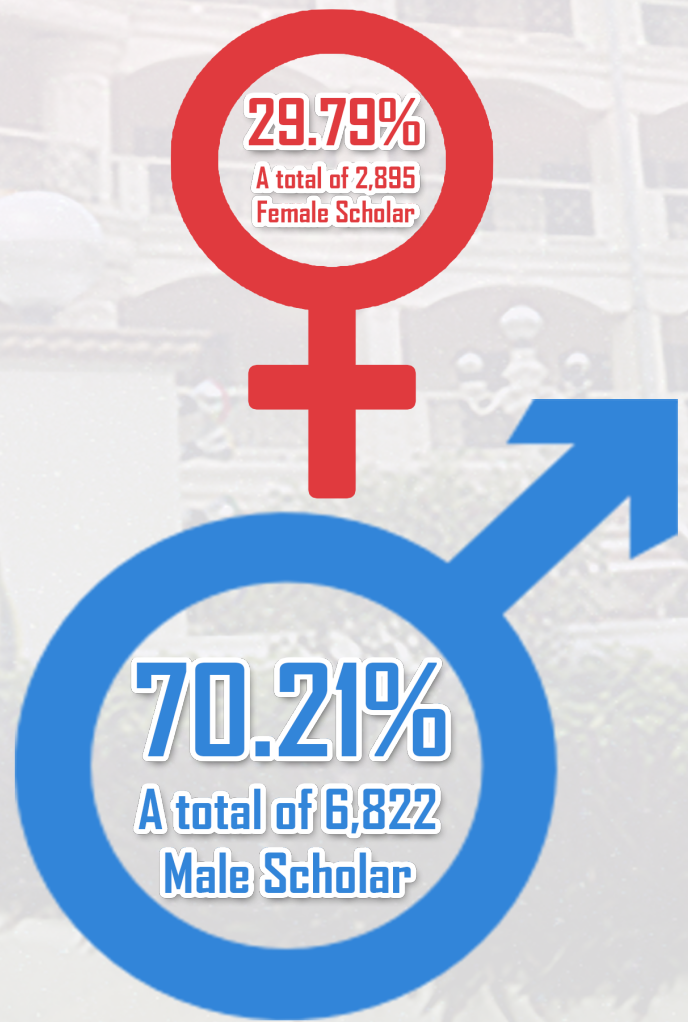
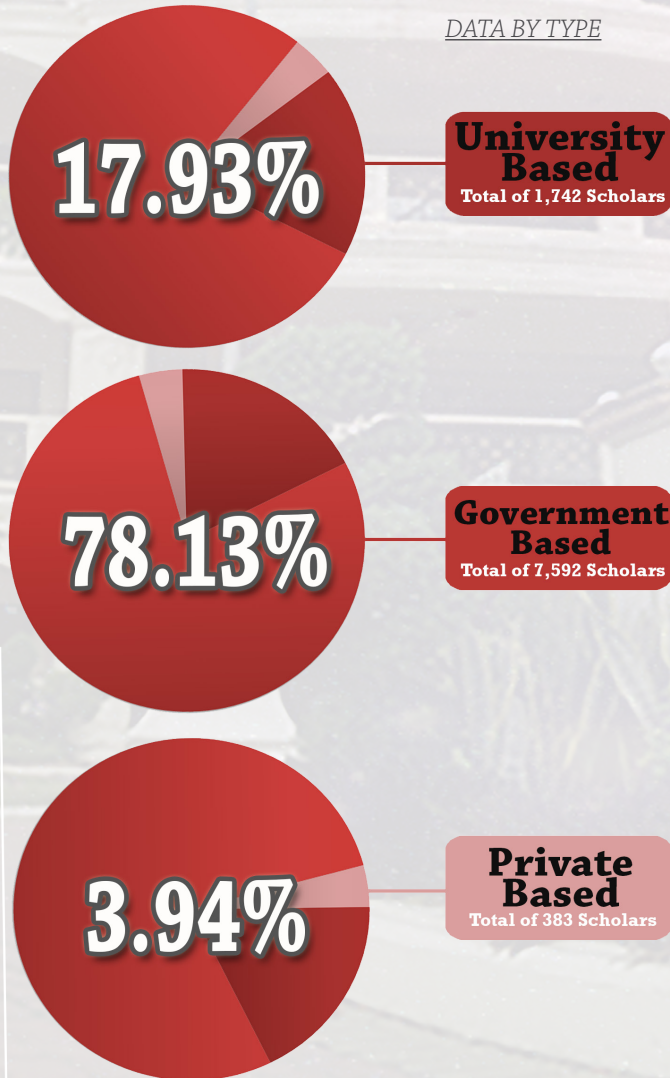
A Look at CSU's Scholarship Data 2014

DATA BY CAMPUS



DATA BY TYPE

DATA BY SEX





Foreign Student Education in CSU



0.15%

The number of foreign students at Cagayan State University is 0.15% this first semester.


THE FIRST SEMSTER 2014/2015 ACADEMIC YEAR PRODUCED A RECORD OF:

59 STUDENTS

A YEAR AGO

There were 39 students fewer foreign students studying at CSU than there were this first semester year 2014-2015.

2013-2014

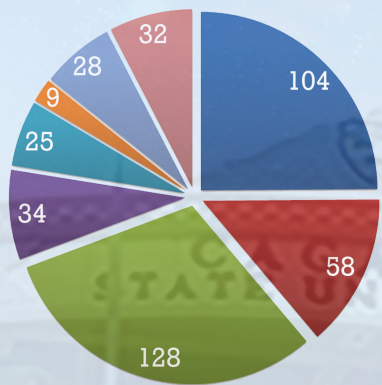


2014-2015

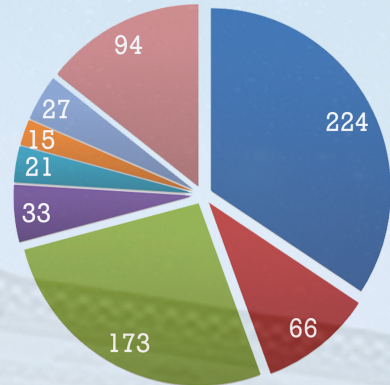




Faculty Distribution

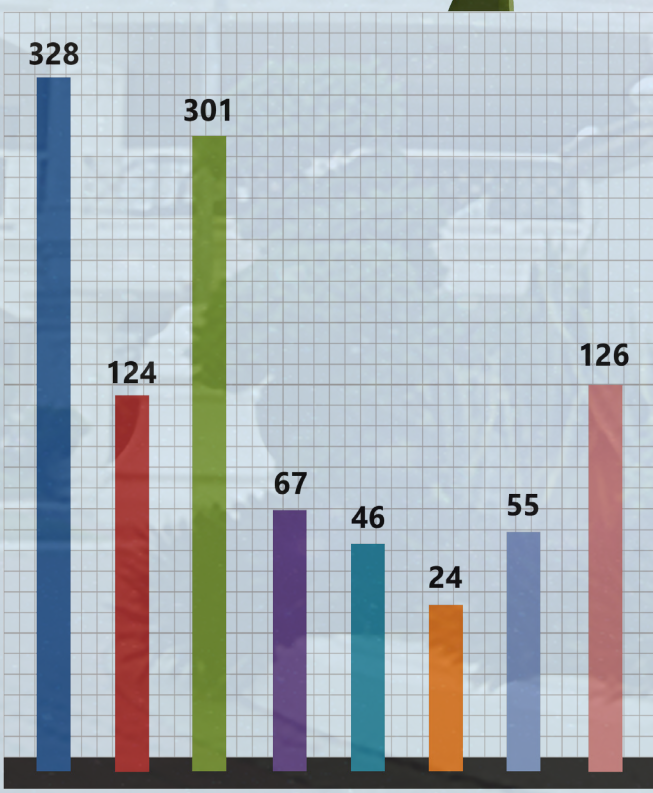


Fulltime faculty total of **418**



Part-time faculty total of **653**

Which means that Part-time faculty is greater than Full-time faculty and a total of 1,071 faculty at Cagayan State University's.



Department	Degree Level	Fulltime	Part-Time
Andrews	Bacc	3	101
	Masteral	64	96
	Doctoral	37	27
Aparri	Bacc	2	31
	Masteral	27	32
	Doctoral	29	3
Carig	Bacc	14	112
	Masteral	79	56
	Doctoral	35	5
Gonzaga	Bacc	0	13
	Masteral	27	19
	Doctoral	7	1
Lallo	Bacc	0	17
	Masteral	15	4
	Doctoral	10	0
Lasam	Bacc	1	9
	Masteral	5	5
	Doctoral	3	1
Piat	Bacc	2	16
	Masteral	14	9
	Doctoral	12	2
Sanchez Mira	Bacc	1	59
	Masteral	12	27
	Doctoral	19	8


Completed and On-going Researches for 2014

SUMMARY OF COMPLETED RESEARCHES



SUMMARY OF ON-GOING EXTERNALLY FUNDED PROGRAMS/PROJECTS IMPLEMENTED CY 2014

AGRICULTURE FOR FOOD SECURITY AND SAFETY



HEALTH



ENVIRONMENT AND CLIMATE CHANGE



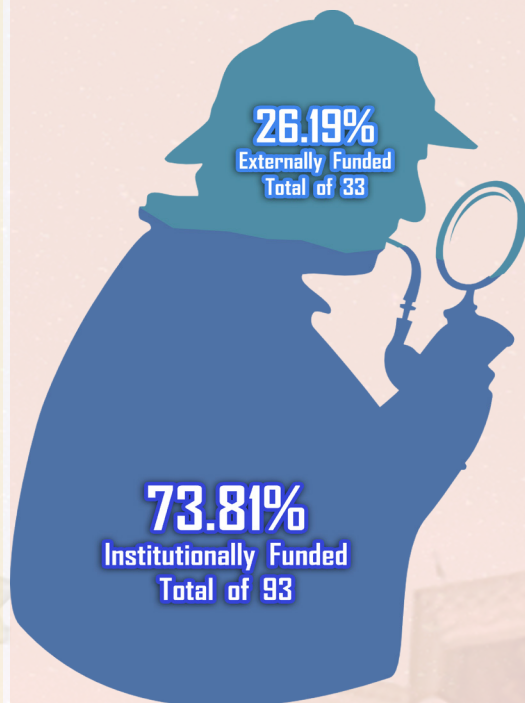
ENGINEERING, INDUSTRY AND ENERGY, ICT




GOVERNANCE



SUMMARY OF ON-GOING RESEARCHES



OF ON-GOING RESEARCHES PER CAMPUS

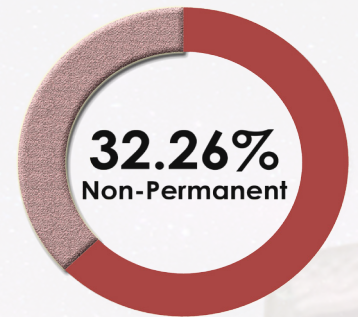
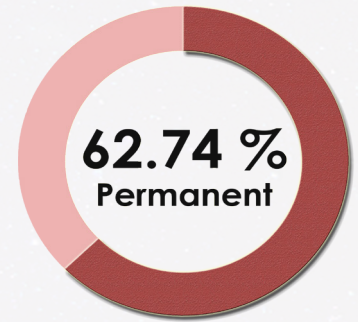
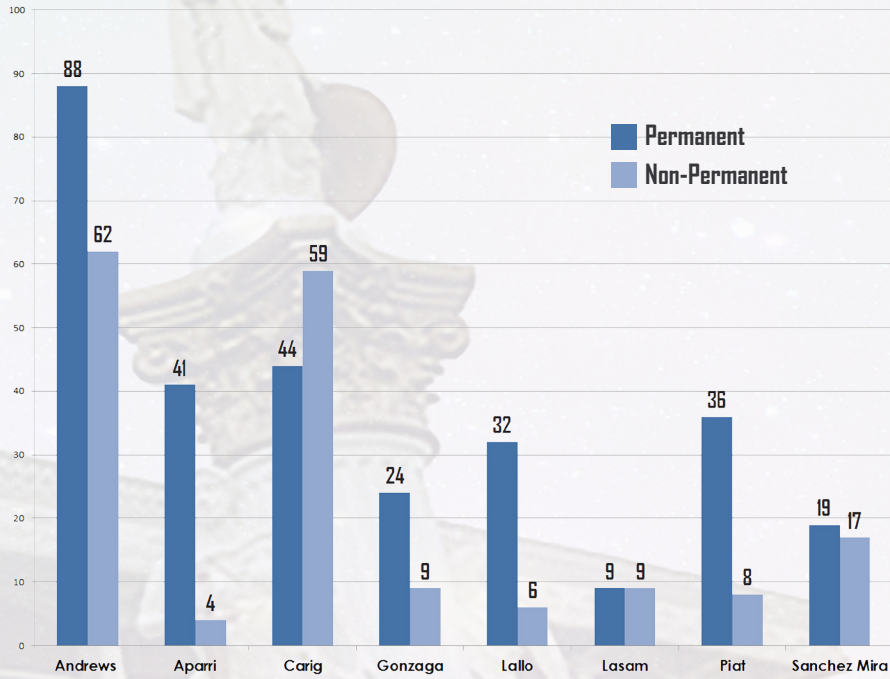




Number of Extension and Community Trainings Conducted for 2014



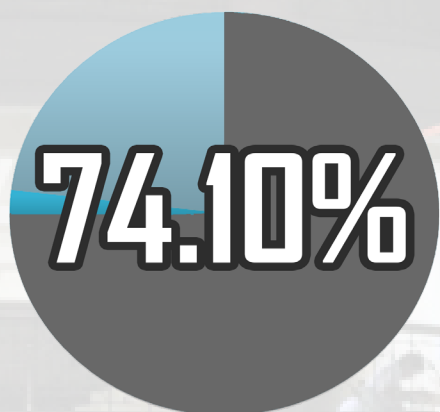
No. of Permanent and Non-Permanent Personnel



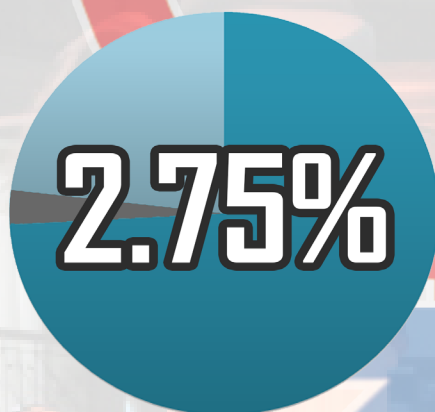
Gender Analysis and Development

GENDER ANALYSIS AND DEVELOPMENT TRAINING

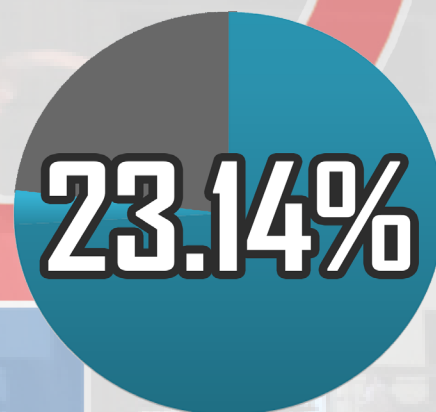
Administrative Staff



Regular Employee

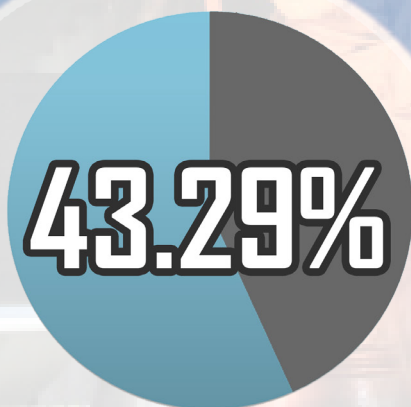


Casual Employee

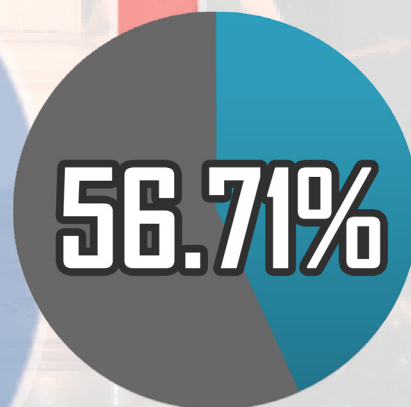


Contract of Service Personnel

Faculty



Regular Teachers



Part-time Teachers