

STATEMENT OF APPROPRIATIONS, ALLOTMENTS, OBLIGATIONS, DISBURSEMENTS AND BALANCES (REVISED)
As of 4th Quarter Ending December 31, 2015


FAR No. 1


Department : SUC
Agency : Cagayan State University
Operating Unit :
Organization Code (UACS) : 08 022 000000


Current Year Appropriations
Supplemental Appropriations
Continuing Appropriations

Funding Source Code (as clustered) : 01 1 01 101 Regular Agency Fund, Automatic, SPF and Continuing FY 2014
General Fund, New General Appr., Special Budget of NGAs

Particulars	UACS CODE	Current Year Obligations						Current Year Disbursements					Balances					
		Adjusted Total Allotment	1st Quarter	2nd Quarter	3rd Quarter	4th Quarter	Total	1st Quarter	2nd Quarter	3rd Quarter	4th Quarter	Total	Unreleased Appropriations	Unobligated Allotment	Due and Demandable	Not Yet Due and Demandable	Total	
1	2	10=(6+(-7)+8+9)	11	12	13	14	15=(11+12+13+14)	16	17	18	19	20=(16+17+18+19)	21=(5-10)	22=(10-15)	23	24		
III. Special Purpose Funds	01 01 03 401																	
PS: GASS	1 00 01 0000	32,421,098.00	1,034,732.00	20,444,550.00	10,202,244.00	729,904.00	32,411,430.00	1,034,732.00	20,270,028.32	10,376,765.68	729,904.00	32,411,430.00		9,668.00				
STO	2 00 01 0000	953,170.00		285,164.00	557,417.00	45,330.92	887,911.92		285,164.00	557,417.00	45,330.92	887,911.92		65,258.08				
MFO 1 - Higher Education Services	3 01 01 0000	11,591,966.00	2,923,324.00	1,309,313.00	3,750,104.26	3,140,770.02	11,123,511.28	2,923,324.00	1,309,313.00	3,750,104.26	3,140,770.02	11,123,511.28		468,454.72				
MFO 2 - Advance Education Services	3 02 01 0000	2,501,138.00	649,647.00	1,266,813.00	584,678.00		2,501,138.00	649,647.00	1,441,334.71	410,156.29		2,501,138.00						
MFO 3 - Research Services	3 03 01 0000	289,263.00	289,263.00				289,263.00	289,263.00				289,263.00						
MOOE: GASS: Rehabilitation and/or Repair of Damaged Buildings Due to Typhoon "Vinta"	1 00 01 0000																	
CO: LFProject (Science and Technology Promotion - 34)	4 13 11 0001																	
TOTAL S.P.F		47,756,635.00	4,896,966.00	23,305,840.00	15,094,443.26	3,916,004.94	47,213,254.20	4,896,966.00	23,305,840.03	15,094,443.23	3,916,004.94	47,213,254.20		543,380.80				
IV. FY 2014 Continuing Appropriations																		
Locally Funded Projects																		
Upgrading of Academic and Lab. Facilities		8,912,402.23	173,521.68	(56,066.50)	3,516,909.50	4,918,622.38	8,552,987.06	5,412,535.00	367,189.68		388,709.00	6,168,433.68		359,415.17	2,539,306.00	(154,752.62)	2,384,553.38	
RRP "Vinta"		33,222,485.00			25,600,225.98		25,600,225.98				4,524,340.94	4,524,340.94		7,622,259.02	21,075,885.04		21,075,885.04	
TOTAL CONTINUING APPROP.		42,134,887.23	173,521.68	(56,066.50)	29,117,135.48	4,918,622.38	34,153,213.04	5,412,535.00	367,189.68		388,709.00	10,692,774.62		7,981,674.19	23,615,191.04	(154,752.62)	23,460,438.42	
PS		383,455,386.00	86,228,992.30	106,939,042.51	89,564,503.79	99,875,565.37	382,608,103.97	84,396,450.88	108,698,531.92	88,020,404.23	96,496,105.08	377,611,492.11		847,282.03	4,996,611.86		4,996,611.86	
MOOE		122,577,916.00	26,469,456.25	20,202,023.50	40,103,064.21	10,475,890.81	97,250,434.77	25,935,476.06	16,304,073.45	7,381,927.44	26,074,068.93	75,695,545.88		25,327,481.23	21,554,888.89		21,554,888.89	
CO		41,248,402.23	185,012.88	7,011,933.50	18,160,655.29	5,509,124.32	30,866,725.99	5,412,535.00	7,876,680.88		7,846,977.55	21,136,193.43	10,000,000	10,381,676.24	9,741,392.46	(10,859.90)	9,730,532.56	
GRAND TOTAL		547,281,704.23	112,883,461.43	134,152,999.51	147,828,223.29	115,860,580.50	510,725,264.73	115,744,461.94	132,879,286.25	95,402,331.67	130,417,151.56	474,443,231.42	10,000,000	36,556,439.50	36,292,893.21	(10,859.90)	36,282,033.31	
V. Prior Year Obligations																		
Upgrading of Academic and Lab Facilities							25,212,597.77	12,711,789.38	1,077,000.00	4,525,594.85	114,758.00	18,429,142.23			699,400.00	6,084,055.54	6,783,455.54	
Total Prior Year Obligation							25,212,597.77	12,711,789.38	1,077,000.00	4,525,594.85	114,758.00	18,429,142.23			699,400.00	6,084,055.54	6,783,455.54	
TOTAL DISBURSEMENTS							535,937,862.50	128,456,251.32	133,956,286.25	99,927,926.52	130,531,909.56	492,872,373.65	10,000,000	36,556,439.50	36,992,293.21	6,073,195.64	43,065,488.85	

Certified Correct:  OLIVIA C. LASAM
University Budget Officer

Certified Correct:  MONALIZA Y. GUZMAN
University Accountant

Submitted By:  ROMEO R. QUILANG, PH. D.
University President