CAGAYAN

STATE UNIVERSITY

PRESIDENT'S *Report*

JANUARY 2014 - AUGUST 2014

"Educating for the Best"

SECTORAL RESULTS MATRIX FOR CSU

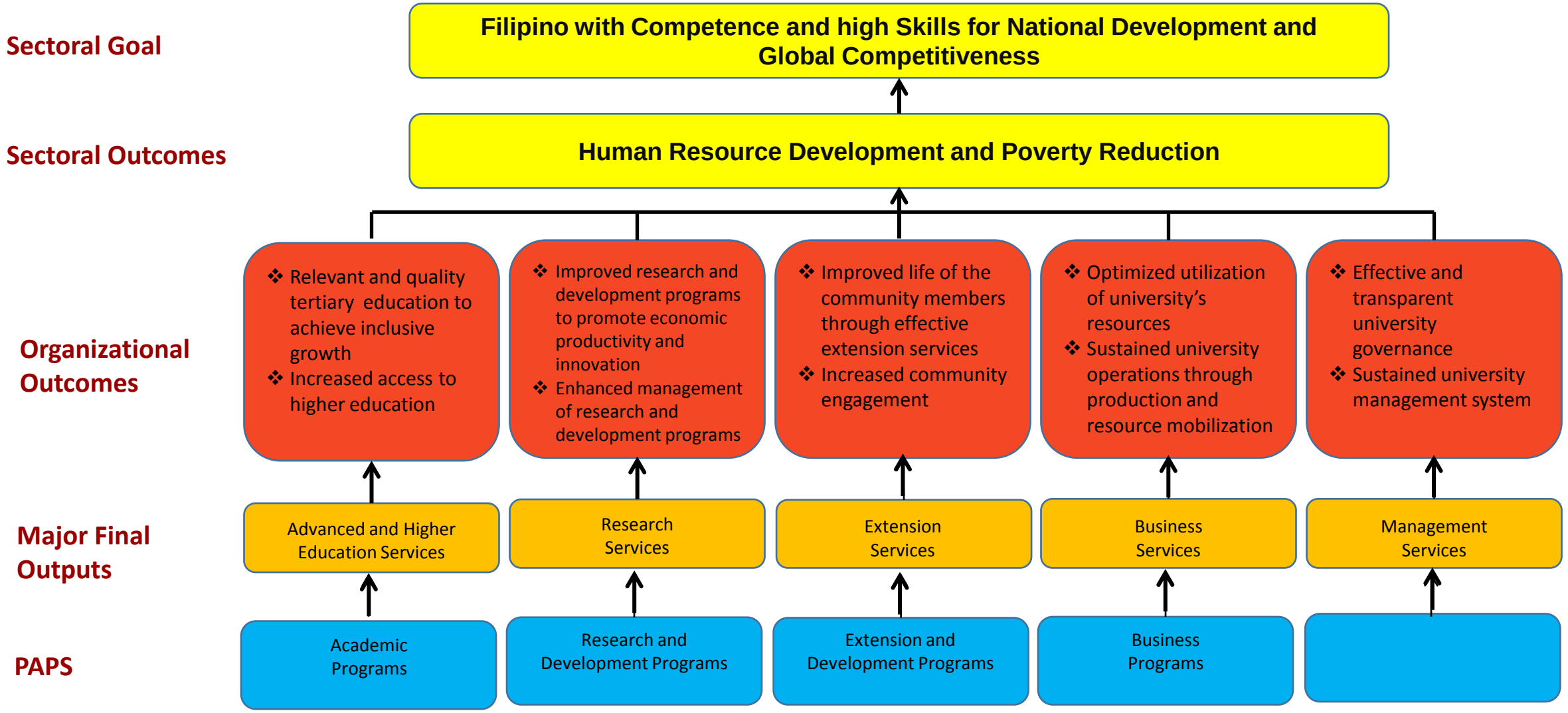

Fi

PERFORMANCE INDICATOR

ACCOMPLISHMENTS AND OUTCOMES

MFO1 Advanced and Higher Education Services

MFO2 Research and Development Services

MFO3 Technical Advisory and Extension Services

MFO4 General Administration Services and Support to Operations

CAGAYAN STATE UNIVERSITY

Educating for the Best

INSTRUCTION (MFO1)

ADVANCED AND HIGHER EDUCATION SERVICES

CAGAYAN STATE UNIVERSITY

AD OPTIMUM EDUCANS

Educating for the Best

MFO1: Advanced and Higher Education Services

CHED STRATEGIES AND OUTCOMES	PERFORMANCE INDICATOR/ HIGHLIGHTS	ACCOMPLISHMENTS
• Strengthening Quality Assurance • Rationalization of Program Offerings • SUC Leveling • Normative Financing	Program Performance- Licensure Examination •*Six (6) out of nine (9) programs have ratings higher than the National Passing Rate*	

Type of Exam	No. of Takers * 1ST TAKER	CSU Passing Rate	National Passing Rate
LET-BEED	43	72.09	28.98
LET-BSE	118	52.54	28.41
Medical Technologist	9	100	70.69
Criminologist	2	50	33.79
Medicine	1	100	52.15
Electronics & Comm Eng'g.	1	100	35.47
Civil Eng'g.	4	25	43.41
Agricultural Eng'g.	12	58.33	50.24
Agriculturist	71	28.16	36

MFO1: Advanced and Higher Education Services

CHED STRATEGIES AND OUTCOMES	PERFORMANCE INDICATOR/ HIGHLIGHTS	ACCOMPLISHMENTS
• Rationalization of SUC program offerings • OBE Syllabi • Compliance of the programs vis-à-vis set policies and standards by CHED • ASEAN 2015 Integration	Curriculum Development Enhancement *•Four (4) university wide curriculum review* *•Five (5) campuses visited by CHED for Certificate of Program Compliance (COPC)*	University Wide Curriculum Review on •BS Criminology and BS Police Administration Programs-March 10, 2014 •HIM Syllabi Enrichment – May21 - 24,2014 •CBEA Curriculum Review and Amendments, Admission and retention Policies-June 7 - 8,2014 •CAHS Syllabi Enrichment-June 10 - 11,2014 •COPC visits by CHED-Region02 Andrews Campus - August 1 & 7,2014 Carig Campus – July 23-24,2014 Lallo & Gonzaga -July 2,,2014 Piat Campus - July 30,2014

MFO1: Advanced and Higher Education Services

<table>
<tr><th>CHED STRATEGIES AND OUTCOMES</th><th>PERFORMANCE INDICATOR/ HIGHLIGHTS</th><th>ACCOMPLISHMENTS</th></tr>
<tr><td>• Rationalization of SUC program offerings (Phase out/ closure of inefficient programs

• Maximizing Resources</td><td>Phase-Down
Academic Program
•One (1) program phased down</td><td>• College of Nursing
Only one year level retained (4th year)</td></tr>
<tr><td>• Upgrading the Quality of Public Higher Education

• Compliance to SUC Levelling/Normative Financing

• Strengthening Quality Assurance in SUC’s

• Compliance with National Standard, Quality Assurance</td><td>Accreditation and Quality Assurance

•Eleven (11) Academic Programs evaluated for Level I</td><td>Accreditation Status
<table><tr><th>Programs</th><th>Status</th></tr><tr><td>AB English
AB Political Science
BS Guidance and Counselling
BS Environmental Science
Doctor of Veterinary Medicine
BS Computer Science
BS Computer Engineering
BS Electronics Engineering
BS Industrial & Commercial Communications
BS Industrial & Commercial Communications (major in Animation & Games Dev’t.
BS in Chemical Engineering</td><td>Evaluated on July 8-12,2014 for Level 1 Accreditation by the Accrediting Agency of Chartered Colleges and Universities in the Philippines (AACCUP), INC.</td></tr></table></td></tr>
</table>

MFO1: Advanced and Higher Education Services

CHED STRATEGIES AND OUTCOMES	PERFORMANCE INDICATOR/ HIGHLIGHTS	ACCOMPLISHMENTS
•Strengthening Quality Assurance •Upgrading SUC's to international standards •Compliance with National Standard, Quality Assurance •SUC Levelling •Typology of HEI •Normative Financing	Institutional Sustainability Assessment (ISA) *•Fourteen (14) academic programs subjected for ISA*	**Programs** **CSU Carig (11 programs)** BS Agricultural Engineering BS Civil Engineering BS Electrical Engineering BS Biology BS Chemistry BS Mathematics BS Psychology BS Industrial Technology AB Public Administration AB Economics AB Mass Communication **CSU Andrews (2 Programs)** Bachelor of Secondary Education Bachelor of Elementary Education **CSU Piat (1 Program)** BS Agriculture • University Internal Sustainability Assessment visit on June 13,2014 at CSU Piat, Andrews and on June 16,2014 at CSU Carig •CHED Region 02 Dr. Evelyn L. Pascua and her staff critiqued the outputs of the working committee using the prescribed ISA instrument, on the following dates: June 16, 2014 – CSU Piat June 24, 2014- CSU Andrews June 25,2014 – CSU Carig

MFO1: Advanced and Higher Education Services

CHED STRATEGIES AND OUTCOMES	PERFORMANCE INDICATOR/ HIGHLIGHTS	ACCOMPLISHMENTS
•Development of Priority Program for SUC •Compliance to CMO Standard	Offering of New Academic Program *•One (1) program offered and visited by CHED RQUAT*	• BS in Public Health Program and was visited by CHED-RQUAT on June 8,2014
•Quality Improvement in Academic Programs •Relevant Program Offerings	Program Enrichment *•Two (2) enrichment programs conducted* *•One (1) curriculum, instruction and assessment conducted*	• K-12 Regional Mass Training of Grade 9 MAPEH Teachers-May 12-16,2014 • Curriculum, Instruction and Assessment Seminar-July 26-27,2014 • Comprehensive LET Review-April 16 to May 16, 2014

MFO1: Advanced and Higher Education Services

CHED STRATEGIES AND OUTCOMES	PERFORMANCE INDICATOR/ HIGHLIGHTS	ACCOMPLISHMENTS
• Strengthening Quality Assurance in SUC's •Improve Quality Standards •Compliance with National Standard, Quality Assurance •Continuous improvement •SUC Levelling •Normative Financing	Accreditation and Quality Assurance (QA) *•Six (6) academic programs in the graduate school for Level II accreditation visit.*	**Accreditation Status**- scheduled for Level II accreditation visit (downgraded to Level I) by Accrediting Agency of Chartered Colleges and Universities in the Philippines (AACCUP), Inc.

Programs	Accreditation Status
Ph.D. in Education, major in Educational Management	Level II, downgraded to Level I
Master in Public Administration	Level II, downgraded to Level I
MA in Education, major in English	Level II, downgraded to Level I
MA in Education, major in Educational Management	Level II, downgraded to Level I
MA in Technology Education Management	Level II, downgraded to Level I
MA in Education, major in Filipino	Level II, downgraded to Level I

MFO1: Advanced and Higher Education Services

<table>
<tr><th>CHED STRATEGIES AND OUTCOMES</th><th>PERFORMANCE INDICATOR/ HIGHLIGHTS</th><th>ACCOMPLISHMENTS</th></tr>
<tr>
<td>• Strengthening Quality Assurance in SUC’s

•Improve Quality Standards

•Compliance with National Standard, Quality Assurance

•Continuous improvement

•SUC Levelling

•Normative Financing</td>
<td>Accreditation and Quality Assurance
•One (1) academic program for Level I accreditation visit.</td>
<td>•Accreditation Status- scheduled for Level II accreditation visit (downgraded to Level I) by Accrediting Agency of Chartered Colleges and Universities in the Philippines (AACCUP), Inc.
<table>
<tr><th>Programs</th><th>Accreditation Status</th></tr>
<tr><td>BS Fisheries</td><td>Level II, downgraded to Level I</td></tr>
</table>
</td>
</tr>
</table>

MFO1: Advanced and Higher Education Services

CHED STRATEGIES AND OUTCOMES	PERFORMANCE INDICATOR/ HIGHLIGHTS	ACCOMPLISHMENTS
• Upgrading of Quality Public Higher Education • Strengthening Quality Assurance • Expand & Enhance Career & life Chances & Choices of Students • Expand access to quality education • Value Formation and Competitive Advantage • Provide financial support to students	Student Awards •*Twenty five (25) student awards obtained and six (6) regional topnotchers*	National – 5 (Press Conferences) Regiona l- 19 Local – 1 * Regional LET Topnotchers - 6
	Student Participation to Trainings •*Seven (7) trainings attended by students*	National - 2 Regional -1 Local - 4

MFO1: Advanced and Higher Education Services

CHED STRATEGIES AND OUTCOMES	PERFORMANCE INDICATOR/ HIGHLIGHTS	ACCOMPLISHMENTS
• Upgrading of Quality Public Higher Education • Strengthening Quality Assurance • Expand & Enhance Career & life Chances & Choices of Students • Expand access to quality education • Value Formation and Competitive Advantage • Provide financial support to students	Student Awards •*Twenty four (25) student awards obtained*	National – 5 (Press Conferences) Regional- 19 Local - 1
	Student Participation to Trainings •*Seven (7) trainings attended by students*	National - 2 Regional -1 Local - 4

MFO1: Advanced and Higher Education Services

CHED STRATEGIES AND OUTCOMES	PERFORMANCE INDICATOR/ HIGHLIGHTS	ACCOMPLISHMENTS
• Upgrading Qualification of Faculty & Staff • Global Competitiveness ➢Meet International Standard with International Agreement *Washington Accord-Engineering* *Seoul Accord-IT Program* • Compliance with CMOs Programs and Standards ➢Voc-Tech (NC) ➢CMO 12 s. 2013 (PSG-IT) ➢CMO 37 s. 2012 (PSG-OBE-Engineering) ➢CMO 53 s. 2007 (Graduate School) ➢CMO 46 s. 2013-Typology of HEIs • Enrichment of the Curricular Offerings • Upgrade competence	Faculty and Staff Participation/ Attendance to Trainings •*Sixty six(66) or 9.26% faculty & staff attended seminar/trainings*	International - 8 National - 41 Regional - 1 Local - 16
	Continuing Education Program •*Six (6) faculty & staff granted scholarship and dissertation assistance*	Part-time scholars (studying while teaching on part time basis or reporting full time in the Office) Full Time Scholars – 03 Dissertation Assistance - 03

MFO1: Advanced and Higher Education Services

CHED STRATEGIES AND OUTCOMES	PERFORMANCE INDICATOR/ HIGHLIGHTS	ACCOMPLISHMENTS
• Poverty Reduction • Strengthening Student Financial Assistance Program • Provision Financial Support to Students	Scholarship Grants (Donors) •*5,208 or 13.55% students are beneficiaries of scholarship grants*	Externally Funded

Scholarship Categories	No. of Scholars Grants/ Providers	No. of Scholars	Amount
University-Based	15	1,213	**11,019,129.75**
Government-Based	30	3,043	**13,333,600**
Private-Based	23	968	**825,500.00**
Total	**68**	**5,208**	**25,178,229.75**

MFO1: Advanced and Higher Education Services

CHED STRATEGIES AND OUTCOMES	PERFORMANCE INDICATOR/ HIGHLIGHTS	ACCOMPLISHMENTS
• Poverty Reduction • Strengthening Student Financial Assistance Program • Provision Financial Support to Students • Steer students toward priority programs • Career Guidance • State Scholarship Program & Other Forms & Other forms of Merit Scholarship	Scholarship *•5,468 or 14.23% students enjoy university –based scholarship programs*	University-based Scholarship programs

Scholarship Grant	No. of Scholars
Academic Scholars-Full	25
Academic Scholars-Half	548
Athletic Scholars	122
Other Non-Academic	4773
Total	**5,468**

MFO1: Advanced and Higher Education Services

CHED STRATEGIES AND OUTCOMES	PERFORMANCE INDICATOR/ HIGHLIGHTS	ACCOMPLISHMENTS
• Poverty reduction and empowerment of the poor • Broadened access to Higher Education	Enrolment *•2,869 or 8.07% increase in enrolment for First Semester SY 2014-2015.*	Comparative Enrolment Data First Semester of SYs 2013-2014 and 2014-2015

Campus	SY 2013-2014	SY 2014-2015	% Increase/ Decrease
Andrews	12,804	10,835	-15.30
Aparri	4,245	4,810	13.31
Carig	8,861	11,033	24.51
Gonzaga	1,786	1,990	11.42
Lallo	1,326	1,802	35.90
Lasam	790	865	9.49
Piat	1,801	2,609	44.86
Sanchez Mira	3,944	4,482	13.64
Total	35,557	38,426	8.07

MFO2: Research and Development Services

MFO2: Research and Developmen Services

CHED STRATEGIES AND OUTCOMES	PERFORMANCE INDICATOR HIGHLIGHTS	ACCOMPLISHMENTS
• Build-up Research capability and improve research productivity • New Knowledge and Technologies Generated and Disseminated	Paper Presentation •*Eighteen (18) research papers presented*	International – 7 National – 7 Regional - 4
• SUC Levelling • Normative Financing	Research outputs submitted for patenting/patented •*Fifty two (52) research outputs for patenting*	Utility Models – 7 Copyrights - 45

MFO2: Research and Developmen Services

CHED STRATEGIES AND OUTCOMES	PERFORMANCE INDICATOR/ HIGHLIGHTS	ACCOMPLISHMENTS
• SUC Levelling • Transferred appropriate technologies for economic productivity improvement, innovation and livelihood development	On- going Research Projects • *Sixty (60) funded researches*	•Externally Funded – 29 •Institutionally Funded - 31
• SUC Levelling Normative Financing Research Reputation	Faculty, Staff & student Awards Received •*Four (4) faculty and staff awarded*	International – 1 faculty researcher (Best Paper) National – 2 faculty researchers (best papers) - 1 student researcher (2nd place in the Research poster competition (DOST) Regional – 1 faculty adjudged as 3rd Best Paper

MFO2: Research and Developmen Services

Number of Faculty Researchers with Track Record

Campus	2011	2012	2013	2014
Andrews	13	15	20	18
Aparri	6	13	11	15
Carig	14	17	28	31
Gonzaga	5	3	5	8
Lalolo	8	7	12	13
Lasam	0	1	3	5
Piat	5	5	7	9
Sanchez Mira	9	13	23	20
Total	**60**	**74**	**108**	**119**

Total Number of Faculty Researchers from 2011-2014

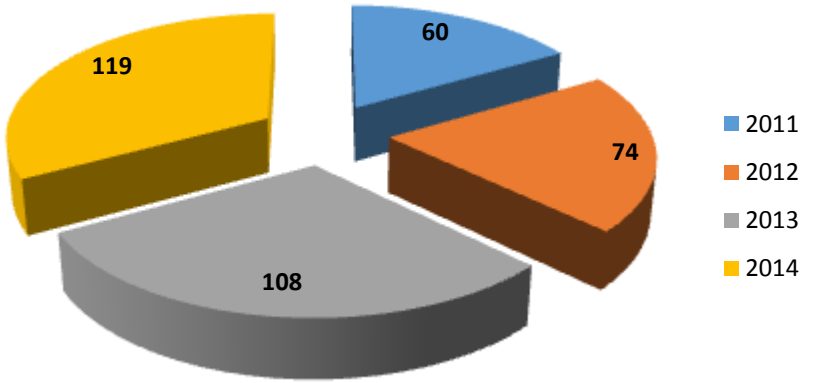

Total Number of Faculty Researchers per campus, 2011-2014

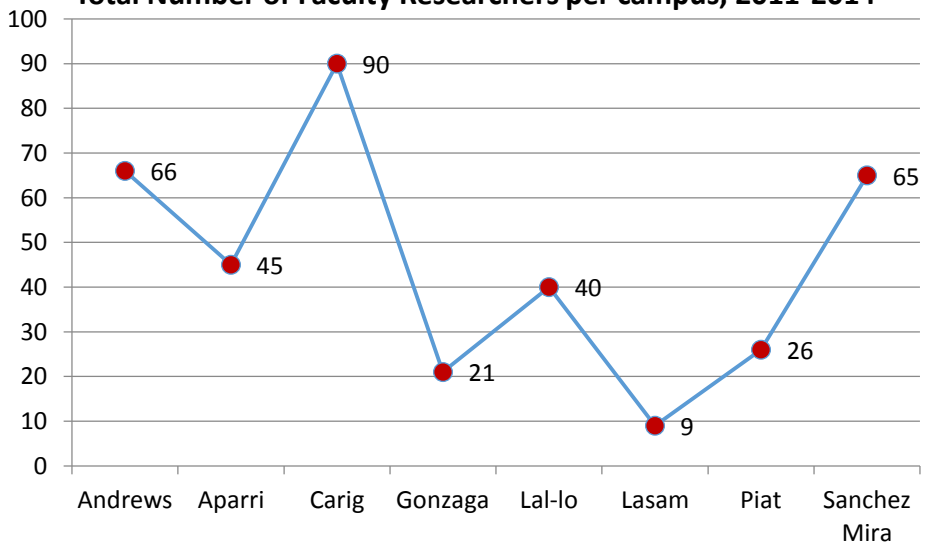

MFO2: Research and Developmen Services

Number of Externally Funded Projects and External Budget Generated

Sector/ Commodity	2009		2010		2011		2012		2013		2014	
Agriculture	2	1,148,122	9	7,246,889	1	7,731,919.5	20	14,178,709.5	19	14,178,709.5	18	8,572,000
Fisheries	1	1,000,000	1	1,000,000	1	700,000	4	5,179,646	4	5,179,646	4	6,045,000
Higher Ed/Social Research	3	1,667,120	1	611,718	1	600,000	1	280,000	4	3,830,000	1	900,000
Health					1		1	60,000	5	1,060,000	3	421,000
Engineering/ICT					1	400,000	2	4,700,000	5	10,749,910	2	5,839,910
Total	6	**3,814,241**	**11**	**8,858,607**	**5**	**9,431,919.5**	**28**	**24,398,355**	**37**	**35,043,815.5**	**29**	**21,777,910**

Source of Fund: DOST, NEDA, PCAARRD, DARFU02, CHED, ATI, BSMW, LGU, ADB (ICRM)

MFO2: Research and Developmen Services

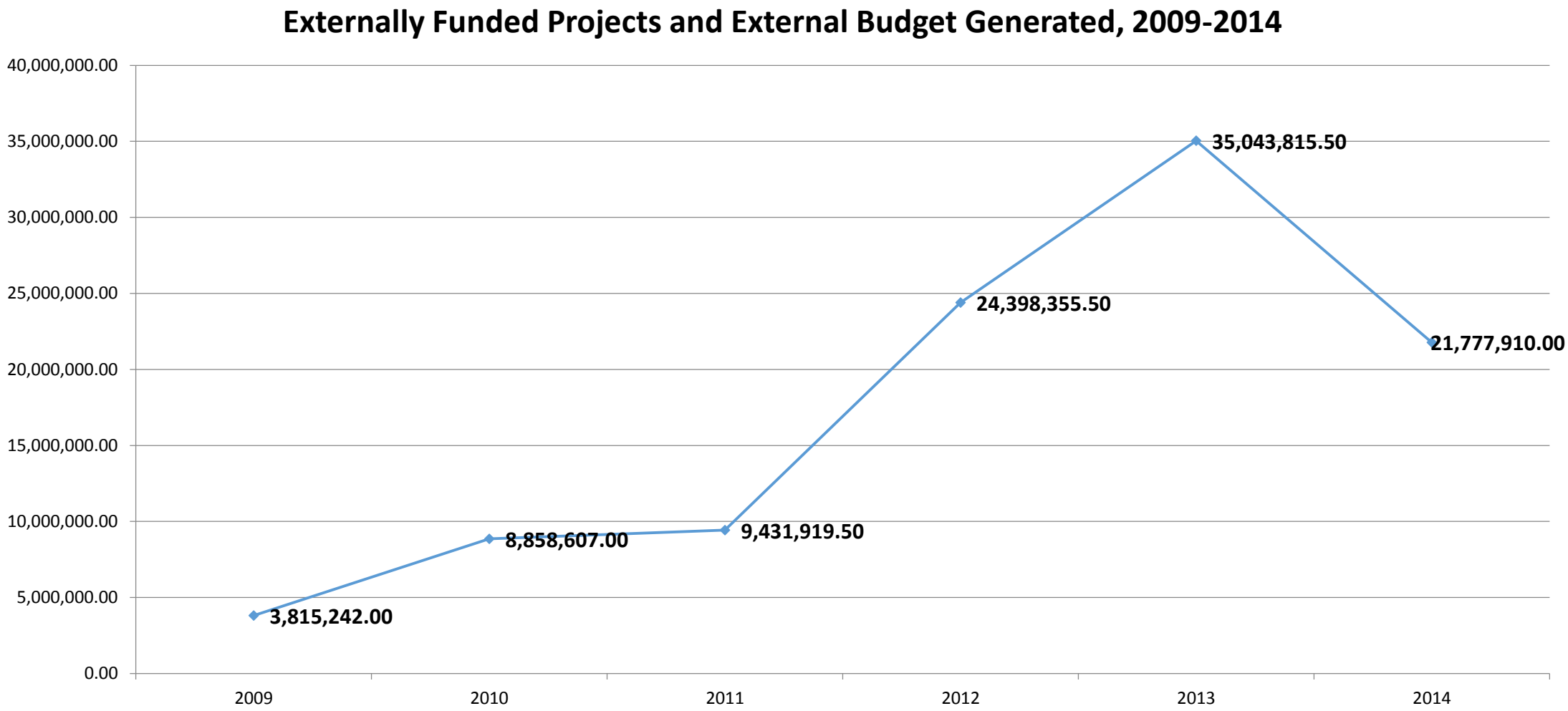

MFO2: Research and Developmen Services

Number of institutionally Funded Projects

Sector/ Commodity	2009		2010		2011		2012		2013		2014	
Agriculture	6	230,000					4	91,500	5	240,500	11	1,596,951
Fisheries	4	152,000					18		2	225,000	6	950,470
Higher Ed/Social Research	5	160,000					1	113,500	34	910,790	9	1,072,247.15
Health	2	33,000						50,000	1	71,500		
Engineering/ICT	4	82,000	2	45,000	2	45,000			4	383,010.50	5	841,300
Total	23	**657,000**	**2**	**45,000**	**2**	**45,000**	**23**	**255,000**	**46**	**1,830,800.5**	**31**	**4,460,968.15**

MFO2: Research and Developmen Services

Number of institutionally Funded Projects, 2009-2014

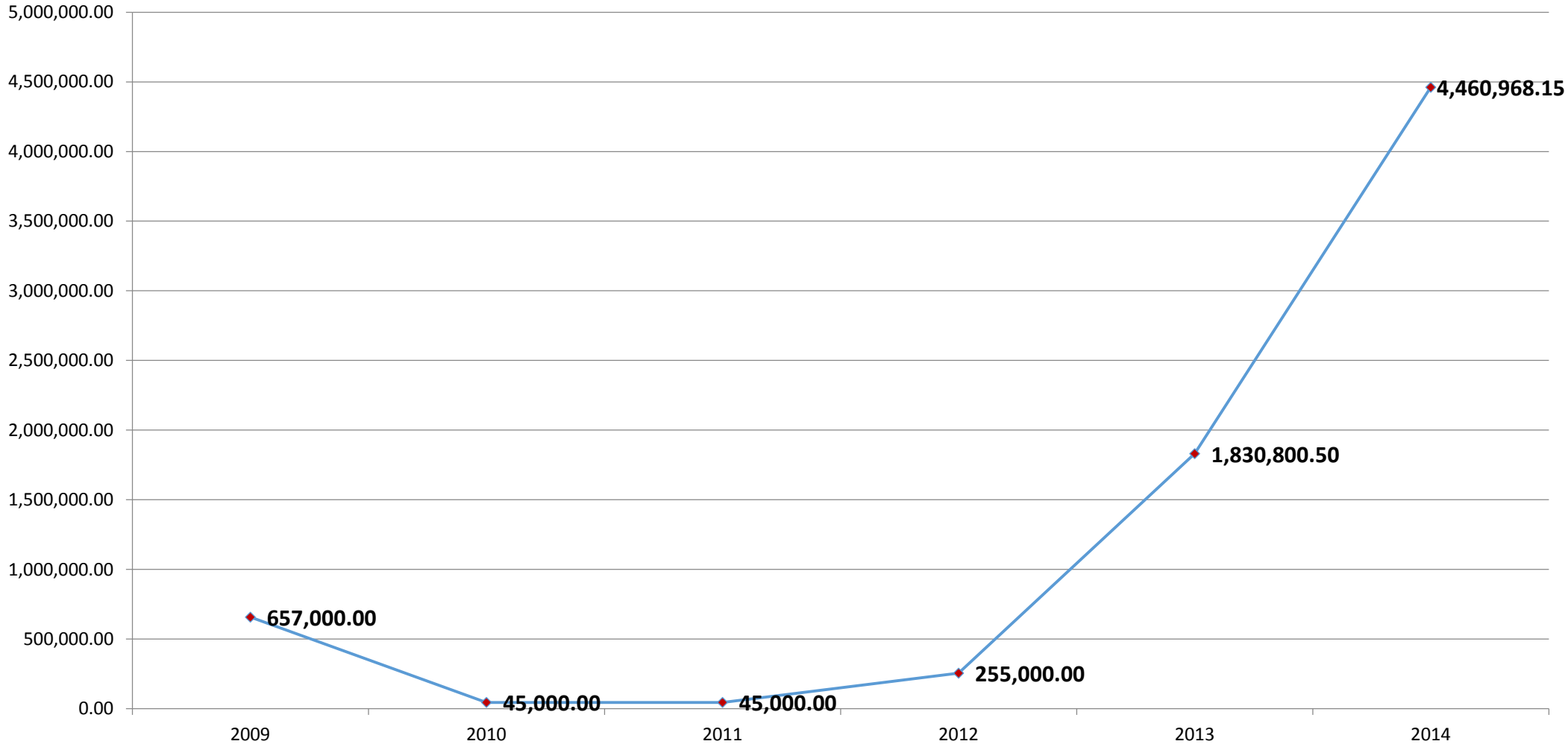

EXTENSION SERVICES (MFO3)

CAGAYAN STATE UNIVERSITY

Educating for the Best

MFO3: Extension Services

CHED STRATEGIES & OUTCOMES	PERFORMANCE INDICATOR	ACCOMPLISHMENTS
• Poverty Reduction • Disaster Risks Reduction • Climate Change Mitigation • Technology Transfer • Livelihood Projects	Community Relation Programs •*Ten (10) community trainings and seminars conducted*	

Beneficiaries	#
Students	150
Farmers/Housewives/ Coop Members	1,257
Government Officials/personnel	159

Special Project	No. of Beneficiaries/sectors served
•Solid Waste Management & Sustainable Soil Fertility Management Through Vermicomposting	104 participants (3 trainings)
•Development & Implementation of Business Literacy among ARBOS	160 coop members (5 trainings)
•Coconut-Based Integrated Farming system cum Value Adding for Coconut Food and Non-Food Products	118 participants (5 trainings)
•Good Agricultural Practices on Banana Production & Processing	130 participants (3 trainings)
•Livelihood Skills & Entrepreneurship Development	235 participants (6 trainings)

MFO3: Extension Services

CHED STRATEGIES& OUTCOMES	PERFORMANCE INDICATOR/ HIGHLIGHTS	ACCOMPLISHMENTS

- Poverty Reduction
- Disaster Risks Reduction
- Climate Change Mitigation
- Technology Transfer
- Livelihood Projects

Community Relation Programs

Ten (10) community trainings and seminars conducted

Beneficiaries	#
Students	150
Farmers/Housewives/ Coop Members	1,257
Government Officials/personnel	159

Special Project	No. of Beneficiaries/sectors served
•Vegetable Production & Processing	30 participants (1 training)
•Science & Technology-Based Farm •*Field Day on Hot Pepper Production* •*Field Day on Pineapple Production* •*Field Day on Organic Vegetable Production*	 61 participants 51 participants 70 participants
•Records and Business Managenment	63 coop members (3 trainings
•Basic Computer, Internet and Trouble Shooting	159 participants (6 trainings
•Quick Spray & Castration technique in Dogs and Cats; Wildlife Management & Handling	235 clients

MFO3: Extension Services

CHED STRATEGIES& OUTCOMES	PERFORMANCE INDICATOR/ HIGHLIGHTS	ACCOMPLISHMENTS
• Poverty Reduction • Disaster Risks Reduction • Climate Change Mitigation • Technology Transfer • Livelihood Projects	Special Project *Twelve (12) special projects trainings & seminars conducted*	

Beneficiaries	#
Municipality	23
Barangay	11
Association/Organization/Cooperatives	34

Special Project	No. of Beneficiaries/sectors served
•CSU-DAR ARCESS Market-Oriented Agriculture Technologies cum Agricultural Extension Services in the Province of Cagayan	7 Agrarian Reform Beneficiary organizations (ARBOs) in 3 District of Cagayan
•CSU-DAR Development and Implementation of a Community-Based program on Business Literacy, Enterprise Development and Enhancement among ARCs in Cagayan	27 newly developed and thriving cooperatives in all municipalities
•Resilience Capacity Building for Cityies & Municipalities to Reduce Disaster Risks from Climate Change & Natural Hazard (REBUILD)	
•Coconut High Impact Project	5 LGUs in Northwestern Cagayan
•Coconut Plantation Development and Rehabilitation Project	Coconut Growing Communities in Cagayan

MFO3: Extension Services

CHED STRATEGIES& OUTCOMES	PERFORMANCE INDICATOR/ HIGHLIGHTS	ACCOMPLISHMENTS
• Poverty Reduction • Disaster Risks Reduction • Climate Change Mitigation • Technology Transfer • Livelihood Projects	**Special Project** *Twelve (12) special projects trainings and seminars conducted*	

Beneficiaries	#
Municipality	23
Barangay	11
Association/Organization/Cooperatives	34

Special Project	No. of Beneficiaries/sectors served
•Techno Gabay Program	17 Municipal LGUs in Cagayan
•Mangrove Plantation and Rehabilitation Project	5 Coastal Barangays of Aparri, Buguey & Sta. Ana
•Red Tilapia Fingerlings & Grow-out Production (CSU-Dole)	75 students
•Plastics Paver Production Entrepreneurship Project (CSU-DOLE)	
•CSU-DOST Product Development & Training Center (Carig, Lallo,Piat,Gonzaga,Lasam,Sanchez Mira)	Women and Entrepreneurs
•CSU-Dost Academe Technology Based Enterprise Development	75 students from 4 CSU Campuses
•CSU-Tuguegarao City Partnership for Sustained Urban Development	Tuguegarao City

MFO4: General Administration and Support Services

MFO4: General Administration and Support Services

CHED STRATEGIES AND OUTCOMES	PERFORMANCE INDICATOR/ HIGHLIGHTS	ACCOMPLISHMENTS
• Ethical & Innovative Growth/International Competitiveness • Impact of Good Governance, Transparency & Accountability • Obtain good governance • Obtain international competitiveness/Standards & client satisfaction • Develop World Class University	ISO 9001: 2008 QMS	•Documentation and Installation of 308 Quality Procedures among 34 Frontline Offices •Finalization of Quality Manual •Establishment of Document Control and File Plan for the University

MFO4: General Administration and Support Services

<table>
<tr><th>CHED STRATEGIES AND OUTCOMES</th><th>PERFORMANCE INDICATOR/ HIGHLIGHTS</th><th>ACCOMPLISHMENTS</th></tr>
<tr>
<td>•Performance Based Bonus (PBB)</td>
<td>Compliance to the requirements of PBB

The University is eligible for the grant of Performance Based Bonus for FY 2013</td>
<td>•Management Accountability Report Card
<table>
<tr><th>Eligibility Requirements</th><th>Final Assessment</th></tr>
<tr><td>Good Governance Conditions</td><td>Met all good governance conditions</td></tr>
<tr><td>1. Transparency Seal</td><td>Substantially Compliant</td></tr>
<tr><td>2. Liquidation of Cash Advance</td><td>Compliant</td></tr>
<tr><td>3. PhilGEPS Posting</td><td>Compliant</td></tr>
<tr><td>4. Citizen’s/Service Charter</td><td>Compliant</td></tr>
<tr><td>5. Submission of SALN</td><td>Compliant</td></tr>
</table>
</td>
</tr>
</table>

MFO4: General Administration and Support Services

CHED STRATEGIES AND OUTCOMES	PERFORMANCE INDICATOR/ HIGHLIGHTS	ACCOMPLISHMENTS
•Compliance to Performance Based Bonus	Achieve at least 90% targets for Higher Education Services Substantially met all targets for Higher Education Services	

Major Final Outputs	Department Budget FY 2013 ('000)	OVERALL RESULTS ASSESSMENT SERVICE RESULTS				
		Performance Indicators	FY 2012 Accomplishment	FY 2013 Targets	FY 2013 Actual Accomplishment	Rating
Higher Education Services	250,595	Total Number of graduates in mandated & priority programs	3,923	4,584	4,912	107%
		Average percentage passing in licensure exams by SUC graduates/national average % passing in board programs covered by SUC	121%	124%	110%	89%
		Percentage of graduates who finished their academic prog. according to the prescribed timeframe	78%	81%	80%	99%

MFO4: General Administration and Support Services

CHED STRATEGIES AND OUTCOMES	PERFORMANCE INDICATOR/ HIGHLIGHTS	ACCOMPLISHMENTS
•Compliance to Performance Based Bonus	Achieve at least 90% targets for Advanced Education Services Substantially met all targets for Advanced Education Services	

Major Final Outputs	Department Budget FY 2013 ('000)	OVERALL RESULTS ASSESSMENT SERVICE RESULTS				
		Performance Indicators	FY 2012 Accomplishment	FY 2013 Targets	FY 2013 Actual Accomplishment	Rating
Advanced Education Services	34,714	Total Number of graduates in mandated & priority programs	145	127	182	143%
		Percentage of graduates who engaged in employment or whose employment status improved within one year of graduation	No data	95%	96%	101%
		Percentage of students who rate timeliness of education delivery/Supervision as good or better	No data	85%	88%	104%

MFO4: General Administration and Support Services

CHED STRATEGIES AND OUTCOMES	PERFORMANCE INDICATOR/ HIGHLIGHTS	ACCOMPLISHMENTS
•Compliance to Performance Based Bonus	Achieve at least 90% targets for Research Services Substantially met all targets for Research Services	

Major Final Outputs	Department Budget FY 2013 ('000)	OVERALL RESULTS ASSESSMENT SERVICE RESULTS				
		Performance Indicators	FY 2012 Accomplishment	FY 2013 Targets	FY 2013 Actual Accomplishment	Rating
Research Services	3,665	Number of research studies completed in the last three years	70	112	142	127%
		Percentage of research output published in a recognized refereed journal or submitted for patenting/ patented	6%	33%	60%	182%
		Percentage of research projects conducted or completed on schedule	53%	100%	100%	100%

MFO4: General Administration and Support Services

CHED STRATEGIES AND OUTCOMES	PERFORMANCE INDICATOR/ HIGHLIGHTS	ACCOMPLISHMENTS
•Compliance to Performance Based Bonus	Achieve at least 90% targets for Extension Services Substantially met all targets for Extension Services	

Major Final Outputs	Department Budget FY 2013 ('000)	OVERALL RESULTS ASSESSMENT SERVICE RESULTS				
		Performance Indicators	FY 2012 Accomplishment	FY 2013 Targets	FY 2013 Actual Accomplishment	Rating
Extension Services	3,191	Number of persons trained weighted by length of training	3,191	1,695	2,419.50	143%
		Percentage of trainees/clients who rate services rendered as good or better	No data	80%	80%	100%
		Percentage of persons given training or advisory services who rate timeliness of service delivery as good or better	No data	80%	80%	100%

MFO4: General Administration and Support Services

CHED STRATEGIES AND OUTCOMES	PERFORMANCE INDICATOR/ HIGHLIGHTS	ACCOMPLISHMENTS
•Compliance to Performance Based Bonus	Achieve at least 90% targets for Support to Operations (STO) Substantially met all targets for Support to Operations (STO)	

Major Final Outputs	Department Budget FY 2013 ('000)	OVERALL RESULTS ASSESSMENT SERVICE RESULTS				
		Performance Indicators	FY 2012 Accomplishment	FY 2013 Targets	FY 2013 Actual Accomplishment	Rating
Support to Operations (STO)	16,904	Percentage of students and personnel who rate the non-academic services as good or better	No data	80%	80%	100%
		Percentage of faculty and personnel enabled to pursue studies/trainings	No data	25%	77%	308%

MFO4: General Administration and Support Services

CHED STRATEGIES AND OUTCOMES	PERFORMANCE INDICATOR/ HIGHLIGHTS	ACCOMPLISHMENTS
•Compliance to Performance Based Bonus	Achieve at least 90% targets for General Admin. & Support Services (GASS) Substantially met all targets for General Admin. & Support Services (GASS)	

Major Final Outputs	Department Budget FY 2013 ('000)	OVERALL RESULTS ASSESSMENT SERVICE RESULTS				
		Performance Indicators	FY 2012 Accomplishment	FY 2013 Targets	FY 2013 Actual Accomplishment	Rating
General Admin. & Support Services (GASS)	93,548	Percentage of actual utilization of budget inclusive of income to total operating budget	97.9%	100%	99%	99%
		Percentage of financial statements and reports submitted to COA	100%	100%	100%	100%
		Percentage of reports submitted to CHED within mandated time	90%	95%	95%	100%

MFO4: General Administration and Support Services

CHED STRATEGIES AND OUTCOMESPSEROTI	PERFORMANCE INDICATOR/ HIGHLIGHTS	ACCOMPLISHMENTS
•Establishing Partnership linkages in resource generation & management	Partnership with LGU's, NGA's , PO's and NGO's	Memorandum of Understanding/Agreement with: • City Government Of Tuguegarao • Nguyen University of Vietnam
•Strengthening SUC Management	Implementation of Strategic Performance Management System (SPMS)	Civil Service approved SPMS of the University
•Modernizing facilities of SUC	Digitization and Automation of operation	•Queuing System for payments

Financial Services

Cummulative Collection as of June 30, 2014, **PhP 187,760,343.31**

School Fees	Andrews	Aparri	Carig	Gonzaga	Lallo	Lasam	Piat	Sanchez	Total
Tuition Fees & other Service Income –STF 164	49,203,246.92	17,347,817.74	44,230,389.95	6,421,978.47	6,,479,184.06	3,050,883.50	6,365,593.55	16,725,478.94	149,824,573.13
Fiduciary	2,867,082.67	897,622.75	1,561,459.00	435,506.35	216,341.00	94,099.00	554,633.50	1,323,868.00	7,950,612.27
Sub-Total	52,070,329.59	18,245,440.49	45,791,848.95	6,857,484.82	6,695,525.06	3,144,982.50	6,920,227.05	18,049,346.94	**157,775,185.40**
Income Generating Projects (Fund 161)	3,941,656.50	1,607,131.50	3,894,359.75	1,006,500.41	1,642,493.00		1,764,788.20	6,274,761.50	20,131,690.86
Sub-Total	3,941,656.50	1,607,131.50	3,894,359.75	1,006,500.41	1,642,493.00		1,764,788.20	6,274,761.50	**20,131,690.86**
Trust Fund 184									
CHED Grants		70,000.00							70,000.00
PDAF SCHOLARSHIP		60,000.00	115,800.00	42,000.00	33,000.00			60,000	310,800.00
Fund from Other Agencies (Research & Ext'n Project)	1,786,889.00		2,068,000.00		5,600.00			305,500.00	4,165,489.00
Scholarship Grants from LGU/Private Institution	1,741,772.00	23,660.00	993,200.00	67,863.00	105,022.50			149,644.00	3,081,161.50
Other	757,082.30	43,869.00	102,676.45	1,056,066.80	185,9052.00			81,270.00	2,226,016.55
Sub-Total Fund	**4,285,743.30**	**197,529.00**	**3,279,676.45**	**1,165,929.80**	**328,674.50**			**595,914.00**	**9,853,467.05**

university events

REGIONAL SCUAA 02

university events

2014 SUMMER GRADUATION

university events

K-12 REGIONAL MASS TRAINING OF GRADE 8 MAPEH & TLE TEACHERS

university events

36th FOUNDING ANNIVERSARY

university events

FIRST REGIONAL ECONOMIC CONFERENCE

university events

- Hosted the 2014 Regional SCUAA
- Summer Graduation 2014
- 36th Founding Anniversary
- Accreditation of 13 Academic Programs
- K-12 Regional Training of Grade 9 (MAPEH)
- The Regional Quality Assessment Team for the Preliminary Evaluation of the Bachelor of Science in Public Health Program
- Global Leadership Summit sponsored by University Student Government
- First Regional Economic Conference
- Seminar Workshop on Patent Drafting shall be conducted by IPO Manila on August 12-14, 2014 sponsored by CSU Research and Development Office
- Policy Crafting on Leave Administration for Faculty
- STUDENT CONGRESS on March 13-15, 2014 at CSU Carig Campus, Red Eagle's Gymnasium

university awards

•Dr. JULIUS T. CAPILI, Dean of the College of Allied Health Sciences for being awarded MOST OUTSTANDING MEDICAL TECHNOLOGIST by the Philippine Association of Medical Technologists (PAMET) - Cagayan Chapter last April 29, 2014 on the occasion of its 1st Quarter Scientific Conference.

•CSU - College of Allied Health Sciences for having been awarded by the Department of Health R02 - Northern Blood Services Zone and National Voluntary Blood Services Program as MOST OUTSTANDING HIGHER EDUCATION INSTITUTION that conducts regular blood donations for October 2011 to December 2013

•College of Education Andrews Campus for winning the BEST Instructional Aid, BEST Lesson Plan, and BEST Poster Presentation during the Provincial Student-Teaching Convergence 2014.

•MR. GENERINO SIDDAYAO for being adjudged as the most excellent paper during the International Conference on Knowledge Engineering and Applications held in Hongkong last June 14-15,2014.

•Engr. POLICARPIO MABBORANG, 3rd Place Development Category and Prof. HELEN BANGI, Aparri Campus, 5th place Research Category during the 2014 CVARRD Regional Symposium held at ISU Echague, June 5-6,2014.

university awards

•MS. JOVINE MARTIN, a 4th year BS Medical Technology student, for being crowned MISS CAGAYAN 2014. We are proud of you.

•Mr. NASUDI PASTORES (4th year BS Medical Technology student) for winning 2nd place in the Research Poster Competition during the 1st Biennial Research Conference of DOST held at Fort Ilocandia Hotel and Resort, Ilocos last June 26-27, 2014.

•BSCE-Carig and Dr. Jocelyn Tuscana for being awarded a Youth Entrepreneurship - DOLE Funded Project Titled: "Paver Production Entrepreneurship Program

•Jay Omotoy whose paper has been adjudged as the BEST PAPER during the 2014 National Marketing Educators Conference and Business Research Summit held at SLU Baguio City.

•Jonard G. Fenol and Divine Rose T. Malubag, College of Hospitality and Industry Management –CHAMPION in the Flairtending Competition held last August 13, 2014

university board examinations

•Prof. Ma. Nancy T. Martinez and Prof. Mae Anabel Martinez (CAHS-BSRT faculty members) for being conferred new Registered Respiratory Therapists of the Republic of the Philippines.

•January 2014 LET Regional Topnotchers. BEED - Randy Calayag (7th place) & Julie Modales (7th place). BSED - Florentino Ayson (3rd place-English), Marie Balod (6th place-Physical Science), Carmen Taguinod (7th place-TLE), Angelito de Jesus (9th place-Social Science)

• For 5th CONSECUTIVE TIME, we again posted a 100% passing mark in the March 2014 Medical Technology Licensure Examinations. The following passers: Ethel Vida Mae C. Antonio, Bonna A. Bangayan, Rio Joy B. Cariaga, Arlene T. Conag, Gladys Mae J. Dian, Lisandro M. Gacias, Niña Reeze P. Guillermo, Sharel G. Patongao, and Arianne Joy C. Tamaray

•LET Passers 2014! University performance for Elementary Education (72%;31/43), Secondary Education (52.1%;62/119). Performance per campus: Andrews-Elem (72.73%), Secondary (49.47%); Aparri-Elem (100%), Secondary (50%) Gonzaga - Secondary (100%); Lallo-Elem (60%), Secondary (33.33%); Lasam-Elem (80%); Piat-Elem (100%), Secondary (50%); Sanchez Mira-Elem (33.33%), Secondary (100%).

•2014 Licensure for Physician. 4 out of 5 (80% Institutional Passing Rate and 52.5% National Passing Rate)

Educating for the Best

MARAMING SALAMAT