

MONTHLY REPORT OF DISBURSEMENTS

For the month of March 2021


Department State Universities and Colleges (SUCs)
 Agency/Entity Cagayan State University
 Operating Unit < not applicable >
 Organization Code (UACS) 08 022 0000000
 Fund Cluster 01 Regular Agency Fund


Particulars	Current Year Budget					Prior Year's Budget											Trust Liabilities				Grand Total					Remarks		
	PS	MOOE	FinEx	CO	TOTAL	Prior Year's Accounts Payable					Current Year's Accounts Payable					TOTAL	SUB-TOTAL	PS	MOOE	CO	TOTAL	PS	MOOE	FinEx	CO		TOTAL	
						PS	MOOE	FinEx	CO	Sub-Total	PS	MOOE	FinEx	CO	Sub-Total													
1	2	3	4	5	6=(2+3+4+5)	7	8	9	10	11=(7+8+9+10)	12	13	14	15	16=(12+13+14+15)	17=(11+16)	18=(6+17)	19	20	21	22=(19+20+21)	23	24	25	26	27=(23+24+25+26)	28	
CASH DISBURSEMENTS	49,320,816.25	5,253,228.75	0.00	0.00	54,574,045.00	0.00	0.00	0.00	0.00	0.00	0.00	0.00	0.00	15,507,510.82	15,507,510.82	15,507,510.82	70,081,555.82	0.00	0.00	0.00	0.00	49,320,816.25	5,253,228.75	0.00	15,507,510.82	70,081,555.82		
Notice of Cash Allocation (NCA)	49,320,816.25	5,253,228.75	0.00	0.00	54,574,045.00	0.00	0.00	0.00	0.00	0.00	0.00	0.00	0.00	15,507,510.82	15,507,510.82	15,507,510.82	70,081,555.82	0.00	0.00	0.00	0.00	49,320,816.25	5,253,228.75	0.00	15,507,510.82	70,081,555.82		
MDS Checks Issued	7,312,456.79	321,481.09	0.00	0.00	7,633,937.88	0.00	0.00	0.00	0.00	0.00	0.00	0.00	0.00	0.00	0.00	0.00	7,633,937.88	0.00	0.00	0.00	0.00	7,312,456.79	321,481.09	0.00	0.00	7,633,937.88		
Advice to Debit Account	42,008,359.46	4,931,747.66	0.00	0.00	46,940,107.12	0.00	0.00	0.00	0.00	0.00	0.00	0.00	0.00	15,507,510.82	15,507,510.82	15,507,510.82	62,447,617.94	0.00	0.00	0.00	0.00	42,008,359.46	4,931,747.66	0.00	15,507,510.82	62,447,617.94		
Notice of Transfer Allocations (NTA)	0.00	0.00	0.00	0.00	0.00	0.00	0.00	0.00	0.00	0.00	0.00	0.00	0.00	0.00	0.00	0.00	0.00	0.00	0.00	0.00	0.00	0.00	0.00	0.00	0.00	0.00	0.00	
MDS Checks Issued	0.00	0.00	0.00	0.00	0.00	0.00	0.00	0.00	0.00	0.00	0.00	0.00	0.00	0.00	0.00	0.00	0.00	0.00	0.00	0.00	0.00	0.00	0.00	0.00	0.00	0.00	0.00	
Advice to Debit Account	0.00	0.00	0.00	0.00	0.00	0.00	0.00	0.00	0.00	0.00	0.00	0.00	0.00	0.00	0.00	0.00	0.00	0.00	0.00	0.00	0.00	0.00	0.00	0.00	0.00	0.00	0.00	
Working Fund for FAPs	0.00	0.00	0.00	0.00	0.00	0.00	0.00	0.00	0.00	0.00	0.00	0.00	0.00	0.00	0.00	0.00	0.00	0.00	0.00	0.00	0.00	0.00	0.00	0.00	0.00	0.00	0.00	
Cash Disbursement Ceiling (CDC)	0.00	0.00	0.00	0.00	0.00	0.00	0.00	0.00	0.00	0.00	0.00	0.00	0.00	0.00	0.00	0.00	0.00	0.00	0.00	0.00	0.00	0.00	0.00	0.00	0.00	0.00	0.00	
TOTAL CASH DISBURSEMENTS	49,320,816.25	5,253,228.75	0.00	0.00	54,574,045.00	0.00	0.00	0.00	0.00	0.00	0.00	0.00	0.00	15,507,510.82	15,507,510.82	15,507,510.82	70,081,555.82	0.00	0.00	0.00	0.00	49,320,816.25	5,253,228.75	0.00	15,507,510.82	70,081,555.82		
NON-CASH DISBURSEMENTS	3,438,031.86	347,739.94	0.00	0.00	3,785,771.80	0.00	0.00	0.00	0.00	0.00	0.00	0.00	0.00	0.00	0.00	0.00	3,785,771.80	0.00	0.00	0.00	0.00	3,438,031.86	347,739.94	0.00	0.00	3,785,771.80		
Tax Remittance Advices Issued (TRA)	3,438,031.86	347,739.94	0.00	0.00	3,785,771.80	0.00	0.00	0.00	0.00	0.00	0.00	0.00	0.00	0.00	0.00	0.00	3,785,771.80	0.00	0.00	0.00	0.00	3,438,031.86	347,739.94	0.00	0.00	3,785,771.80		
Non-Cash Availment Authority (NCAA)	0.00	0.00	0.00	0.00	0.00	0.00	0.00	0.00	0.00	0.00	0.00	0.00	0.00	0.00	0.00	0.00	0.00	0.00	0.00	0.00	0.00	0.00	0.00	0.00	0.00	0.00		
Disbursements effected through outright deductions from claims (please specify...)	0.00	0.00	0.00	0.00	0.00	0.00	0.00	0.00	0.00	0.00	0.00	0.00	0.00	0.00	0.00	0.00	0.00	0.00	0.00	0.00	0.00	0.00	0.00	0.00	0.00	0.00		
Overpayment of expenses(e.g. personnel benefits)	0.00	0.00	0.00	0.00	0.00	0.00	0.00	0.00	0.00	0.00	0.00	0.00	0.00	0.00	0.00	0.00	0.00	0.00	0.00	0.00	0.00	0.00	0.00	0.00	0.00	0.00		
Restitution for loss of government property	0.00	0.00	0.00	0.00	0.00	0.00	0.00	0.00	0.00	0.00	0.00	0.00	0.00	0.00	0.00	0.00	0.00	0.00	0.00	0.00	0.00	0.00	0.00	0.00	0.00	0.00		
Liquidated damages and similar claims	0.00	0.00	0.00	0.00	0.00	0.00	0.00	0.00	0.00	0.00	0.00	0.00	0.00	0.00	0.00	0.00	0.00	0.00	0.00	0.00	0.00	0.00	0.00	0.00	0.00	0.00		
Others(TEF, BTR-Documentary Stamp Tax, etc.)	0.00	0.00	0.00	0.00	0.00	0.00	0.00	0.00	0.00	0.00	0.00	0.00	0.00	0.00	0.00	0.00	0.00	0.00	0.00	0.00	0.00	0.00	0.00	0.00	0.00	0.00		
TOTAL NON-CASH DISBURSEMENTS	3,438,031.86	347,739.94	0.00	0.00	3,785,771.80	0.00	0.00	0.00	0.00	0.00	0.00	0.00	0.00	0.00	0.00	0.00	3,785,771.80	0.00	0.00	0.00	0.00	3,438,031.86	347,739.94	0.00	0.00	3,785,771.80		
GRAND TOTAL	52,758,848.11	5,600,968.69	0.00	0.00	58,359,816.80	0.00	0.00	0.00	0.00	0.00	0.00	0.00	0.00	15,507,510.82	15,507,510.82	15,507,510.82	73,867,327.62	0.00	0.00	0.00	0.00	52,758,848.11	5,600,968.69	0.00	15,507,510.82	73,867,327.62		


SUMMARY

Particulars	Previous Report	This Month	As at Date
(1)	(2)	(3)	(4)
Total Disbursement Authorities Received	143,709,013.56	73,868,308.00	217,577,321.56
NCA	125,819,000.00	36,545,000.00	162,364,000.00
NTA	0.00	0.00	0.00
Working Fund	10,866,097.72	33,537,536.20	44,403,633.92
TRA	7,023,915.84	3,785,771.80	10,809,687.64
CDC	0.00	0.00	0.00
NCAA	0.00	0.00	0.00
Less: Notice of Transfer of Allocations (NTA)* issued	0.00	0.00	0.00
Total Disbursement Authorities Available	143,709,013.56	73,868,308.00	217,577,321.56
Less:	0.00	0.00	0.00
Lapsed NCA	0.00	0.00	0.00
Disbursements	99,305,379.54	73,867,327.62	173,172,707.16
Less: Other Non-Cash Disbursements	0.00	0.00	0.00
Disbursements effected through outright deductions from claims	0.00	0.00	0.00
Overpayment of expenses(e.g. personnel benefits)	0.00	0.00	0.00
Restitution for loss of government property	0.00	0.00	0.00
Liquidated damages and similar claims	0.00	0.00	0.00
Others (e.g. TEF, BTR, Docs Stamp, etc.)	0.00	0.00	0.00
Add/Less: Adjustments (e.g. cancelled/staled checks)	0.00	0.00	0.00
Balance of Disbursement Authorities as at date	44,403,634.02	980.38	44,404,614.40
Total Disbursements Program	121,832,000.00	60,578,000.00	182,410,000.00
Less: *Actual Disbursements	99,305,379.54	73,867,327.62	173,172,707.16
(Over)/Under spending	22,526,620.46	(13,289,327.62)	9,237,292.84

Notes: * The use of NTA is discouraged
 Notes: ** Amounts should tally with the grand total disbursement (column 27).

Certified Correct:

 MA. REMEDIOS E. TANGONAN
 University Accountant
 Date:

Recommending Approval:

 EMERITA P. GERON
 Chief AO-Finance
 Date:

Approved By:

 URDUJAH G. ALVARADO
 University President
 Date: