

SUMMARY OF APPROPRIATIONS, ALLOTMENTS, OBLIGATIONS, DISBURSEMENTS AND BALANCES BY OBJECT OF EXPENDITURES

As at the Quarter Ending March 31, 2022

Department : State Universities and Colleges (SUCs)
 Agency : Cagayan State University
 Operating Unit : < not applicable >
 Organization Code (UACS) : 08 022 000000
 Fund Cluster : 01 Regular Agency Fund
 (e.g. UACS Fund Cluster: 01-Regular Agency Fund, 02-Foreign Assisted Projects Fund, 03-Special Account-Locally Funded/Domestic Grants Fund, and 04-Special Account-Foreign Assisted/Foreign Grants Fund)

X	Current Year Appropriations
	Supplemental Appropriations
	Continuing Appropriations

Particulars	UACS CODE	Appropriations			Allotments					Obligations					Disbursements					Balances			
		Authorized Appropriations	Adjustments (Transfer To/From, Modifications/Augmentations)	Adjusted Appropriations	Allotments Received	Adjustments (Reductions, Modifications/Augmentations)	Transfer To	Transfer From	Adjusted Allotments	1st Quarter Ending March 31	2nd Quarter Ending June 30	3rd Quarter Ending Sept. 30	4th Quarter Ending Dec. 31	TOTAL	1st Quarter Ending March 31	2nd Quarter Ending June 30	3rd Quarter Ending Sept. 30	4th Quarter Ending Dec. 31	TOTAL	Unreleased Appropriations	Unobligated Allotments	Unpaid Obligations (15-20)=(23+24)	
																						Due and Demandable	Not Yet Due and Demandable
1	2	3	4	5=(3+4)	6	7	8	9	10=[(6+(-)7)-8+9]	11	12	13	14	15=(11+12+13+14)	16	17	18	19	20=(16+17+18+19)	21=(5-10)	22=(10-15)	23	24
SUMMARY		1,253,481,000.00	18,662,863.00	1,272,143,863.00	784,752,000.00	18,662,863.00	0.00	0.00	803,414,863.00	188,513,783.97	0.00	0.00	0.00	188,513,783.97	186,321,014.45	0.00	0.00	0.00	186,321,014.45	468,729,000.00	614,901,079.03	519,841.91	1,672,927.61
A. AGENCY SPECIFIC BUDGET		1,199,191,000.00	0.00	1,199,191,000.00	730,462,000.00	0.00	0.00	0.00	730,462,000.00	160,051,743.52	0.00	0.00	0.00	160,051,743.52	157,858,974.00	0.00	0.00	0.00	157,858,974.00	468,729,000.00	570,410,256.48	519,841.91	1,672,927.61
Personnel Services		733,064,000.00	0.00	733,064,000.00	596,690,000.00	0.00	0.00	0.00	596,690,000.00	133,764,388.61	0.00	0.00	0.00	133,764,388.61	133,764,388.61	0.00	0.00	0.00	133,764,388.61	136,374,000.00	462,925,611.39	0.00	0.00
Salaries and Wages	501010000	456,852,000.00	(316,441.67)	456,535,558.33	456,852,000.00	(316,441.67)	0.00	0.00	456,535,558.33	115,139,751.27	0.00	0.00	0.00	115,139,751.27	115,139,751.27	0.00	0.00	0.00	115,139,751.27	0.00	341,395,807.06	0.00	0.00
Salaries and Wages - Regular	501010100	452,418,000.00	(316,441.67)	452,101,558.33	452,418,000.00	(316,441.67)	0.00	0.00	452,101,558.33	114,186,961.43	0.00	0.00	0.00	114,186,961.43	114,186,961.43	0.00	0.00	0.00	114,186,961.43	0.00	337,914,596.90	0.00	0.00
Basic Salary - Civilian	501010101	452,418,000.00	(316,441.67)	452,101,558.33	452,418,000.00	(316,441.67)	0.00	0.00	452,101,558.33	114,186,961.43	0.00	0.00	0.00	114,186,961.43	114,186,961.43	0.00	0.00	0.00	114,186,961.43	0.00	337,914,596.90	0.00	0.00
Salaries and Wages - Casual/Contractual	501010200	4,434,000.00	0.00	4,434,000.00	4,434,000.00	0.00	0.00	0.00	4,434,000.00	952,789.84	0.00	0.00	0.00	952,789.84	952,789.84	0.00	0.00	0.00	952,789.84	0.00	3,481,210.16	0.00	0.00
Other Compensation	501020000	121,342,000.00	256,441.67	121,598,441.67	121,342,000.00	256,441.67	0.00	0.00	121,598,441.67	13,529,945.75	0.00	0.00	0.00	13,529,945.75	13,529,945.75	0.00	0.00	0.00	13,529,945.75	0.00	108,068,495.92	0.00	0.00
Personal Economic Relief Allowance (PERA)	501020100	23,952,000.00	0.00	23,952,000.00	23,952,000.00	0.00	0.00	0.00	23,952,000.00	5,970,650.67	0.00	0.00	0.00	5,970,650.67	5,970,650.67	0.00	0.00	0.00	5,970,650.67	0.00	17,981,349.33	0.00	0.00
PERA - Civilian	501020101	23,952,000.00	0.00	23,952,000.00	23,952,000.00	0.00	0.00	0.00	23,952,000.00	5,970,650.67	0.00	0.00	0.00	5,970,650.67	5,970,650.67	0.00	0.00	0.00	5,970,650.67	0.00	17,981,349.33	0.00	0.00
Representation Allowance (RA)	501020200	180,000.00	0.00	180,000.00	180,000.00	0.00	0.00	0.00	180,000.00	78,000.00	0.00	0.00	0.00	78,000.00	78,000.00	0.00	0.00	0.00	78,000.00	0.00	102,000.00	0.00	0.00
Transportation Allowance (TA)	501020300	180,000.00	0.00	180,000.00	180,000.00	0.00	0.00	0.00	180,000.00	78,000.00	0.00	0.00	0.00	78,000.00	78,000.00	0.00	0.00	0.00	78,000.00	0.00	102,000.00	0.00	0.00
Transportation Allowance (TA)	501020301	180,000.00	0.00	180,000.00	180,000.00	0.00	0.00	0.00	180,000.00	78,000.00	0.00	0.00	0.00	78,000.00	78,000.00	0.00	0.00	0.00	78,000.00	0.00	102,000.00	0.00	0.00
Clothing/Uniform Allowance	501020400	5,988,000.00	0.00	5,988,000.00	5,988,000.00	0.00	0.00	0.00	5,988,000.00	4,488,000.00	0.00	0.00	0.00	4,488,000.00	4,488,000.00	0.00	0.00	0.00	4,488,000.00	0.00	1,500,000.00	0.00	0.00
Clothing/Uniform Allowance - Civilian	501020401	5,988,000.00	0.00	5,988,000.00	5,988,000.00	0.00	0.00	0.00	5,988,000.00	4,488,000.00	0.00	0.00	0.00	4,488,000.00	4,488,000.00	0.00	0.00	0.00	4,488,000.00	0.00	1,500,000.00	0.00	0.00
Subsistence Allowance (SA)	501020500	180,000.00	0.00	180,000.00	180,000.00	0.00	0.00	0.00	180,000.00	22,706.89	0.00	0.00	0.00	22,706.89	22,706.89	0.00	0.00	0.00	22,706.89	0.00	157,293.11	0.00	0.00
Subsistence Allowance - Magna Carta for Public Health Workers under R.A. 7305	501020503	180,000.00	0.00	180,000.00	180,000.00	0.00	0.00	0.00	180,000.00	22,706.89	0.00	0.00	0.00	22,706.89	22,706.89	0.00	0.00	0.00	22,706.89	0.00	157,293.11	0.00	0.00
Honoraria	501021000	4,312,000.00	0.00	4,312,000.00	4,312,000.00	0.00	0.00	0.00	4,312,000.00	2,365,274.60	0.00	0.00	0.00	2,365,274.60	2,365,274.60	0.00	0.00	0.00	2,365,274.60	0.00	1,946,725.40	0.00	0.00
Honoraria - Civilian	501021001	4,312,000.00	0.00	4,312,000.00	4,312,000.00	0.00	0.00	0.00	4,312,000.00	2,365,274.60	0.00	0.00	0.00	2,365,274.60	2,365,274.60	0.00	0.00	0.00	2,365,274.60	0.00	1,946,725.40	0.00	0.00
Hazard Pay (HP)	501021100	1,168,000.00	153,000.00	1,321,000.00	1,168,000.00	153,000.00	0.00	0.00	1,321,000.00	423,871.92	0.00	0.00	0.00	423,871.92	423,871.92	0.00	0.00	0.00	423,871.92	0.00	897,128.08	0.00	0.00
Hazard Duty Pay - Civilian	501021102	0.00	153,000.00	153,000.00	0.00	153,000.00	0.00	0.00	153,000.00	153,000.00	0.00	0.00	0.00	153,000.00	153,000.00	0.00	0.00	0.00	153,000.00	0.00	0.00	0.00	0.00
HP - Magna Carta Benefits for Public Health Workers under R.A. 7305	501021105	1,168,000.00	0.00	1,168,000.00	1,168,000.00	0.00	0.00	0.00	1,168,000.00	270,871.92	0.00	0.00	0.00	270,871.92	270,871.92	0.00	0.00	0.00	270,871.92	0.00	897,128.08	0.00	0.00
Overtime and Night Pay	501021300	0.00	103,441.67	103,441.67	0.00	103,441.67	0.00	0.00	103,441.67	103,441.67	0.00	0.00	0.00	103,441.67	103,441.67	0.00	0.00	0.00	103,441.67	0.00	0.00	0.00	0.00
Overtime Pay	501021301	0.00	103,441.67	103,441.67	0.00	103,441.67	0.00	0.00	103,441.67	103,441.67	0.00	0.00	0.00	103,441.67	103,441.67	0.00	0.00	0.00	103,441.67	0.00	0.00	0.00	0.00
Year End Bonus	501021400	37,701,000.00	0.00	37,701,000.00	37,701,000.00	0.00	0.00	0.00	37,701,000.00	0.00	0.00	0.00	0.00	0.00	0.00	0.00	0.00	0.00	0.00	0.00	37,701,000.00	0.00	0.00
Bonus - Civilian	501021401	37,701,000.00	0.00	37,701,000.00	37,701,000.00	0.00	0.00	0.00	37,701,000.00	0.00	0.00	0.00	0.00	0.00	0.00	0.00	0.00	0.00	0.00	0.00	37,701,000.00	0.00	0.00
Cash Gift	501021500	4,990,000.00	0.00	4,990,000.00	4,990,000.00	0.00	0.00	0.00	4,990,000.00	0.00	0.00	0.00	0.00	0.00	0.00	0.00	0.00	0.00	0.00	0.00	4,990,000.00	0.00	0.00
Cash Gift - Civilian	501021501	4,990,000.00	0.00	4,990,000.00	4,990,000.00	0.00	0.00	0.00	4,990,000.00	0.00	0.00	0.00	0.00	0.00	0.00	0.00	0.00	0.00	0.00	0.00	4,990,000.00	0.00	0.00
Mid-Year Bonus - Civilian	501021600	37,701,000.00	0.00	37,701,000.00	37,701,000.00	0.00	0.00	0.00	37,701,000.00	0.00	0.00	0.00	0.00	0.00	0.00	0.00	0.00	0.00	0.00	0.00	37,701,000.00	0.00	0.00
Mid-Year Bonus - Civilian	501021601	37,701,000.00	0.00	37,701,000.00	37,701,000.00	0.00	0.00	0.00	37,701,000.00	0.00	0.00	0.00	0.00	0.00	0.00	0.00	0.00	0.00	0.00	0.00	37,701,000.00	0.00	0.00
Other Bonuses and Allowances	501029900	4,990,000.00	0.00	4,990,000.00	4,990,000.00	0.00	0.00	0.00	4,990,000.00	0.00	0.00	0.00	0.00	0.00	0.00	0.00	0.00	0.00	0.00	0.00	4,990,000.00	0.00	0.00
Productivity Enhancement Incentive - Civilian	501029912	4,990,000.00	0.00	4,990,000.00	4,990,000.00	0.00	0.00	0.00	4,990,000.00	0.00	0.00	0.00	0.00	0.00	0.00	0.00	0.00	0.00	0.00	0.00	4,990,000.00	0.00	0.00
Personnel Benefit Contributions	501030000	9,836,000.00	0.00	9,836,000.00	9,836,000.00	0.00	0.00	0.00	9,836,000.00	1,939,423.56	0.00	0.00	0.00	1,939,423.56	1,939,423.56	0.00	0.00	0.00	1,939,423.56	0.00	7,896,576.44	0.00	0.00
Pag-IBIG Contributions	501030200	1,198,000.00	0.00	1,198,000.00	1,198,000.00	0.00	0.00	0.00	1,198,000.00	269,900.00	0.00	0.00	0.00	269,900.00	269,900.00	0.00	0.00	0.00	269,900.00	0.00	928,100.00	0.00	0.00
Pag-IBIG - Civilian	501030201	1,198,000.00	0.00	1,198,000.00	1,198,000.00	0.00	0.00	0.00	1,198,000.00	269,900.00	0.00	0.00	0.00	269,900.00	269,900.00	0.00	0.00	0.00	269,900.00	0.00	928,100.00	0.00	0.00

Department : State Universities and Colleges (SUCs)
 Agency : Cagayan State University
 Operating Unit : < not applicable >
 Organization Code (UACS) : 08 022 000000
 Fund Cluster : 01 Regular Agency Fund

X	Current Year Appropriations
	Supplemental Appropriations
	Continuing Appropriations

(e.g. UACS Fund Cluster: 01-Regular Agency Fund, 02-Foreign Assisted Projects Fund, 03-Special Account-Locally Funded/Domestic Grants Fund, and 04-Special Account-Foreign Assisted/Foreign Grants Fund)

Particulars	UACS CODE	Appropriations			Allotments					Obligations					Disbursements					Balances			
		Authorized Appropriations	Adjustments (Transfer To/From, Modifications/ Augmentations)	Adjusted Appropriations	Allotments Received	Adjustments (Reductions, Modifications/ Augmentations)	Transfer To	Transfer From	Adjusted Allotments	1st Quarter Ending March 31	2nd Quarter Ending June 30	3rd Quarter Ending Sept. 30	4th Quarter Ending Dec. 31	TOTAL	1st Quarter Ending March 31	2nd Quarter Ending June 30	3rd Quarter Ending Sept. 30	4th Quarter Ending Dec. 31	TOTAL	Unreleased Appropriations	Unobligated Allotments	Unpaid Obligations (15-20)=(23+24)	
																						Due and Demandable	Not Yet Due and Demandable
1	2	3	4	5=(3+4)	6	7	8	9	10=[(6+(-)7)-8+9]	11	12	13	14	15=(11+12+13+14)	16	17	18	19	20=(16+17+18+19)	21=(5-10)	22=(10-15)	23	24
Lump-sum for Step Increments - Length of Service	5010499010	1,132,000.00	0.00	1,132,000.00	1,132,000.00	0.00	0.00	0.00	1,132,000.00	8,349.66	0.00	0.00	0.00	8,349.66	8,349.66	0.00	0.00	0.00	8,349.66	0.00	1,123,650.34	0.00	0.00
Loyalty Award - Civilian	5010499015	515,000.00	60,000.00	575,000.00	515,000.00	60,000.00	0.00	0.00	575,000.00	120,000.00	0.00	0.00	0.00	120,000.00	120,000.00	0.00	0.00	0.00	120,000.00	0.00	455,000.00	0.00	0.00
Maintenance and Other Operating Expenses		326,805,000.00	0.00	326,805,000.00	100,850,000.00	0.00	0.00	0.00	100,850,000.00	26,287,354.91	0.00	0.00	0.00	26,287,354.91	24,094,585.39	0.00	0.00	0.00	24,094,585.39	225,955,000.00	74,562,645.09	519,841.91	1,672,927.61
Traveling Expenses	5020100000	16,886,000.00	(1,883,000.00)	15,003,000.00	16,886,000.00	(1,883,000.00)	0.00	0.00	15,003,000.00	679,554.51	0.00	0.00	0.00	679,554.51	599,154.51	0.00	0.00	0.00	599,154.51	0.00	14,323,445.49	80,400.00	0.00
Traveling Expenses - Local	5020101000	15,031,000.00	(1,400,000.00)	13,631,000.00	15,031,000.00	(1,400,000.00)	0.00	0.00	13,631,000.00	679,554.51	0.00	0.00	0.00	679,554.51	599,154.51	0.00	0.00	0.00	599,154.51	0.00	12,951,445.49	80,400.00	0.00
Traveling Expenses - Foreign	5020102000	1,855,000.00	(483,000.00)	1,372,000.00	1,855,000.00	(483,000.00)	0.00	0.00	1,372,000.00	0.00	0.00	0.00	0.00	0.00	0.00	0.00	0.00	0.00	0.00	0.00	1,372,000.00	0.00	0.00
Training and Scholarship Expenses	5020200000	6,799,000.00	(226,685.43)	6,572,314.57	5,799,000.00	(226,685.43)	0.00	0.00	5,799,000.00	3,497,984.57	0.00	0.00	0.00	3,497,984.57	3,229,598.00	0.00	0.00	0.00	3,229,598.00	1,000,000.00	2,074,330.00	0.00	268,386.57
Training Expenses	5020201000	6,413,000.00	(307,600.00)	6,105,400.00	5,413,000.00	(307,600.00)	0.00	0.00	5,105,400.00	3,195,131.00	0.00	0.00	0.00	3,195,131.00	3,195,131.00	0.00	0.00	0.00	3,195,131.00	1,000,000.00	1,910,269.00	0.00	0.00
Training Expenses	5020201002	6,413,000.00	(307,600.00)	6,105,400.00	5,413,000.00	(307,600.00)	0.00	0.00	5,105,400.00	3,195,131.00	0.00	0.00	0.00	3,195,131.00	3,195,131.00	0.00	0.00	0.00	3,195,131.00	1,000,000.00	1,910,269.00	0.00	0.00
Scholarship Grants/Expenses	5020202000	386,000.00	80,914.57	466,914.57	386,000.00	80,914.57	0.00	0.00	466,914.57	302,853.57	0.00	0.00	0.00	302,853.57	34,467.00	0.00	0.00	0.00	34,467.00	0.00	164,061.00	0.00	268,386.57
Supplies and Materials Expenses	5020300000	26,922,000.00	(649,331.68)	26,272,668.32	26,922,000.00	(649,331.68)	0.00	0.00	26,272,668.32	2,058,251.84	0.00	0.00	0.00	2,058,251.84	1,767,242.08	0.00	0.00	0.00	1,767,242.08	0.00	24,214,416.48	0.00	291,009.76
Office Supplies Expenses	5020301000	16,607,000.00	(489,331.68)	16,117,668.32	16,607,000.00	(489,331.68)	0.00	0.00	16,117,668.32	624,134.95	0.00	0.00	0.00	624,134.95	547,841.59	0.00	0.00	0.00	547,841.59	0.00	15,493,533.37	0.00	76,293.36
Office Supplies Expenses	5020301002	16,607,000.00	(489,331.68)	16,117,668.32	16,607,000.00	(489,331.68)	0.00	0.00	16,117,668.32	624,134.95	0.00	0.00	0.00	624,134.95	547,841.59	0.00	0.00	0.00	547,841.59	0.00	15,493,533.37	0.00	76,293.36
Accountable Forms Expenses	5020302000	212,000.00	0.00	212,000.00	212,000.00	0.00	0.00	0.00	212,000.00	300.00	0.00	0.00	0.00	300.00	0.00	0.00	0.00	0.00	0.00	0.00	211,700.00	0.00	300.00
Animal/Zoological Supplies Expenses	5020304000	386,000.00	0.00	386,000.00	386,000.00	0.00	0.00	0.00	386,000.00	0.00	0.00	0.00	0.00	0.00	0.00	0.00	0.00	0.00	0.00	0.00	386,000.00	0.00	0.00
Medical, Dental and Laboratory Supplies Expenses	5020308000	2,278,000.00	(106,000.00)	2,172,000.00	2,278,000.00	(106,000.00)	0.00	0.00	2,172,000.00	210,871.40	0.00	0.00	0.00	210,871.40	59,608.00	0.00	0.00	0.00	59,608.00	0.00	1,961,128.60	0.00	151,263.40
Fuel, Oil and Lubricants Expenses	5020309000	2,767,000.00	(54,000.00)	2,713,000.00	2,767,000.00	(54,000.00)	0.00	0.00	2,713,000.00	134,148.47	0.00	0.00	0.00	134,148.47	134,148.47	0.00	0.00	0.00	134,148.47	0.00	2,578,851.53	0.00	0.00
Agricultural and Marine Supplies Expenses	5020310000	1,148,000.00	0.00	1,148,000.00	1,148,000.00	0.00	0.00	0.00	1,148,000.00	562,500.00	0.00	0.00	0.00	562,500.00	562,500.00	0.00	0.00	0.00	562,500.00	0.00	585,500.00	0.00	0.00
Textbooks and Instructional Materials Expenses	5020311000	482,000.00	0.00	482,000.00	482,000.00	0.00	0.00	0.00	482,000.00	0.00	0.00	0.00	0.00	0.00	0.00	0.00	0.00	0.00	0.00	0.00	482,000.00	0.00	0.00
Textbooks and Instructional Materials Expenses	5020311001	482,000.00	0.00	482,000.00	482,000.00	0.00	0.00	0.00	482,000.00	0.00	0.00	0.00	0.00	0.00	0.00	0.00	0.00	0.00	0.00	0.00	482,000.00	0.00	0.00
Chemical and Filtering Supplies Expenses	5020313000	312,000.00	0.00	312,000.00	312,000.00	0.00	0.00	0.00	312,000.00	0.00	0.00	0.00	0.00	0.00	0.00	0.00	0.00	0.00	0.00	0.00	312,000.00	0.00	0.00
Other Supplies and Materials Expenses	5020399000	2,730,000.00	0.00	2,730,000.00	2,730,000.00	0.00	0.00	0.00	2,730,000.00	526,297.02	0.00	0.00	0.00	526,297.02	463,144.02	0.00	0.00	0.00	463,144.02	0.00	2,203,702.98	0.00	63,153.00
Utility Expenses	5020400000	22,274,000.00	0.00	22,274,000.00	22,274,000.00	0.00	0.00	0.00	22,274,000.00	4,394,404.03	0.00	0.00	0.00	4,394,404.03	3,787,824.03	0.00	0.00	0.00	3,787,824.03	0.00	17,879,595.97	0.00	606,580.00
Water Expenses	5020401000	1,909,000.00	0.00	1,909,000.00	1,909,000.00	0.00	0.00	0.00	1,909,000.00	49,695.53	0.00	0.00	0.00	49,695.53	49,695.53	0.00	0.00	0.00	49,695.53	0.00	1,859,304.47	0.00	0.00
Electricity Expenses	5020402000	20,365,000.00	0.00	20,365,000.00	20,365,000.00	0.00	0.00	0.00	20,365,000.00	4,344,708.50	0.00	0.00	0.00	4,344,708.50	3,738,128.50	0.00	0.00	0.00	3,738,128.50	0.00	16,020,291.50	0.00	606,580.00
Communication Expenses	5020500000	4,929,000.00	0.00	4,929,000.00	4,929,000.00	0.00	0.00	0.00	4,929,000.00	564,480.88	0.00	0.00	0.00	564,480.88	454,917.10	0.00	0.00	0.00	454,917.10	0.00	4,364,519.12	0.00	109,563.78
Postage and Courier Services	5020501000	69,000.00	0.00	69,000.00	69,000.00	0.00	0.00	0.00	69,000.00	5,097.00	0.00	0.00	0.00	5,097.00	5,097.00	0.00	0.00	0.00	5,097.00	0.00	63,903.00	0.00	0.00
Telephone Expenses	5020502000	2,945,000.00	0.00	2,945,000.00	2,945,000.00	0.00	0.00	0.00	2,945,000.00	142,996.12	0.00	0.00	0.00	142,996.12	140,258.68	0.00	0.00	0.00	140,258.68	0.00	2,802,003.88	0.00	2,737.44
Mobile	5020502001	1,011,000.00	0.00	1,011,000.00	1,011,000.00	0.00	0.00	0.00	1,011,000.00	112,300.00	0.00	0.00	0.00	112,300.00	110,499.00	0.00	0.00	0.00	110,499.00	0.00	898,700.00	0.00	1,801.00
Landline	5020502002	1,934,000.00	0.00	1,934,000.00	1,934,000.00	0.00	0.00	0.00	1,934,000.00	30,696.12	0.00	0.00	0.00	30,696.12	29,759.68	0.00	0.00	0.00	29,759.68	0.00	1,903,303.88	0.00	936.44
Internet Subscription Expenses	5020503000	1,915,000.00	0.00	1,915,000.00	1,915,000.00	0.00	0.00	0.00	1,915,000.00	416,387.76	0.00	0.00	0.00	416,387.76	309,561.42	0.00	0.00	0.00	309,561.42	0.00	1,498,612.24	0.00	106,826.34
Awards/Rewards and Prizes	5020600000	2,000,000.00	12,500.00	2,012,500.00	2,000,000.00	12,500.00	0.00	0.00	2,012,500.00	535,396.02	0.00	0.00	0.00	535,396.02	535,396.02	0.00	0.00	0.00	535,396.02	0.00	1,477,103.98	0.00	0.00
Awards/Rewards Expenses	5020601000	2,000,000.00	12,500.00	2,012,500.00	2,000,000.00	12,500.00	0.00	0.00	2,012,500.00	535,396.02	0.00	0.00	0.00	535,396.02	535,396.02	0.00	0.00	0.00	535,396.02	0.00	1,477,103.98	0.00	0.00
Awards/Rewards Expenses	5020601001	0.00	12,500.00	12,500.00	0.00	12,500.00	0.00	0.00	12,500.00	0.00	0.00	0.00	0.00	0.00	0.00	0.00	0.00	0.00	0.00	0.00	12,500.00	0.00	0.00
Rewards and Incentives	5020601002	2,000,000.00	0.00	2,000,000.00	2,000,000.00	0.00	0.00	0.00	2,000,000.00	522,896.02	0.00	0.00	0.00	522,896.02	522,896.02	0.00	0.00	0.00	522,896.02	0.00	1,477,103.98	0.00	0.00
Survey, Research, Exploration and Development Expenses	5020700000	1,000,000.00	0.00	1,000,000.00	0.00	0.00	0.00																

Department : State Universities and Colleges (SUCs)
 Agency : Cagayan State University
 Operating Unit : < not applicable >
 Organization Code (UACS) : 08 022 000000
 Fund Cluster : 01 Regular Agency Fund
 (e.g. UACS Fund Cluster: 01-Regular Agency Fund, 02-Foreign Assisted Projects Fund, 03-Special Account-Locally Funded/Domestic Grants Fund, and 04-Special Account-Foreign Assisted/Foreign Grants Fund)

X	Current Year Appropriations
	Supplemental Appropriations
	Continuing Appropriations


Particulars	UACS CODE	Appropriations			Allotments					Obligations					Disbursements					Balances			
		Authorized Appropriations	Adjustments (Transfer To/From, Modifications/ Augmentations)	Adjusted Appropriations	Allotments Received	Adjustments (Reductions, Modifications/ Augmentations)	Transfer To	Transfer From	Adjusted Allotments	1st Quarter Ending March 31	2nd Quarter Ending June 30	3rd Quarter Ending Sept. 30	4th Quarter Ending Dec. 31	TOTAL	1st Quarter Ending March 31	2nd Quarter Ending June 30	3rd Quarter Ending Sept. 30	4th Quarter Ending Dec. 31	TOTAL	Unreleased Appropriations	Unobligated Allotments	Unpaid Obligations (15-20)=(23+24)	
																						Due and Demandable	Not Yet Due and Demandable
1	2	3	4	5=(3+4)	6	7	8	9	10=[(6+(-)7)-8+9]	11	12	13	14	15=(11+12+13+14)	16	17	18	19	20=(16+17+18+19)	21=(5-10)	22=(10-15)	23	24
Repairs and Maintenance - Buildings and Other Structures	5021304000	2,277,000.00	(64,000.00)	2,213,000.00	2,277,000.00	(64,000.00)	0.00	0.00	2,213,000.00	22,890.00	0.00	0.00	0.00	22,890.00	0.00	0.00	0.00	0.00	0.00	0.00	2,190,110.00	0.00	22,890.00
Buildings	5021304001	276,000.00	(64,000.00)	212,000.00	276,000.00	(64,000.00)	0.00	0.00	212,000.00	22,890.00	0.00	0.00	0.00	22,890.00	0.00	0.00	0.00	0.00	0.00	0.00	189,110.00	0.00	22,890.00
School Buildings	5021304002	1,947,000.00	0.00	1,947,000.00	1,947,000.00	0.00	0.00	0.00	1,947,000.00	0.00	0.00	0.00	0.00	0.00	0.00	0.00	0.00	0.00	0.00	0.00	1,947,000.00	0.00	0.00
Other Structures	5021304099	54,000.00	0.00	54,000.00	54,000.00	0.00	0.00	0.00	54,000.00	0.00	0.00	0.00	0.00	0.00	0.00	0.00	0.00	0.00	0.00	0.00	54,000.00	0.00	0.00
Repairs and Maintenance - Machinery and Equipment	5021305000	778,000.00	(141,000.00)	637,000.00	778,000.00	(141,000.00)	0.00	0.00	637,000.00	0.00	0.00	0.00	0.00	0.00	0.00	0.00	0.00	0.00	0.00	0.00	637,000.00	0.00	0.00
Machinery	5021305001	91,000.00	(5,000.00)	86,000.00	91,000.00	(5,000.00)	0.00	0.00	86,000.00	0.00	0.00	0.00	0.00	0.00	0.00	0.00	0.00	0.00	0.00	0.00	86,000.00	0.00	0.00
Office Equipment	5021305002	111,000.00	(5,000.00)	106,000.00	111,000.00	(5,000.00)	0.00	0.00	106,000.00	0.00	0.00	0.00	0.00	0.00	0.00	0.00	0.00	0.00	0.00	0.00	106,000.00	0.00	0.00
Information and Communication Technology Equipment	5021305003	111,000.00	(5,000.00)	106,000.00	111,000.00	(5,000.00)	0.00	0.00	106,000.00	0.00	0.00	0.00	0.00	0.00	0.00	0.00	0.00	0.00	0.00	0.00	106,000.00	0.00	0.00
Agricultural and Forestry Equipment	5021305004	68,000.00	(16,000.00)	52,000.00	68,000.00	(16,000.00)	0.00	0.00	52,000.00	0.00	0.00	0.00	0.00	0.00	0.00	0.00	0.00	0.00	0.00	0.00	52,000.00	0.00	0.00
Communication Equipment	5021305007	22,000.00	0.00	22,000.00	22,000.00	0.00	0.00	0.00	22,000.00	0.00	0.00	0.00	0.00	0.00	0.00	0.00	0.00	0.00	0.00	0.00	22,000.00	0.00	0.00
Medical Equipment	5021305011	52,000.00	0.00	52,000.00	52,000.00	0.00	0.00	0.00	52,000.00	0.00	0.00	0.00	0.00	0.00	0.00	0.00	0.00	0.00	0.00	0.00	52,000.00	0.00	0.00
Technical and Scientific Equipment	5021305014	141,000.00	0.00	141,000.00	141,000.00	0.00	0.00	0.00	141,000.00	0.00	0.00	0.00	0.00	0.00	0.00	0.00	0.00	0.00	0.00	0.00	141,000.00	0.00	0.00
Other Machinery and Equipment	5021305099	182,000.00	(110,000.00)	72,000.00	182,000.00	(110,000.00)	0.00	0.00	72,000.00	0.00	0.00	0.00	0.00	0.00	0.00	0.00	0.00	0.00	0.00	0.00	72,000.00	0.00	0.00
Repairs and Maintenance - Transportation Equipment	5021306000	424,000.00	0.00	424,000.00	424,000.00	0.00	0.00	0.00	424,000.00	36,543.00	0.00	0.00	0.00	36,543.00	26,058.00	0.00	0.00	0.00	26,058.00	0.00	387,457.00	10,485.00	0.00
Motor Vehicles	5021306001	424,000.00	0.00	424,000.00	424,000.00	0.00	0.00	0.00	424,000.00	36,543.00	0.00	0.00	0.00	36,543.00	26,058.00	0.00	0.00	0.00	26,058.00	0.00	387,457.00	10,485.00	0.00
Repairs and Maintenance - Furniture and Fixtures	5021307000	73,000.00	0.00	73,000.00	73,000.00	0.00	0.00	0.00	73,000.00	0.00	0.00	0.00	0.00	0.00	0.00	0.00	0.00	0.00	0.00	0.00	73,000.00	0.00	0.00
Financial Assistance/Subsidy	5021400000	195,805,000.00	0.00	195,805,000.00	0.00	0.00	0.00	0.00	0.00	0.00	0.00	0.00	0.00	0.00	0.00	0.00	0.00	0.00	0.00	195,805,000.00	0.00	0.00	0.00
Subsidies - Others	5021499000	195,805,000.00	0.00	195,805,000.00	0.00	0.00	0.00	0.00	0.00	0.00	0.00	0.00	0.00	0.00	0.00	0.00	0.00	0.00	0.00	195,805,000.00	0.00	0.00	0.00
Taxes, Insurance Premiums and Other Fees	5021500000	6,280,000.00	(2,435,199.22)	3,844,800.78	6,280,000.00	(2,435,199.22)	0.00	0.00	3,844,800.78	1,914,289.50	0.00	0.00	0.00	1,914,289.50	1,905,586.00	0.00	0.00	0.00	1,905,586.00	0.00	1,930,511.28	0.00	8,703.50
Taxes, Duties and Licenses	5021501000	180,000.00	0.00	180,000.00	180,000.00	0.00	0.00	0.00	180,000.00	55,274.37	0.00	0.00	0.00	55,274.37	46,570.87	0.00	0.00	0.00	46,570.87	0.00	124,725.63	0.00	8,703.50
Taxes, Duties and Licenses	5021501001	180,000.00	0.00	180,000.00	180,000.00	0.00	0.00	0.00	180,000.00	55,274.37	0.00	0.00	0.00	55,274.37	46,570.87	0.00	0.00	0.00	46,570.87	0.00	124,725.63	0.00	8,703.50
Fidelity Bond Premiums	5021502000	100,000.00	0.00	100,000.00	100,000.00	0.00	0.00	0.00	100,000.00	30,000.00	0.00	0.00	0.00	30,000.00	30,000.00	0.00	0.00	0.00	30,000.00	0.00	70,000.00	0.00	0.00
Insurance Expenses	5021503000	6,000,000.00	(2,435,199.22)	3,564,800.78	6,000,000.00	(2,435,199.22)	0.00	0.00	3,564,800.78	1,829,015.13	0.00	0.00	0.00	1,829,015.13	1,829,015.13	0.00	0.00	0.00	1,829,015.13	0.00	1,735,785.65	0.00	0.00
Labor and Wages	5021600000	54,000.00	423,634.86	477,634.86	54,000.00	423,634.86	0.00	0.00	477,634.86	423,634.86	0.00	0.00	0.00	423,634.86	402,233.61	0.00	0.00	0.00	402,233.61	0.00	54,000.00	21,401.25	0.00
Labor and Wages	5021601000	54,000.00	423,634.86	477,634.86	54,000.00	423,634.86	0.00	0.00	477,634.86	423,634.86	0.00	0.00	0.00	423,634.86	402,233.61	0.00	0.00	0.00	402,233.61	0.00	54,000.00	21,401.25	0.00
Other Maintenance and Operating Expenses	5029900000	32,622,000.00	(599,269.43)	32,022,730.57	4,472,000.00	(599,269.43)	0.00	0.00	3,872,730.57	1,661,775.57	0.00	0.00	0.00	1,661,775.57	1,295,981.57	0.00	0.00	0.00	1,295,981.57	28,150,000.00	2,210,955.00	0.00	365,794.00
Advertising Expenses	5029901000	221,000.00	(75,700.00)	145,300.00	221,000.00	(75,700.00)	0.00	0.00	145,300.00	2,820.00	0.00	0.00	0.00	2,820.00	2,820.00	0.00	0.00	0.00	2,820.00	0.00	142,480.00	0.00	0.00
Printing and Publication Expenses	5029902000	168,000.00	(76,000.00)	92,000.00	168,000.00	(76,000.00)	0.00	0.00	92,000.00	1,120.00	0.00	0.00	0.00	1,120.00	1,120.00	0.00	0.00	0.00	1,120.00	0.00	90,880.00	0.00	0.00
Representation Expenses	5029903000	2,701,000.00	(592,929.43)	2,108,070.57	2,701,000.00	(592,929.43)	0.00	0.00	2,108,070.57	906,615.57	0.00	0.00	0.00	906,615.57	780,615.57	0.00	0.00	0.00	780,615.57	0.00	1,201,455.00	0.00	126,000.00
Transportation and Delivery Expenses	5029904000	165,000.00	0.00	165,000.00	165,000.00	0.00	0.00	0.00	165,000.00	0.00	0.00	0.00	0.00	0.00	0.00	0.00	0.00	0.00	0.00	0.00	165,000.00	0.00	0.00
Rent/Lease Expenses	5029905000	133,000.00	(98,640.00)	34,360.00	133,000.00	(98,640.00)	0.00	0.00	34,360.00	14,360.00	0.00	0.00	0.00	14,360.00	14,360.00	0.00	0.00	0.00	14,360.00	0.00	20,000.00	0.00	0.00
Rents - Motor Vehicles	5029905003	69,000.00	(44,640.00)	24,360.00	69,000.00	(44,640.00)	0.00	0.00	24,360.00	14,360.00	0.00	0.00	0.00	14,360.00	14,360.00	0.00	0.00	0.00	14,360.00	0.00	10,000.00	0.00	0.00
Rents - Equipment	5029905004	64,000.00	(54,000.00)	10,000.00	64,000.00	(54,000.00)	0.00	0.00	10,000.00	0.00	0.00	0.00	0.00	0.00	0.00	0.00	0.00	0.00	0.00	0.00	10,000.00	0.00	0.00
Membership Dues and Contributions to Organizations	5029906000	135,000.00	90,000.00	225,000.00	135,000.00	90,000.00	0.00	0.00	225,000.00	105,000.00	0.00	0.00	0.00	105,000.00	105,000.00	0.00	0.00	0.00	105,000.00	0.00	120,000.00	0.00	0.00
Subscription Expenses	5029907000	40,000.00	(10,000.00)	30,000.00	40,000.00	(10,000.00)	0.00	0.00	30,000.00	3,816.00	0.00	0.00	0.00	3,816.00	3,816.00	0.00	0.00	0.00	3,816.00	0.00	26,184.00	0.00	0.00
Other Subscription Expenses	5029907099	40,000.00	(10,000.00)	30,000.00	40,000.00	(10,000.00)	0.00	0.00	30,000.00	3,816.00	0.00	0.00	0.00	3,816.00	3,816.00	0.00	0.00	0.00	3,816.00	0.00	26,184.00	0.00	0.00
Other Maintenance and Operating Expenses	5029999000	29,059,000.00	164,000.00	29,223,000.00	909,000.00	164,000.00	0.00	0.00	1,073,000.00	628,044.00	0.00	0.00	0.00	628,044.00	388,250.00	0.00	0.00	0.00	388,250.00	28,150,000.00	444,956.00	0.00	239,794.00
Other Maintenance and Operating Expenses	5029999099	29,059,000.00	164,000.00	29,223,000.00	909,000.00	164,000.00</																	


Department : State Universities and Colleges (SUCs)
 Agency : Cagayan State University
 Operating Unit : < not applicable >
 Organization Code (UACS) : 08 022 000000
 Fund Cluster : 01 Regular Agency Fund


X	Current Year Appropriations
	Supplemental Appropriations
	Continuing Appropriations


(e.g. UACS Fund Cluster: 01-Regular Agency Fund, 02-Foreign Assisted Projects Fund, 03-Special Account-Locally Funded/Domestic Grants Fund, and 04-Special Account-Foreign Assisted/Foreign Grants Fund)

Particulars	UACS CODE	Appropriations			Allotments					Obligations					Disbursements					Balances			
		Authorized Appropriations	Adjustments (Transfer To/From, Modifications/ Augmentations)	Adjusted Appropriations	Allotments Received	Adjustments (Reductions, Modifications/ Augmentations)	Transfer To	Transfer From	Adjusted Allotments	1st Quarter Ending March 31	2nd Quarter Ending June 30	3rd Quarter Ending Sept. 30	4th Quarter Ending Dec. 31	TOTAL	1st Quarter Ending March 31	2nd Quarter Ending June 30	3rd Quarter Ending Sept. 30	4th Quarter Ending Dec. 31	TOTAL	Unreleased Appropriations	Unobligated Allotments	Unpaid Obligations (15-20)=(23+24)	
																						Due and Demandable	Not Yet Due and Demandable
1	2	3	4	5=(3+4)	6	7	8	9	10=[(6+(-)7)-8+9]	11	12	13	14	15=(11+12+13+14)	16	17	18	19	20=(16+17+18+19)	21=(5-10)	22=(10-15)	23	24
B. AUTOMATIC APPROPRIATIONS		54,290,000.00	0.00	54,290,000.00	54,290,000.00	0.00	0.00	0.00	54,290,000.00	9,824,328.90	0.00	0.00	0.00	9,824,328.90	9,824,328.90	0.00	0.00	0.00	9,824,328.90	0.00	44,465,671.10	0.00	0.00
Retirement and Life Insurance Premiums		54,290,000.00	0.00	54,290,000.00	54,290,000.00	0.00	0.00	0.00	54,290,000.00	9,824,328.90	0.00	0.00	0.00	9,824,328.90	9,824,328.90	0.00	0.00	0.00	9,824,328.90	0.00	44,465,671.10	0.00	0.00
C. SPECIAL PURPOSE FUNDS		0.00	18,662,863.00	18,662,863.00	0.00	18,662,863.00	0.00	0.00	18,662,863.00	18,637,711.55	0.00	0.00	0.00	18,637,711.55	18,637,711.55	0.00	0.00	0.00	18,637,711.55	0.00	25,151.45	0.00	0.00
Miscellaneous Personnel Benefits Fund		0.00	18,662,863.00	18,662,863.00	0.00	18,662,863.00	0.00	0.00	18,662,863.00	18,637,711.55	0.00	0.00	0.00	18,637,711.55	18,637,711.55	0.00	0.00	0.00	18,637,711.55	0.00	25,151.45	0.00	0.00
Other Compensation	5010200000	0.00	18,662,863.00	18,662,863.00	0.00	18,662,863.00	0.00	0.00	18,662,863.00	18,637,711.55	0.00	0.00	0.00	18,637,711.55	18,637,711.55	0.00	0.00	0.00	18,637,711.55	0.00	25,151.45	0.00	0.00
Other Bonuses and Allowances		0.00	18,662,863.00	18,662,863.00	0.00	18,662,863.00	0.00	0.00	18,662,863.00	18,637,711.55	0.00	0.00	0.00	18,637,711.55	18,637,711.55	0.00	0.00	0.00	18,637,711.55	0.00	25,151.45	0.00	0.00
Performance Based Bonus - Civilian	5010299014	0.00	18,662,863.00	18,662,863.00	0.00	18,662,863.00	0.00	0.00	18,662,863.00	18,637,711.55	0.00	0.00	0.00	18,637,711.55	18,637,711.55	0.00	0.00	0.00	18,637,711.55	0.00	25,151.45	0.00	0.00
GRAND TOTAL		1,253,481,000.00	18,662,863.00	1,272,143,863.00	784,752,000.00	18,662,863.00	0.00	0.00	803,414,863.00	188,513,783.97	0.00	0.00	0.00	188,513,783.97	186,321,014.45	0.00	0.00	0.00	186,321,014.45	468,729,000.00	614,901,079.03	519,841.91	1,672,927.61

Certified Correct:

 KASAM OLIVIA CAULAN
 Budget Officer
 Date: 2022-04-20 16:40:06

Certified Correct:

 MA. REMEDIOS E. TANGONAN
 University Accountant
 Date:

Recommending Approval:

 GERON EMERITA PURUGGANAN
 Finance Officer
 Date: 2022-04-20 16:55:40

Approved By:

 TEJADA URDUJAH ALVARADO
 SUC President
 Date: 2022-04-20 17:01:11