

STATEMENT OF APPROPRIATIONS, ALLOTMENTS, OBLIGATIONS, DISBURSEMENTS AND BALANCES

As at the Quarter Ending March 31, 2023

Department : State Universities and Colleges (SUCs)
 Agency/Entity : Cagayan State University
 Operating Unit : < not applicable >
 Organization Code (UACS) : 08 022 0000000
 Fund Cluster : 01 Regular Agency Fund
 (e.g. UACS Fund Cluster: 01-Regular Agency Fund, 02-Foreign Assisted Projects Fund, 03-Special Account-Locally Funded/Domestic Grants Fund, and 04-Special Account-Foreign Assisted/Foreign Grants Fund)


	Current Year Appropriations
	Supplemental Appropriations
X	Continuing Appropriations


Particulars	UACS CODE	Appropriations			Allotments			Current Year Obligations					Current Year Disbursements					Balances					
		Authorized Appropriations	Adjustments (Transfer To/From, Realignment)	Adjusted Appropriations	Allotments Received	Adjustments (Withdrawal, Realignment)	Transfer To	Transfer From	Adjusted Total Allotments	1st Quarter Ending March 31	2nd Quarter Ending June 30	3rd Quarter Ending September 30	4th Quarter Ending December 31	TOTAL	1st Quarter Ending March 31	2nd Quarter Ending June 30	3rd Quarter Ending September 30	4th Quarter Ending December 31	TOTAL	Unreleased Appropriations	Unobligated Allotments	Unpaid Obligations (15-20)=(23+24)	
																						Due and Demandable	Not Yet Due and Demandable
1	2	3	4	5=(3+4)	6	7	8	9	10=[(6+(-7))-8+9]	11	12	13	14	15=(11+12+13+14)	16	17	18	19	20=(16+17+18+19)	21=(5-10)	22=(10-15)	23	24
I. Continuing Appropriations		92,095,164.19	0.00	92,095,164.19	91,595,164.19	0.00	0.00	0.00	91,595,164.19	20,802,508.00	0.00	0.00	0.00	20,802,508.00	20,802,508.00	0.00	0.00	0.00	20,802,508.00	500,000.00	70,792,656.19	0.00	0.00
I. Agency Specific Budget		92,095,164.19	0.00	92,095,164.19	91,595,164.19	0.00	0.00	0.00	91,595,164.19	20,802,508.00	0.00	0.00	0.00	20,802,508.00	20,802,508.00	0.00	0.00	0.00	20,802,508.00	500,000.00	70,792,656.19	0.00	0.00
Operations	3000000000000000	92,095,164.19	0.00	92,095,164.19	91,595,164.19	0.00	0.00	0.00	91,595,164.19	20,802,508.00	0.00	0.00	0.00	20,802,508.00	20,802,508.00	0.00	0.00	0.00	20,802,508.00	0.00	70,792,656.19	0.00	0.00
OO : Relevant and quality tertiary education ensured to achieve inclusive growth and access of poor but deserving students to quality tertiary education increased		86,191,137.93	0.00	86,191,137.93	85,691,137.93	0.00	0.00	0.00	85,691,137.93	14,902,508.00	0.00	0.00	0.00	14,902,508.00	14,902,508.00	0.00	0.00	0.00	14,902,508.00	500,000.00	70,788,629.93	0.00	0.00
HIGHER EDUCATION PROGRAM		86,191,137.93	0.00	86,191,137.93	85,691,137.93	0.00	0.00	0.00	85,691,137.93	14,902,508.00	0.00	0.00	0.00	14,902,508.00	14,902,508.00	0.00	0.00	0.00	14,902,508.00	500,000.00	70,788,629.93	0.00	0.00
Locally-Funded Project(s)		86,191,137.93	0.00	86,191,137.93	85,691,137.93	0.00	0.00	0.00	85,691,137.93	14,902,508.00	0.00	0.00	0.00	14,902,508.00	14,902,508.00	0.00	0.00	0.00	14,902,508.00	500,000.00	70,788,629.93	0.00	0.00
Conduct of Activities for Sports and Culture Development	310100200031000	500,000.00	0.00	500,000.00	0.00	0.00	0.00	0.00	0.00	0.00	0.00	0.00	0.00	0.00	0.00	0.00	0.00	0.00	0.00	500,000.00	0.00	0.00	0.00
MOOE		500,000.00	0.00	500,000.00	0.00	0.00	0.00	0.00	0.00	0.00	0.00	0.00	0.00	0.00	0.00	0.00	0.00	0.00	0.00	500,000.00	0.00	0.00	0.00
Infrastructure and Smart Campus Development, Operationalization of Face-to-Face Classes and Upgrading/Procurement of Equipment	310100200036000	13,237,111.00	0.00	13,237,111.00	13,237,111.00	0.00	0.00	0.00	13,237,111.00	4,415,508.00	0.00	0.00	0.00	4,415,508.00	4,415,508.00	0.00	0.00	0.00	4,415,508.00	0.00	8,821,603.00	0.00	0.00
MOOE		9,778,010.00	0.00	9,778,010.00	9,778,010.00	0.00	0.00	0.00	9,778,010.00	956,407.00	0.00	0.00	0.00	956,407.00	956,407.00	0.00	0.00	0.00	956,407.00	0.00	8,821,603.00	0.00	0.00
CO		3,459,101.00	0.00	3,459,101.00	3,459,101.00	0.00	0.00	0.00	3,459,101.00	3,459,101.00	0.00	0.00	0.00	3,459,101.00	3,459,101.00	0.00	0.00	0.00	3,459,101.00	0.00	0.00	0.00	0.00
Capacity Development on Futures Thinking and Strategic Foresight	310100200037000	412,788.00	0.00	412,788.00	412,788.00	0.00	0.00	0.00	412,788.00	0.00	0.00	0.00	0.00	0.00	0.00	0.00	0.00	0.00	0.00	0.00	412,788.00	0.00	0.00
MOOE		412,788.00	0.00	412,788.00	412,788.00	0.00	0.00	0.00	412,788.00	0.00	0.00	0.00	0.00	0.00	0.00	0.00	0.00	0.00	0.00	0.00	412,788.00	0.00	0.00
Establishment and/or Support to the College of Medicine	310100200039000	65,000,000.00	0.00	65,000,000.00	65,000,000.00	0.00	0.00	0.00	65,000,000.00	10,487,000.00	0.00	0.00	0.00	10,487,000.00	10,487,000.00	0.00	0.00	0.00	10,487,000.00	0.00	54,513,000.00	0.00	0.00
CO		65,000,000.00	0.00	65,000,000.00	65,000,000.00	0.00	0.00	0.00	65,000,000.00	10,487,000.00	0.00	0.00	0.00	10,487,000.00	10,487,000.00	0.00	0.00	0.00	10,487,000.00	0.00	54,513,000.00	0.00	0.00
Increase in carrying capacity of Nursing and Allied Health Programs	310100200041000	7,041,238.93	0.00	7,041,238.93	7,041,238.93	0.00	0.00	0.00	7,041,238.93	0.00	0.00	0.00	0.00	0.00	0.00	0.00	0.00	0.00	0.00	0.00	7,041,238.93	0.00	0.00
MOOE		873,889.93	0.00	873,889.93	873,889.93	0.00	0.00	0.00	873,889.93	0.00	0.00	0.00	0.00	0.00	0.00	0.00	0.00	0.00	0.00	0.00	873,889.93	0.00	0.00
CO		6,167,349.00	0.00	6,167,349.00	6,167,349.00	0.00	0.00	0.00	6,167,349.00	0.00	0.00	0.00	0.00	0.00	0.00	0.00	0.00	0.00	0.00	0.00	6,167,349.00	0.00	0.00
OO : Higher education research improved to promote economic productivity and innovation		5,904,026.26	0.00	5,904,026.26	5,904,026.26	0.00	0.00	0.00	5,904,026.26	5,900,000.00	0.00	0.00	0.00	5,900,000.00	5,900,000.00	0.00	0.00	0.00	5,900,000.00	0.00	4,026.26	0.00	0.00
RESEARCH PROGRAM		5,904,026.26	0.00	5,904,026.26	5,904,026.26	0.00	0.00	0.00	5,904,026.26	5,900,000.00	0.00	0.00	0.00	5,900,000.00	5,900,000.00	0.00	0.00	0.00	5,900,000.00	0.00	4,026.26	0.00	0.00
Locally-Funded Project(s)		5,904,026.26	0.00	5,904,026.26	5,904,026.26	0.00	0.00	0.00	5,904,026.26	5,900,000.00	0.00	0.00	0.00	5,900,000.00	5,900,000.00	0.00	0.00	0.00	5,900,000.00	0.00	4,026.26	0.00	0.00
Completion of Project Management Office and Tissue Culture Laboratory for Mangrove and Bamboo Research and Innovation Center, Gonzaga Campus	320200200012000	5,904,026.26	0.00	5,904,026.26	5,904,026.26	0.00	0.00	0.00	5,904,026.26	5,900,000.00	0.00	0.00	0.00	5,900,000.00	5,900,000.00	0.00	0.00	0.00	5,900,000.00	0.00	4,026.26	0.00	0.00
CO		5,904,026.26	0.00	5,904,026.26	5,904,026.26	0.00	0.00	0.00	5,904,026.26	5,900,000.00	0.00	0.00	0.00	5,900,000.00	5,900,000.00	0.00	0.00	0.00	5,900,000.00	0.00	4,026.26	0.00	0.00

Department : State Universities and Colleges (SUCs)
 Agency/Entity : Cagayan State University
 Operating Unit : < not applicable >
 Organization Code (UACS) : 08 022 0000000
 Fund Cluster : 01 Regular Agency Fund
 (e.g. UACS Fund Cluster: 01-Regular Agency Fund, 02-Foreign Assisted Projects Fund, 03-Special Account-Locally Funded/Domestic Grants Fund, and 04-Special Account-Foreign Assisted/Foreign Grants Fund)

	Current Year Appropriations
	Supplemental Appropriations
X	Continuing Appropriations


Particulars	UACS CODE	Appropriations			Allotments			Current Year Obligations					Current Year Disbursements					Balances					
		Authorized Appropriations	Adjustments (Transfer To/From, Realignment)	Adjusted Appropriations	Allotments Received	Adjustments (Withdrawal, Realignment)	Transfer To	Transfer From	Adjusted Total Allotments	1st Quarter Ending March 31	2nd Quarter Ending June 30	3rd Quarter Ending September 30	4th Quarter Ending December 31	TOTAL	1st Quarter Ending March 31	2nd Quarter Ending June 30	3rd Quarter Ending September 30	4th Quarter Ending December 31	TOTAL	Unreleased Appropriations	Unobligated Allotments	Unpaid Obligations (15-20)=(23+24)	
																						Due and Demandable	Not Yet Due and Demandable
1	2	3	4	5=(3+4)	6	7	8	9	10=[(6+(-)7)-8+9]	11	12	13	14	15=(11+12+13+14)	16	17	18	19	20=(16+17+18+19)	21=(5-10)	22=(10-15)	23	24
Sub-Total, Operations		92,095,164.19	0.00	92,095,164.19	91,595,164.19	0.00	0.00	0.00	91,595,164.19	20,802,508.00	0.00	0.00	0.00	20,802,508.00	20,802,508.00	0.00	0.00	0.00	20,802,508.00	500,000.00	70,792,656.19	0.00	0.00
PS		0.00	0.00	0.00	0.00	0.00	0.00	0.00	0.00	0.00	0.00	0.00	0.00	0.00	0.00	0.00	0.00	0.00	0.00	0.00	0.00	0.00	0.00
MOOE		11,564,687.93	0.00	11,564,687.93	11,064,687.93	0.00	0.00	0.00	11,064,687.93	956,407.00	0.00	0.00	0.00	956,407.00	956,407.00	0.00	0.00	0.00	956,407.00	500,000.00	10,108,280.93	0.00	0.00
FinEx (if Applicable)		0.00	0.00	0.00	0.00	0.00	0.00	0.00	0.00	0.00	0.00	0.00	0.00	0.00	0.00	0.00	0.00	0.00	0.00	0.00	0.00	0.00	0.00
CO		80,530,476.26	0.00	80,530,476.26	80,530,476.26	0.00	0.00	0.00	80,530,476.26	19,846,101.00	0.00	0.00	0.00	19,846,101.00	19,846,101.00	0.00	0.00	0.00	19,846,101.00	0.00	60,684,375.26	0.00	0.00
GRAND TOTAL		92,095,164.19	0.00	92,095,164.19	91,595,164.19	0.00	0.00	0.00	91,595,164.19	20,802,508.00	0.00	0.00	0.00	20,802,508.00	20,802,508.00	0.00	0.00	0.00	20,802,508.00	500,000.00	70,792,656.19	0.00	0.00
PS		0.00	0.00	0.00	0.00	0.00	0.00	0.00	0.00	0.00	0.00	0.00	0.00	0.00	0.00	0.00	0.00	0.00	0.00	0.00	0.00	0.00	0.00
MOOE		11,564,687.93	0.00	11,564,687.93	11,064,687.93	0.00	0.00	0.00	11,064,687.93	956,407.00	0.00	0.00	0.00	956,407.00	956,407.00	0.00	0.00	0.00	956,407.00	500,000.00	10,108,280.93	0.00	0.00
FinEx (if Applicable)		0.00	0.00	0.00	0.00	0.00	0.00	0.00	0.00	0.00	0.00	0.00	0.00	0.00	0.00	0.00	0.00	0.00	0.00	0.00	0.00	0.00	0.00
CO		80,530,476.26	0.00	80,530,476.26	80,530,476.26	0.00	0.00	0.00	80,530,476.26	19,846,101.00	0.00	0.00	0.00	19,846,101.00	19,846,101.00	0.00	0.00	0.00	19,846,101.00	0.00	60,684,375.26	0.00	0.00

Certified Correct:

 ALVIN U. ALISASIS
 SAO-UEO
 Date: 2023-04-30 16:23:27

Certified Correct:

 MA. REMEDIOS E. TANGONAN
 University Accountant
 Date: 2023-04-30 16:23:27

Recommending Approval:

 EMERITA P. GERON
 Chief AO, Finance
 Date: 2023-04-30 16:30:33

Approved By:

 URDUJAH G. ALVARADO
 University President
 Date: 2023-04-30 16:31:53