


STATEMENT OF APPROVED BUDGET, UTILIZATIONS, DISBURSEMENTS AND BALANCES
(For Off-Budgetary Funds)
As at the Quarter Ending June 30, 2020

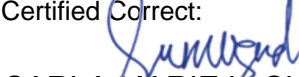
Department : State Universities and Colleges (SUCs)
 Agency/Entity : Cagayan State University
 Operating Unit : < not applicable >
 Organization Code : 08 022 0000000
 Fund Cluster : 05 Internally Generated Funds
 (e.g. UACS Fund Cluster: 05-Internally Generated Funds and 06-Business Related Funds)

Particulars	UACS CODE	Approved Budget			Utilizations					Disbursements				Balances			
		Approved Budgeted Revenue	Adjustments (Reductions, Modifications/ Augmentations)	Adjusted Budgeted Revenue	1st Quarter Ending March 31	2nd Quarter Ending June 30	3rd Quarter Ending Sept. 30	4th Quarter Ending Dec. 31	Total	1st Quarter Ending March 31	2nd Quarter Ending June 30	3rd Quarter Ending Sept. 30	4th Quarter Ending Dec. 31	TOTAL	Unutilized Budget	Unpaid Obligations (10-15)=(17+18)	
																Due and Demandable	Not Yet Due and Demandable
1	2	3	4	5=[(3+(-)4)]	6	7	8	9	10=(6+7+8+9)	11	12	13	14	15=(11+12+13+14)	16=(5-10)	17	18
General Administration and Support	1000000000000000	63,321,564.48	(408,278.65)	62,913,285.83	15,358,652.49	17,676,800.02	0.00	0.00	33,035,452.51	14,152,333.58	11,633,242.61	0.00	0.00	25,785,576.19	29,877,833.32	0.00	7,249,876.32
General Management and Supervision	100000100001000	63,321,564.48	(408,278.65)	62,913,285.83	15,358,652.49	17,676,800.02	0.00	0.00	33,035,452.51	14,152,333.58	11,633,242.61	0.00	0.00	25,785,576.19	29,877,833.32	0.00	7,249,876.32
MOOE		29,760,294.29	(369,278.65)	29,391,015.64	14,660,042.00	9,682,205.48	0.00	0.00	24,342,247.48	13,681,273.09	10,177,600.51	0.00	0.00	23,858,873.60	5,048,768.16	0.00	483,373.88
CO		33,561,270.19	(39,000.00)	33,522,270.19	698,610.49	7,994,594.54	0.00	0.00	8,693,205.03	471,060.49	1,455,642.10	0.00	0.00	1,926,702.59	24,829,065.16	0.00	6,766,502.44
Sub-Total, General Administration and Support		63,321,564.48	(408,278.65)	62,913,285.83	15,358,652.49	17,676,800.02	0.00	0.00	33,035,452.51	14,152,333.58	11,633,242.61	0.00	0.00	25,785,576.19	29,877,833.32	0.00	7,249,876.32
PS		0.00	0.00	0.00	0.00	0.00	0.00	0.00	0.00	0.00	0.00	0.00	0.00	0.00	0.00	0.00	0.00
MOOE		29,760,294.29	(369,278.65)	29,391,015.64	14,660,042.00	9,682,205.48	0.00	0.00	24,342,247.48	13,681,273.09	10,177,600.51	0.00	0.00	23,858,873.60	5,048,768.16	0.00	483,373.88
FinEx (if Applicable)		0.00	0.00	0.00	0.00	0.00	0.00	0.00	0.00	0.00	0.00	0.00	0.00	0.00	0.00	0.00	0.00
CO		33,561,270.19	(39,000.00)	33,522,270.19	698,610.49	7,994,594.54	0.00	0.00	8,693,205.03	471,060.49	1,455,642.10	0.00	0.00	1,926,702.59	24,829,065.16	0.00	6,766,502.44
Support to Operations	2000000000000000	2,622,825.59	(311,176.80)	2,311,648.79	1,198,937.13	733,548.39	0.00	0.00	1,932,485.52	1,166,065.63	714,223.37	0.00	0.00	1,880,289.00	379,163.27	0.00	52,196.52
Auxiliary Services	200000100001000	2,622,825.59	(311,176.80)	2,311,648.79	1,198,937.13	733,548.39	0.00	0.00	1,932,485.52	1,166,065.63	714,223.37	0.00	0.00	1,880,289.00	379,163.27	0.00	52,196.52
MOOE		2,470,825.59	(285,117.00)	2,185,708.59	1,198,937.13	733,548.39	0.00	0.00	1,932,485.52	1,166,065.63	714,223.37	0.00	0.00	1,880,289.00	253,223.07	0.00	52,196.52
CO		152,000.00	(26,059.80)	125,940.20	0.00	0.00	0.00	0.00	0.00	0.00	0.00	0.00	0.00	0.00	125,940.20	0.00	0.00
Sub-Total, Support to Operations		2,622,825.59	(311,176.80)	2,311,648.79	1,198,937.13	733,548.39	0.00	0.00	1,932,485.52	1,166,065.63	714,223.37	0.00	0.00	1,880,289.00	379,163.27	0.00	52,196.52
PS		0.00	0.00	0.00	0.00	0.00	0.00	0.00	0.00	0.00	0.00	0.00	0.00	0.00	0.00	0.00	0.00
MOOE		2,470,825.59	(285,117.00)	2,185,708.59	1,198,937.13	733,548.39	0.00	0.00	1,932,485.52	1,166,065.63	714,223.37	0.00	0.00	1,880,289.00	253,223.07	0.00	52,196.52
FinEx (if Applicable)		0.00	0.00	0.00	0.00	0.00	0.00	0.00	0.00	0.00	0.00	0.00	0.00	0.00	0.00	0.00	0.00
CO		152,000.00	(26,059.80)	125,940.20	0.00	0.00	0.00	0.00	0.00	0.00	0.00	0.00	0.00	0.00	125,940.20	0.00	0.00
Operations	3000000000000000	67,766,953.48	719,455.45	68,486,408.93	27,197,711.27	10,368,215.95	0.00	0.00	37,565,927.22	13,014,231.26	10,238,209.86	0.00	0.00	23,252,441.12	30,920,481.71	0.00	14,313,486.10
OO : Relevant and quality tertiary education ensured to achieve inclusive growth and access of poor but deserving students to quality tertiary education increased	3100000000000000	64,624,075.38	(156,821.27)	64,467,254.11	25,816,959.63	9,118,909.37	0.00	0.00	34,935,869.00	11,786,005.02	9,026,089.44	0.00	0.00	20,812,094.46	29,531,385.11	0.00	14,123,774.54
HIGHER EDUCATION PROGRAM	3101000000000000	64,624,075.38	(156,821.27)	64,467,254.11	25,816,959.63	9,118,909.37	0.00	0.00	34,935,869.00	11,786,005.02	9,026,089.44	0.00	0.00	20,812,094.46	29,531,385.11	0.00	14,123,774.54
Provision of Higher Education	310100100002000	64,624,075.38	(156,821.27)	64,467,254.11	25,816,959.63	9,118,909.37	0.00	0.00	34,935,869.00	11,786,005.02	9,026,089.44	0.00	0.00	20,812,094.46	29,531,385.11	0.00	14,123,774.54
MOOE		48,456,125.38	(160,021.27)	48,296,104.11	16,856,422.57	9,112,809.37	0.00	0.00	25,969,231.94	10,855,674.91	9,019,989.44	0.00	0.00	19,875,664.35	22,326,872.17	0.00	6,093,567.59
CO		16,167,950.00	3,200.00	16,171,150.00	8,960,537.06	6,100.00	0.00	0.00	8,966,637.06	930,330.11	6,100.00	0.00	0.00	936,430.11	7,204,512.94	0.00	8,030,206.95
OO : Higher education research improved to promote economic productivity and innovation	3200000000000000	2,391,464.12	824,874.49	3,216,338.61	1,139,671.33	1,138,483.24	0.00	0.00	2,278,154.57	1,022,905.93	1,101,783.24	0.00	0.00	2,124,689.17	938,184.04	0.00	153,465.40
ADVANCED EDUCATION PROGRAM	3201000000000000	691,186.99	935,080.56	1,626,267.55	596,517.00	837,961.50	0.00	0.00	1,434,478.50	565,423.00	796,761.50	0.00	0.00	1,362,184.50	191,789.05	0.00	72,294.00
Provision of Advanced Education Services	320100100001000	691,186.99	935,080.56	1,626,267.55	596,517.00	837,961.50	0.00	0.00	1,434,478.50	565,423.00	796,761.50	0.00	0.00	1,362,184.50	191,789.05	0.00	72,294.00

Department : State Universities and Colleges (SUCs)
 Agency/Entity : Cagayan State University
 Operating Unit : < not applicable >
 Organization Code : 08 022 0000000
 Fund Cluster : 05 Internally Generated Funds
 (e.g. UACS Fund Cluster: 05-Internally Generated Funds and 06-Business Related Funds)


Particulars	UACS CODE	Approved Budget			Utilizations					Disbursements				Balances			
		Approved Budgeted Revenue	Adjustments (Reductions, Modifications/ Augmentations)	Adjusted Budgeted Revenue	1st Quarter Ending March 31	2nd Quarter Ending June 30	3rd Quarter Ending Sept. 30	4th Quarter Ending Dec. 31	Total	1st Quarter Ending March 31	2nd Quarter Ending June 30	3rd Quarter Ending Sept. 30	4th Quarter Ending Dec. 31	TOTAL	Unutilized Budget	Unpaid Obligations (10-15)=(17+18)	
																Due and Demandable	Not Yet Due and Demandable
1	2	3	4	5=[(3+(-)4)]	6	7	8	9	10=(6+7+8+9)	11	12	13	14	15=(11+12+13+14)	16=(5-10)	17	18
MOOE		645,286.99	935,080.56	1,580,367.55	596,517.00	810,361.50	0.00	0.00	1,406,878.50	565,423.00	796,761.50	0.00	0.00	1,362,184.50	173,489.05	0.00	44,694.00
CO		45,900.00	0.00	45,900.00	0.00	27,600.00	0.00	0.00	27,600.00	0.00	0.00	0.00	0.00	0.00	18,300.00	0.00	27,600.00
RESEARCH PROGRAM	3202000000000000	1,700,277.13	(110,206.07)	1,590,071.06	543,154.33	300,521.74	0.00	0.00	843,676.07	457,482.93	305,021.74	0.00	0.00	762,504.67	746,394.99	0.00	81,171.40
Conduct of Research Services, including P1,000,000 for Research Rewards/Incentives	320200100001000	1,700,277.13	(110,206.07)	1,590,071.06	543,154.33	300,521.74	0.00	0.00	843,676.07	457,482.93	305,021.74	0.00	0.00	762,504.67	746,394.99	0.00	81,171.40
MOOE		1,632,377.13	(110,206.07)	1,522,171.06	543,154.33	300,521.74	0.00	0.00	843,676.07	457,482.93	305,021.74	0.00	0.00	762,504.67	678,494.99	0.00	81,171.40
CO		67,900.00	0.00	67,900.00	0.00	0.00	0.00	0.00	0.00	0.00	0.00	0.00	0.00	0.00	67,900.00	0.00	0.00
OO : Community engagement increased	3300000000000000	751,413.98	51,402.23	802,816.21	241,080.31	110,823.34	0.00	0.00	351,903.65	205,320.31	110,337.18	0.00	0.00	315,657.49	450,912.56	0.00	36,246.16
TECHNICAL ADVISORY EXTENSION PROGRAM	3301000000000000	751,413.98	51,402.23	802,816.21	241,080.31	110,823.34	0.00	0.00	351,903.65	205,320.31	110,337.18	0.00	0.00	315,657.49	450,912.56	0.00	36,246.16
Provision of Extension Services	330100100001000	751,413.98	51,402.23	802,816.21	241,080.31	110,823.34	0.00	0.00	351,903.65	205,320.31	110,337.18	0.00	0.00	315,657.49	450,912.56	0.00	36,246.16
MOOE		485,572.83	51,402.23	536,975.06	241,080.31	110,823.34	0.00	0.00	351,903.65	205,320.31	110,337.18	0.00	0.00	315,657.49	185,071.41	0.00	36,246.16
CO		265,841.15	0.00	265,841.15	0.00	0.00	0.00	0.00	0.00	0.00	0.00	0.00	0.00	0.00	265,841.15	0.00	0.00
Sub-Total, Operations		67,766,953.48	719,455.45	68,486,408.93	27,197,711.27	10,368,215.95	0.00	0.00	37,565,927.22	13,014,231.26	10,238,209.86	0.00	0.00	23,252,441.12	30,920,481.71	0.00	14,313,486.10
PS		0.00	0.00	0.00	0.00	0.00	0.00	0.00	0.00	0.00	0.00	0.00	0.00	0.00	0.00	0.00	0.00
MOOE		51,219,362.33	716,255.45	51,935,617.78	18,237,174.21	10,334,515.95	0.00	0.00	28,571,690.16	12,083,901.15	10,232,109.86	0.00	0.00	22,316,011.01	23,363,927.62	0.00	6,255,679.15
FinEx (if Applicable)		0.00	0.00	0.00	0.00	0.00	0.00	0.00	0.00	0.00	0.00	0.00	0.00	0.00	0.00	0.00	0.00
CO		16,547,591.15	3,200.00	16,550,791.15	8,960,537.06	33,700.00	0.00	0.00	8,994,237.06	930,330.11	6,100.00	0.00	0.00	936,430.11	7,556,554.09	0.00	8,057,806.95
GRAND TOTAL		133,711,343.55	0.00	133,711,343.55	43,755,300.89	28,778,564.36	0.00	0.00	72,533,865.25	28,332,630.47	22,585,675.84	0.00	0.00	50,918,306.31	61,177,478.30	0.00	21,615,558.94
PS		0.00	0.00	0.00	0.00	0.00	0.00	0.00	0.00	0.00	0.00	0.00	0.00	0.00	0.00	0.00	0.00
MOOE		83,450,482.21	61,859.80	83,512,342.01	34,096,153.34	20,750,269.82	0.00	0.00	54,846,423.16	26,931,239.87	21,123,933.74	0.00	0.00	48,055,173.61	28,665,918.85	0.00	6,791,249.55
FinEx (if Applicable)		0.00	0.00	0.00	0.00	0.00	0.00	0.00	0.00	0.00	0.00	0.00	0.00	0.00	0.00	0.00	0.00
CO		50,260,861.34	(61,859.80)	50,199,001.54	9,659,147.55	8,028,294.54	0.00	0.00	17,687,442.09	1,401,390.60	1,461,742.10	0.00	0.00	2,863,132.70	32,511,559.45	0.00	14,824,309.39

Certified Correct:

 OLIVIA C. LASAM

Certified Correct:

 CARLA MARIE L. SUMIGAD

Recommending Approval:

 EMERITA P. GERON

Approved By:

 URDUJAH A. TEJADA

Date:

Date:

Date:

Date: