

QUARTERLY PHYSICAL REPORT OF OPERATION


As of June 30, 2021


Department : State Universities and Colleges (SUCs)  
 Agency : Cagayan State University  
 Operating Unit : < not applicable >  
 Organization Code (UACS) : 08 022 0000000


Particulars	UACS CODE	Physical Target (Budget Year)					Physical Accomplishment (Budget Year)					Variance	Remarks
		1st Quarter	2nd Quarter	3rd Quarter	4th Quarter	Total	1st Quarter	2nd Quarter	3rd Quarter	4th Quarter	Total		
1	2	3	4	5	6	7	8	9	10	11	12	13	14
HIGHER EDUCATION PROGRAM	3101000000000000												
OO : Relevant and quality tertiary education ensured to achieve inclusive													
Outcome Indicators													
1. Percentage of first-time licensure exam-takers that pass the licensure exams		50%	50%	50%	50%	50% (1,750/3,500)	81.03%	81.03			81.03		
							(141/174)	(141/174)			(141/174)		
2. Percentage of graduates (2 years prior) that are employed		10%	20%	20%	10%	60% (2,400/4,000)	10.13%	13.67%			13.67%		
							(843/8325)	(1138/8325)			(1138/8325)		
Output Indicators													
1. Percentage of undergraduate students enrolled in CHED-identified and RDC-identified priority programs		60%		60%		60% (1,080/1,800)	97.2%	N/A			97.2%		
							(21,682/22,307)				(21,682/22,307)		
2. Percentage of undergraduate programs with accreditation			80%		80%	80% (60/75)	NA	92%			92%		
ADVANCED EDUCATION PROGRAM	3201000000000000												
OO : Higher education research improved to promote economic													
Outcome Indicator													
1. Percentage of graduate school faculty engaged in research work applied in any of the following:				57%		57% (8/14)	NA	NA					
a. pursuing advanced research degree programs (Ph.D) or													
b. actively pursuing within the last three (3) years (investigative research, basic and applied scientific research, policy research, social science research) or													
c. producing technologies for commercialization or livelihood improvement or													
d. whose research work resulted in an extension program													
Output Indicators													
1. Percentage of graduate students enrolled in research degree programs		100%		100%		100% (850/850)	100%	NA			100%		
							(1051/1051)				(1051/1051)		
2. Percentage of accredited graduate programs			60%		60%	60% (18/30)	NA	70%			70%		
RESEARCH PROGRAM	3202000000000000												
OO : Higher education research improved to promote economic													
Outcome Indicator													
1. Number of research outputs in the last three years utilized by the industry or by other beneficiaries		2	3	4	4	13	2	3			5		
Output Indicators													
1. Number of research outputs completed within the year		10	15	15	10	50	10	15			25		

Department : State Universities and Colleges (SUCs)  
 Agency : Cagayan State University  
 Operating Unit : < not applicable >  
 Organization Code (UACS) : 08 022 0000000

Particulars	UACS CODE	Physical Target (Budget Year)					Physical Accomplishment (Budget Year)					Variance	Remarks
		1st Quarter	2nd Quarter	3rd Quarter	4th Quarter	Total	1st Quarter	2nd Quarter	3rd Quarter	4th Quarter	Total		
1	2	3	4	5	6	7	8	9	10	11	12	13	14
2. Percentage of research outputs published		4%	6%	8%	8%	25%	14%	18%			18%		
in internationally-refereed or CHED		(2/50)	(3/50)	(4/50)	(4/50)	(13/50)	(7/50)	(9/50)			(9/50)		
recognized journal within the year													
TECHNICAL ADVISORY EXTENSION PROGRAM	3301000000000000												
OO : Community engagement increased													
Outcome Indicator													
1. Number of active partnerships with LGUs,		3	5	5	3	16	5	3			8		
industries, NGOs, NGAs, SMEs, and													
other stakeholders as a result of													
extension activities													
Output Indicators													
1. Number of trainees weighted by the		2000	2000	2047	2000	8047	1650.75	2354.5			4005.25		
length of training													
2. Number of extension programs organized		3	5	5	3	16	20	0			20		
AND supported CONSISTENT WITH the SUC's													
mandated and priority programs													
3. Percentage of beneficiaries who rate the		97%	97%	97%	97%	97% (6,790/7,000)	99.62%	100%			99.81%		
training course/s													
as satisfactory or higher in terms of													
quality and relevance													

Prepared By:   
**RAMON HENRY O. KANAPI**  
 University Planning Director

In coordination with:  
  
**OLIVIA C. LASAM**  
 SAO-UBO

Approved By:   
**URDUJAH G. ALVARADO**  
 University Budget Officer