

STATEMENT OF APPROVED BUDGET, UTILIZATIONS, DISBURSEMENTS AND BALANCES

(For Off-Budgetary Funds)


As at the Quarter Ending September 30, 2021


Department : State Universities and Colleges (SUCs)
 Agency/Entity : Cagayan State University
 Operating Unit : < not applicable >
 Organization Code (UACS) : 08 022 0000000
 Fund Cluster : 05 Internally Generated Funds
 (e.g. UACS Fund Cluster: 05-Internally Generated Funds and 06-Business Related Funds)


Particulars	UACS CODE	Approved Budget			Utilizations					Disbursements				Balances			
		Approved Budgeted Revenue	Adjustments (Reductions, Modifications/)	Adjusted Budgeted Revenue	1st Quarter Ending March 31	2nd Quarter Ending June 30	3rd Quarter Ending Sept. 30	4th Quarter Ending Dec. 31	Total	1st Quarter Ending March 31	2nd Quarter Ending June 30	3rd Quarter Ending Sept. 30	4th Quarter Ending Dec. 31	TOTAL	Unutilized Budget	Unpaid Obligations	
																Due and Demandable	Not Yet Due and Demandable
1	2	3	4	5=[(3+(-)4)]	6	7	8	9	10=(6+7+8+9)	11	12	13	14	15=(11+12+13+14)	16=(5-10)	17	18
General Administration and Support	1000000000000000	41,632,717.86	(243,956.40)	41,388,761.46	5,248,615.58	7,931,829.21	8,490,390.22	0.00	21,670,835.01	4,989,997.45	7,557,177.35	8,296,668.19	0.00	20,843,842.99	19,717,926.45	0.00	826,992.02
General Management and Supervision	100000100001000	41,632,717.86	(243,956.40)	41,388,761.46	5,248,615.58	7,931,829.21	8,490,390.22	0.00	21,670,835.01	4,989,997.45	7,557,177.35	8,296,668.19	0.00	20,843,842.99	19,717,926.45	0.00	826,992.02
MOOE		24,474,671.74	(243,956.40)	24,230,715.34	4,522,215.58	7,897,329.21	8,007,417.22	0.00	20,426,962.01	4,323,997.45	7,462,277.35	8,095,778.19	0.00	19,882,052.99	3,803,753.33	0.00	544,909.02
CO		17,158,046.12	0.00	17,158,046.12	726,400.00	34,500.00	482,973.00	0.00	1,243,873.00	666,000.00	94,900.00	200,890.00	0.00	961,790.00	15,914,173.12	0.00	282,083.00
Sub-Total, General Administration and Support		41,632,717.86	(243,956.40)	41,388,761.46	5,248,615.58	7,931,829.21	8,490,390.22	0.00	21,670,835.01	4,989,997.45	7,557,177.35	8,296,668.19	0.00	20,843,842.99	19,717,926.45	0.00	826,992.02
PS		0.00	0.00	0.00	0.00	0.00	0.00	0.00	0.00	0.00	0.00	0.00	0.00	0.00	0.00	0.00	0.00
MOOE		24,474,671.74	(243,956.40)	24,230,715.34	4,522,215.58	7,897,329.21	8,007,417.22	0.00	20,426,962.01	4,323,997.45	7,462,277.35	8,095,778.19	0.00	19,882,052.99	3,803,753.33	0.00	544,909.02
FinEx (if Applicable)		0.00	0.00	0.00	0.00	0.00	0.00	0.00	0.00	0.00	0.00	0.00	0.00	0.00	0.00	0.00	0.00
CO		17,158,046.12	0.00	17,158,046.12	726,400.00	34,500.00	482,973.00	0.00	1,243,873.00	666,000.00	94,900.00	0.00	0.00	961,790.00	15,914,173.12	0.00	282,083.00
Support to Operations	2000000000000000	1,961,166.07	108,680.00	2,069,846.07	435,226.80	459,514.11	494,197.40	0.00	1,388,938.31	435,226.80	458,576.61	495,134.90	0.00	1,388,938.31	680,907.76	0.00	0.00
Auxiliary Services	200000100001000	1,961,166.07	108,680.00	2,069,846.07	435,226.80	459,514.11	494,197.40	0.00	1,388,938.31	435,226.80	458,576.61	495,134.90	0.00	1,388,938.31	680,907.76	0.00	0.00
MOOE		1,591,169.57	108,680.00	1,699,849.57	435,226.80	442,014.11	477,697.40	0.00	1,354,938.31	435,226.80	442,014.11	477,697.40	0.00	1,354,938.31	344,911.26	0.00	0.00
CO		369,996.50	0.00	369,996.50	0.00	17,500.00	16,500.00	0.00	34,000.00	0.00	16,562.50	17,437.50	0.00	34,000.00	335,996.50	0.00	0.00
Sub-Total, Support to Operations		1,961,166.07	108,680.00	2,069,846.07	435,226.80	459,514.11	494,197.40	0.00	1,388,938.31	435,226.80	458,576.61	495,134.90	0.00	1,388,938.31	680,907.76	0.00	0.00
PS		0.00	0.00	0.00	0.00	0.00	0.00	0.00	0.00	0.00	0.00	0.00	0.00	0.00	0.00	0.00	0.00
MOOE		1,591,169.57	108,680.00	1,699,849.57	435,226.80	442,014.11	477,697.40	0.00	1,354,938.31	435,226.80	442,014.11	477,697.40	0.00	1,354,938.31	344,911.26	0.00	0.00
FinEx (if Applicable)		0.00	0.00	0.00	0.00	0.00	0.00	0.00	0.00	0.00	0.00	0.00	0.00	0.00	0.00	0.00	0.00
CO		369,996.50	0.00	369,996.50	0.00	17,500.00	16,500.00	0.00	34,000.00	0.00	16,562.50	0.00	0.00	34,000.00	335,996.50	0.00	0.00
Operations	3000000000000000	49,858,557.14	135,276.40	49,993,833.54	4,943,874.27	12,225,629.96	9,572,964.58	0.00	26,742,468.81	3,947,667.01	11,456,128.60	8,220,853.05	0.00	23,624,648.66	23,251,364.73	1,143,677.93	1,974,142.22
OO : Relevant and quality tertiary education ensured to achieve inclusive growth and access of poor but deserving students to quality tertiary education increased	3100000000000000	42,675,266.61	(718,049.60)	41,957,217.01	4,529,377.43	10,948,575.39	7,198,922.65	0.00	22,676,875.47	3,547,881.97	10,183,877.03	6,007,815.39	0.00	19,739,574.39	19,280,341.54	1,143,677.93	1,793,623.15
HIGHER EDUCATION PROGRAM	3101000000000000	42,675,266.61	(718,049.60)	41,957,217.01	4,529,377.43	10,948,575.39	7,198,922.65	0.00	22,676,875.47	3,547,881.97	10,183,877.03	6,007,815.39	0.00	19,739,574.39	19,280,341.54	1,143,677.93	1,793,623.15
Provision of Higher Education Services	310100100002000	42,675,266.61	(718,049.60)	41,957,217.01	4,529,377.43	10,948,575.39	7,198,922.65	0.00	22,676,875.47	3,547,881.97	10,183,877.03	6,007,815.39	0.00	19,739,574.39	19,280,341.54	1,143,677.93	1,793,623.15
MOOE		31,849,887.63	(734,322.60)	31,115,565.03	4,392,818.43	10,262,082.05	6,652,232.65	0.00	21,307,133.13	3,429,222.97	9,949,833.69	5,062,617.02	0.00	18,441,673.68	9,808,431.90	1,143,677.93	1,721,781.52
CO		10,825,378.98	16,273.00	10,841,651.98	136,559.00	686,493.34	546,690.00	0.00	1,369,742.34	118,659.00	234,043.34	945,198.37	0.00	1,297,900.71	9,471,909.64	0.00	71,841.63
OO : Higher education research improved to promote economic productivity and innovation	3200000000000000	6,522,177.39	853,326.00	7,375,503.39	409,496.84	1,207,664.57	2,341,971.93	0.00	3,959,133.34	394,785.04	1,207,661.57	2,180,967.66	0.00	3,783,414.27	3,416,370.05	0.00	175,719.07
ADVANCED EDUCATION PROGRAM	3201000000000000	3,426,770.00	853,326.00	4,280,096.00	250,000.00	841,201.17	1,841,421.00	0.00	2,932,622.17	251,808.40	841,201.17	1,737,351.00	0.00	2,830,360.57	1,347,473.83	0.00	102,261.60


Department : State Universities and Colleges (SUCs)
 Agency/Entity : Cagayan State University
 Operating Unit : < not applicable >
 Organization Code (UACS) : 08 022 0000000
 Fund Cluster : 05 Internally Generated Funds
 (e.g. UACS Fund Cluster: 05-Internally Generated Funds and 06-Business Related Funds)

Particulars	UACS CODE	Approved Budget			Utilizations					Disbursements					Balances		
		Approved Budgeted Revenue	Adjustments (Reductions, Modifications/)	Adjusted Budgeted Revenue	1st Quarter Ending March 31	2nd Quarter Ending June 30	3rd Quarter Ending Sept. 30	4th Quarter Ending Dec. 31	Total	1st Quarter Ending March 31	2nd Quarter Ending June 30	3rd Quarter Ending Sept. 30	4th Quarter Ending Dec. 31	TOTAL	Unutilized Budget	Unpaid Obligations	
																Due and Demandable	Not Yet Due and Demandable
1	2	3	4	5=[(3+(-)4)]	6	7	8	9	10=(6+7+8+9)	11	12	13	14	15=(11+12+13+14)	16=(5-10)	17	18
Provision of Advanced Education Services	320100100001000	3,426,770.00	853,326.00	4,280,096.00	250,000.00	841,201.17	1,841,421.00	0.00	2,932,622.17	251,808.40	841,201.17	1,737,351.00	0.00	2,830,360.57	1,347,473.83	0.00	102,261.60
MOOE		3,426,770.00	853,326.00	4,280,096.00	250,000.00	841,201.17	1,841,421.00	0.00	2,932,622.17	251,808.40	841,201.17	1,737,351.00	0.00	2,830,360.57	1,347,473.83	0.00	102,261.60
CO		0.00	0.00	0.00	0.00	0.00	0.00	0.00	0.00	0.00	0.00	0.00	0.00	0.00	0.00	0.00	0.00
RESEARCH PROGRAM	3202000000000000	3,095,407.39	0.00	3,095,407.39	159,496.84	366,463.40	500,550.93	0.00	1,026,511.17	142,976.64	366,460.40	443,616.66	0.00	953,053.70	2,068,896.22	0.00	73,457.47
Conduct of Research Services	320200100001000	3,095,407.39	0.00	3,095,407.39	159,496.84	366,463.40	500,550.93	0.00	1,026,511.17	142,976.64	366,460.40	443,616.66	0.00	953,053.70	2,068,896.22	0.00	73,457.47
MOOE		1,873,407.39	0.00	1,873,407.39	159,496.84	366,463.40	500,550.93	0.00	1,026,511.17	142,976.64	366,460.40	443,616.66	0.00	953,053.70	846,896.22	0.00	73,457.47
CO		1,222,000.00	0.00	1,222,000.00	0.00	0.00	0.00	0.00	0.00	0.00	0.00	0.00	0.00	1,222,000.00	0.00	0.00	
OO : Community engagement increased	3300000000000000	661,113.14	0.00	661,113.14	5,000.00	69,390.00	32,070.00	0.00	106,460.00	5,000.00	64,590.00	32,070.00	0.00	101,660.00	554,653.14	0.00	4,800.00
TECHNICAL ADVISORY EXTENSION PROGRAM	3301000000000000	661,113.14	0.00	661,113.14	5,000.00	69,390.00	32,070.00	0.00	106,460.00	5,000.00	64,590.00	32,070.00	0.00	101,660.00	554,653.14	0.00	4,800.00
Provision of Extension Services	330100100001000	661,113.14	0.00	661,113.14	5,000.00	69,390.00	32,070.00	0.00	106,460.00	5,000.00	64,590.00	32,070.00	0.00	101,660.00	554,653.14	0.00	4,800.00
MOOE		448,113.14	0.00	448,113.14	5,000.00	69,390.00	32,070.00	0.00	106,460.00	5,000.00	64,590.00	32,070.00	0.00	101,660.00	341,653.14	0.00	4,800.00
CO		213,000.00	0.00	213,000.00	0.00	0.00	0.00	0.00	0.00	0.00	0.00	0.00	0.00	213,000.00	0.00	0.00	
Sub-Total, Operations		49,858,557.14	135,276.40	49,993,833.54	4,943,874.27	12,225,629.96	9,572,964.58	0.00	26,742,468.81	3,947,667.01	11,456,128.60	8,220,853.05	0.00	23,624,648.66	23,251,364.73	1,143,677.93	1,974,142.22
PS		0.00	0.00	0.00	0.00	0.00	0.00	0.00	0.00	0.00	0.00	0.00	0.00	0.00	0.00	0.00	0.00
MOOE		37,598,178.16	119,003.40	37,717,181.56	4,807,315.27	11,539,136.62	9,026,274.58	0.00	25,372,726.47	3,829,008.01	11,222,085.26	7,275,654.68	0.00	22,326,747.95	12,344,455.09	1,143,677.93	1,902,300.59
FinEx (if Applicable)		0.00	0.00	0.00	0.00	0.00	0.00	0.00	0.00	0.00	0.00	0.00	0.00	0.00	0.00	0.00	0.00
CO		12,260,378.98	16,273.00	12,276,651.98	136,559.00	686,493.34	546,690.00	0.00	1,369,742.34	118,659.00	234,043.34	0.00	0.00	1,297,900.71	10,906,909.64	0.00	71,841.63
GRAND TOTAL		93,452,441.07	0.00	93,452,441.07	10,627,716.65	20,616,973.28	18,557,552.20	0.00	49,802,242.13	9,372,891.26	19,471,882.56	17,012,656.14	0.00	45,857,429.96	43,650,198.94	1,143,677.93	2,801,134.24
PS		0.00	0.00	0.00	0.00	0.00	0.00	0.00	0.00	0.00	0.00	0.00	0.00	0.00	0.00	0.00	0.00
MOOE		63,664,019.47	(16,273.00)	63,647,746.47	9,764,757.65	19,878,479.94	17,511,389.20	0.00	47,154,626.79	8,588,232.26	19,126,376.72	15,849,130.27	0.00	43,563,739.25	16,493,119.68	1,143,677.93	2,447,209.61
FinEx (if Applicable)		0.00	0.00	0.00	0.00	0.00	0.00	0.00	0.00	0.00	0.00	0.00	0.00	0.00	0.00	0.00	0.00
CO		29,788,421.60	16,273.00	29,804,694.60	862,959.00	738,493.34	1,046,163.00	0.00	2,647,615.34	784,659.00	345,505.84	1,163,525.87	0.00	2,293,690.71	27,157,079.26	0.00	353,924.63

Certified Correct:

 OLIVIA C. LASAM
 SAO-UBO
 Date:

Certified Correct:

 MA. REMEDIOS E. TANGONAN
 University Accountant
 Date:

Recommending Approval By:

 EMERITA P. GERON
 Chief AO-Finance
 Date:

Approved By:

 URDUJAH G. ALVARADO
 University President
 Date: