


STATEMENT OF APPROVED BUDGET, UTILIZATIONS, DISBURSEMENTS AND BALANCES
(For Off-Budgetary Funds)
As at the Quarter Ending December 31, 2022


Department : State Universities and Colleges (SUCs)
Agency/Entity : Cagayan State University
Operating Unit : < not applicable >
Organization Code (UACS) : 08 022 0000000
Fund Cluster : 05 Internally Generated Funds
 (e.g. UACS Fund Cluster: 05-Internally Generated Funds and 06-Business Related Funds)


Particulars	UACS CODE	Approved Budget			Utilizations					Disbursements					Balances		
		Approved Budgeted Revenue	Adjustments (Reductions, Modifications/ Augmentations)	Adjusted Budgeted Revenue	1st Quarter Ending March 31	2nd Quarter Ending June 30	3rd Quarter Ending September 30	4th Quarter Ending December 31	TOTAL	1st Quarter Ending March 31	2nd Quarter Ending June 30	3rd Quarter Ending September 30	4th Quarter Ending December 31	TOTAL	Unutilized Budget	Unpaid Obligations (10-15)=(17+18)	
																Due and Demandable	Not Yet Due and Demandable
1	2	3	4	5=[(3+(-)4)]	6	7	8	9	10=(6+7+8+9)	11	12	13	14	15=(11+12+13+14)	16=(5-10)	17	18
General Administration and Support	1000000000000000	158,654,378.46	(7,469,423.62)	151,184,954.84	11,342,945.28	23,068,322.31	29,730,681.12	48,542,601.42	112,684,550.13	8,213,421.16	20,087,802.91	28,676,299.05	51,177,238.47	108,154,761.59	38,500,404.71	0.00	4,529,788.54
General Management and Supervision	100000100001000	158,654,378.46	(7,469,423.62)	151,184,954.84	11,342,945.28	23,068,322.31	29,730,681.12	48,542,601.42	112,684,550.13	8,213,421.16	20,087,802.91	28,676,299.05	51,177,238.47	108,154,761.59	38,500,404.71	0.00	4,529,788.54
MOOE		100,735,082.34	(1,076,583.51)	99,658,498.83	9,091,874.28	18,667,852.08	28,356,479.74	40,548,603.91	96,664,810.01	7,499,821.16	17,979,451.88	26,628,276.77	42,440,370.03	94,547,919.84	2,993,688.82	0.00	2,116,890.17
CO		57,919,296.12	(6,392,840.11)	51,526,456.01	2,251,071.00	4,400,470.23	1,374,201.38	7,993,997.51	16,019,740.12	713,600.00	2,108,351.03	2,048,022.28	8,736,868.44	13,606,841.75	35,506,715.89	0.00	2,412,898.37
Sub-Total, General Administration and Support		158,654,378.46	(7,469,423.62)	151,184,954.84	11,342,945.28	23,068,322.31	29,730,681.12	48,542,601.42	112,684,550.13	8,213,421.16	20,087,802.91	28,676,299.05	51,177,238.47	108,154,761.59	38,500,404.71	0.00	4,529,788.54
PS		0.00	0.00	0.00	0.00	0.00	0.00	0.00	0.00	0.00	0.00	0.00	0.00	0.00	0.00	0.00	0.00
MOOE		100,735,082.34	(1,076,583.51)	99,658,498.83	9,091,874.28	18,667,852.08	28,356,479.74	40,548,603.91	96,664,810.01	7,499,821.16	17,979,451.88	26,628,276.77	42,440,370.03	94,547,919.84	2,993,688.82	0.00	2,116,890.17
FinEx (if Applicable)		0.00	0.00	0.00	0.00	0.00	0.00	0.00	0.00	0.00	0.00	0.00	0.00	0.00	0.00	0.00	0.00
CO		57,919,296.12	(6,392,840.11)	51,526,456.01	2,251,071.00	4,400,470.23	1,374,201.38	7,993,997.51	16,019,740.12	713,600.00	2,108,351.03	2,048,022.28	8,736,868.44	13,606,841.75	35,506,715.89	0.00	2,412,898.37
Support to Operations	2000000000000000	5,832,630.52	777,778.44	6,610,408.96	1,389,155.05	1,148,395.65	2,040,953.16	1,577,432.23	6,155,936.09	470,866.05	1,634,792.65	2,190,560.37	1,579,515.78	5,875,734.85	454,472.87	0.00	280,201.24
Auxiliary Services	200000100001000	5,832,630.52	777,778.44	6,610,408.96	1,389,155.05	1,148,395.65	2,040,953.16	1,577,432.23	6,155,936.09	470,866.05	1,634,792.65	2,190,560.37	1,579,515.78	5,875,734.85	454,472.87	0.00	280,201.24
MOOE		5,272,634.02	764,099.44	6,036,733.46	1,389,155.05	1,083,396.65	1,939,473.16	1,520,232.23	5,932,257.09	470,866.05	1,569,793.65	2,089,080.37	1,522,315.78	5,652,055.85	104,476.37	0.00	280,201.24
CO		559,996.50	13,679.00	573,675.50	0.00	64,999.00	101,480.00	57,200.00	223,679.00	0.00	64,999.00	101,480.00	57,200.00	223,679.00	349,996.50	0.00	0.00
Sub-Total, Support to Operations		5,832,630.52	777,778.44	6,610,408.96	1,389,155.05	1,148,395.65	2,040,953.16	1,577,432.23	6,155,936.09	470,866.05	1,634,792.65	2,190,560.37	1,579,515.78	5,875,734.85	454,472.87	0.00	280,201.24
PS		0.00	0.00	0.00	0.00	0.00	0.00	0.00	0.00	0.00	0.00	0.00	0.00	0.00	0.00	0.00	0.00
MOOE		5,272,634.02	764,099.44	6,036,733.46	1,389,155.05	1,083,396.65	1,939,473.16	1,520,232.23	5,932,257.09	470,866.05	1,569,793.65	2,089,080.37	1,522,315.78	5,652,055.85	104,476.37	0.00	280,201.24
FinEx (if Applicable)		0.00	0.00	0.00	0.00	0.00	0.00	0.00	0.00	0.00	0.00	0.00	0.00	0.00	0.00	0.00	0.00
CO		559,996.50	13,679.00	573,675.50	0.00	64,999.00	101,480.00	57,200.00	223,679.00	0.00	64,999.00	101,480.00	57,200.00	223,679.00	349,996.50	0.00	0.00
Operations	3000000000000000	192,875,086.50	6,691,645.18	199,566,731.68	19,420,749.57	43,601,845.19	37,594,962.48	58,260,548.18	158,878,105.42	17,737,565.98	36,813,064.30	36,862,583.42	58,568,548.36	149,981,762.06	40,688,626.26	0.00	8,896,343.36
OO : Relevant and quality tertiary education ensured to achieve inclusive growth and access of poor but deserving students to quality tertiary education increased	3100000000000000	168,178,688.31	4,843,754.39	173,022,442.70	14,516,076.65	39,466,727.47	31,702,474.98	51,059,180.32	136,744,459.42	12,993,301.32	33,021,083.12	31,242,575.92	51,265,837.38	128,522,797.74	36,277,983.28	0.00	8,221,661.68
HIGHER EDUCATION PROGRAM	3101000000000000	168,178,688.31	4,843,754.39	173,022,442.70	14,516,076.65	39,466,727.47	31,702,474.98	51,059,180.32	136,744,459.42	12,993,301.32	33,021,083.12	31,242,575.92	51,265,837.38	128,522,797.74	36,277,983.28	0.00	8,221,661.68
Provision of Higher Education Services	310100100002000	168,178,688.31	4,843,754.39	173,022,442.70	14,516,076.65	39,466,727.47	31,702,474.98	51,059,180.32	136,744,459.42	12,993,301.32	33,021,083.12	31,242,575.92	51,265,837.38	128,522,797.74	36,277,983.28	0.00	8,221,661.68
MOOE		139,393,276.21	10,107,295.95	149,500,572.16	14,442,660.38	36,546,462.47	30,807,883.13	48,486,521.40	130,283,527.38	12,906,890.05	32,196,808.12	28,830,849.07	50,443,757.46	124,378,304.70	19,217,044.78	0.00	5,905,222.68
CO		28,785,412.10	(5,263,541.56)	23,521,870.54	73,416.27	2,920,265.00	894,591.85	2,572,658.92	6,460,932.04	86,411.27	824,275.00	2,411,726.85	822,079.92	4,144,493.04	17,060,938.50	0.00	2,316,439.00
OO : Higher education research improved to promote economic productivity and innovation	3200000000000000	23,513,867.75	1,470,118.84	24,983,986.59	4,798,710.12	3,926,720.25	5,664,807.68	6,375,590.38	20,765,828.43	4,638,685.86	3,654,963.11	5,394,608.68	6,506,627.50	20,194,885.15	4,218,158.16	0.00	570,943.28
ADVANCED EDUCATION PROGRAM	3201000000000000	17,627,642.14	1,296,066.14	18,923,708.28	4,057,548.90	2,297,054.56	4,943,620.42	5,052,841.56	16,351,065.44	4,039,719.90	2,198,499.56	4,752,760.42	5,274,436.73	16,265,416.61	2,572,642.84	0.00	85,648.83


Department : State Universities and Colleges (SUCs)
Agency/Entity : Cagayan State University
Operating Unit : < not applicable >
Organization Code (UACS) : 08 022 0000000
Fund Cluster : 05 Internally Generated Funds
 (e.g. UACS Fund Cluster: 05-Internally Generated Funds and 06-Business Related Funds)

Particulars	UACS CODE	Approved Budget			Utilizations					Disbursements					Balances		
		Approved Budgeted Revenue	Adjustments (Reductions, Modifications/ Augmentations)	Adjusted Budgeted Revenue	1st Quarter Ending March 31	2nd Quarter Ending June 30	3rd Quarter Ending September 30	4th Quarter Ending December 31	TOTAL	1st Quarter Ending March 31	2nd Quarter Ending June 30	3rd Quarter Ending September 30	4th Quarter Ending December 31	TOTAL	Unutilized Budget	Unpaid Obligations (10-15)=(17+18)	
																Due and Demandable	Not Yet Due and Demandable
1	2	3	4	5=[(3+(-)4)]	6	7	8	9	10=(6+7+8+9)	11	12	13	14	15=(11+12+13+14)	16=(5-10)	17	18
Provision of Advanced Education Services	320100100001000	17,627,642.14	1,296,066.14	18,923,708.28	4,057,548.90	2,297,054.56	4,943,620.42	5,052,841.56	16,351,065.44	4,039,719.90	2,198,499.56	4,752,760.42	5,274,436.73	16,265,416.61	2,572,642.84	0.00	85,648.83
MOOE		17,514,542.14	1,265,046.14	18,779,588.28	4,057,548.90	2,297,054.56	4,905,535.42	4,946,821.56	16,206,960.44	4,039,719.90	2,198,499.56	4,714,675.42	5,212,936.73	16,165,831.61	2,572,627.84	0.00	41,128.83
CO		113,100.00	31,020.00	144,120.00	0.00	0.00	38,085.00	106,020.00	144,105.00	0.00	0.00	38,085.00	61,500.00	99,585.00	15.00	0.00	44,520.00
RESEARCH PROGRAM	320200000000000	5,886,225.61	174,052.70	6,060,278.31	741,161.22	1,629,665.69	721,187.26	1,322,748.82	4,414,762.99	598,965.96	1,456,463.55	641,848.26	1,232,190.77	3,929,468.54	1,645,515.32	0.00	485,294.45
Conduct of Research Services	320200100001000	5,886,225.61	174,052.70	6,060,278.31	741,161.22	1,629,665.69	721,187.26	1,322,748.82	4,414,762.99	598,965.96	1,456,463.55	641,848.26	1,232,190.77	3,929,468.54	1,645,515.32	0.00	485,294.45
MOOE		4,671,225.61	244,648.50	4,915,874.11	741,161.22	1,534,777.69	721,187.26	1,210,748.82	4,207,874.99	598,965.96	1,431,463.55	641,848.26	1,114,802.77	3,787,080.54	707,999.12	0.00	420,794.45
CO		1,215,000.00	(70,595.80)	1,144,404.20	0.00	94,888.00	0.00	112,000.00	206,888.00	0.00	25,000.00	0.00	117,388.00	142,388.00	937,516.20	0.00	64,500.00
OO : Community engagement increased	330000000000000	1,182,530.44	377,771.95	1,560,302.39	105,962.80	208,397.47	227,679.82	825,777.48	1,367,817.57	105,578.80	137,018.07	225,398.82	796,083.48	1,264,079.17	192,484.82	0.00	103,738.40
TECHNICAL ADVISORY EXTENSION PROGRAM	330100000000000	1,182,530.44	377,771.95	1,560,302.39	105,962.80	208,397.47	227,679.82	825,777.48	1,367,817.57	105,578.80	137,018.07	225,398.82	796,083.48	1,264,079.17	192,484.82	0.00	103,738.40
Provision of Extension Services	330100100001000	1,182,530.44	377,771.95	1,560,302.39	105,962.80	208,397.47	227,679.82	825,777.48	1,367,817.57	105,578.80	137,018.07	225,398.82	796,083.48	1,264,079.17	192,484.82	0.00	103,738.40
MOOE		979,530.44	376,161.95	1,355,692.39	105,962.80	95,277.47	259,179.82	801,177.48	1,261,597.57	105,578.80	72,358.07	208,438.82	771,483.48	1,157,859.17	94,094.82	0.00	103,738.40
CO		203,000.00	1,610.00	204,610.00	0.00	113,120.00	(31,500.00)	24,600.00	106,220.00	0.00	64,660.00	16,960.00	24,600.00	106,220.00	98,390.00	0.00	0.00
Sub-Total, Operations		192,875,086.50	6,691,645.18	199,566,731.68	19,420,749.57	43,601,845.19	37,594,962.48	58,260,548.18	158,878,105.42	17,737,565.98	36,813,064.30	36,862,583.42	58,568,548.36	149,981,762.06	40,688,626.26	0.00	8,896,343.36
PS		0.00	0.00	0.00	0.00	0.00	0.00	0.00	0.00	0.00	0.00	0.00	0.00	0.00	0.00	0.00	0.00
MOOE		162,558,574.40	11,993,152.54	174,551,726.94	19,347,333.30	40,473,572.19	36,693,785.63	55,445,269.26	151,959,960.38	17,651,154.71	35,899,129.30	34,395,811.57	57,542,980.44	145,489,076.02	22,591,766.56	0.00	6,470,884.36
FinEx (if Applicable)		0.00	0.00	0.00	0.00	0.00	0.00	0.00	0.00	0.00	0.00	0.00	0.00	0.00	0.00	0.00	0.00
CO		30,316,512.10	(5,301,507.36)	25,015,004.74	73,416.27	3,128,273.00	901,176.85	2,815,278.92	6,918,145.04	86,411.27	913,935.00	2,466,771.85	1,025,567.92	4,492,686.04	18,096,859.70	0.00	2,425,459.00
GRAND TOTAL		357,362,095.48	0.00	357,362,095.48	32,152,849.90	67,818,563.15	69,366,596.76	108,380,581.83	277,718,591.64	26,421,853.19	58,535,659.86	67,729,442.84	111,325,302.61	264,012,258.50	79,643,503.84	0.00	13,706,333.14
PS		0.00	0.00	0.00	0.00	0.00	0.00	0.00	0.00	0.00	0.00	0.00	0.00	0.00	0.00	0.00	0.00
MOOE		268,566,290.76	11,680,668.47	280,246,959.23	29,828,362.63	60,224,820.92	66,989,738.53	97,514,105.40	254,557,027.48	25,621,841.92	55,448,374.83	63,113,168.71	101,505,666.25	245,689,051.71	25,689,931.75	0.00	8,867,975.77
FinEx (if Applicable)		0.00	0.00	0.00	0.00	0.00	0.00	0.00	0.00	0.00	0.00	0.00	0.00	0.00	0.00	0.00	0.00
CO		88,795,804.72	(11,680,668.47)	77,115,136.25	2,324,487.27	7,593,742.23	2,376,858.23	10,866,476.43	23,161,564.16	800,011.27	3,087,285.03	4,616,274.13	9,819,636.36	18,323,206.79	53,953,572.09	0.00	4,838,357.37

Certified Correct:

 ALVIN U. ALISASIS
 OIC-Budget Officer
 Date:

Certified Correct:

 MA. REMEDIOS E. TANGONAN
 University Accountant
 Date:

Recommending Approval By:

 EMERITA P. GERON
 Chief AO, Finance
 Date:

Approved By:

 URDUJAH G. ALVARADO
 University President
 Date: