

DBM - RUZ
RECEIVED

BAR No. 1

QUARTERLY PHYSICAL REPORT OF OPERATION
 As of October 31, 2016

By: Luc
 Date: 10/31/16
 Time: 1:00 PM

Department : (08) State Universities and Colleges (SUCs)
 Agency : (022) Cagayan State University
 Operating Unit :
 Organization Code : 08022000000

- Current Year Appropriations
- Supplemental Appropriations
- Continuing Appropriations
- Off-Budget Account

Particulars	UACS CODE	Physical Targets					Physical Accomplishment					Variance	Remarks
		1 st Quarter	2 nd Quarter	3 rd Quarter	4 th Quarter	Total	1 st Quarter	2 nd Quarter	3 rd Quarter	4 th Quarter	Total		
1	2	3	4	5	6	7	8	9	10	11	12	13	14
Part A I. Operations MFO 1 - Higher Education Services	301000000												
<i>Quantity</i> Total number of graduates in mandated and priority programs			5,000			5,000		6,245					(Includes postbacc & pre-bacc. Summer data not yet included) To be reported on the last quarter of 2016.
<i>Quality</i> Average percentage passing in licensure exams by SUC graduates/national average passing in board programs covered by SUC		120%	120%	120%	120%	120%	124.21%	57.41%	124.24%				(Following the formula given by CHED)
<i>Timeliness</i> % of graduates who finished their academic programs according to the prescribed timeframe			84%			84%		98.33% (6,245/6,351)					Summer data not yet included. To be reported on the last quarter

QUARTERLY PHYSICAL REPORT OF OPERATION

As of October 31, 2016

Department : (08) State Universities and Colleges (SUCs)
 Agency : (022) Cagayan State University
 Operating Unit :
 Organization Code : 080220000000

Current Year Appropriations
 Supplemental Appropriations
 Continuing Appropriations
 Off-Budget Account

Particulars	UACS CODE	Physical Targets					Physical Accomplishment					Variance	Remarks
		1 st Quarter	2 nd Quarter	3 rd Quarter	4 th Quarter	Total	1 st Quarter	2 nd Quarter	3 rd Quarter	4 th Quarter	Total		
1	2	3	4	5	6	7	8	9	10	11	12	13	14
MFO 3- Research Services													
<i>Quantity</i> Number of research studies completed in the last 3 years	303000000	36	39	41	39	155	39	89	25		128		
<i>Quality</i> % of research outputs published in a recognized refereed journal or submitted for patenting/patented		8%	13%	16%	15%	52%	12% (13/109)	39% (43/109)	22.9% (25/109)		74.3% (81/109)		
<i>Timeliness</i> % of research projects conducted or completed within the original project timeframe		10%	13%	14%	13%	50%	36% (39/109)	82% (89/109)	13.8 (15/109)		131.2% (143/109)		

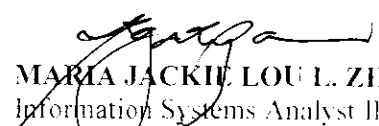
QUARTERLY PHYSICAL REPORT OF OPERATION


As of October 31, 2016


Department : (08) State Universities and Colleges (SUCs)
 Agency : (022) Cagayan State University
 Operating Unit :
 Organization Code : 080220000000

- Current Year Appropriations
- Supplemental Appropriations
- Continuing Appropriations
- Off-Budget Account

Particulars	UACS CODE	Physical Targets					Physical Accomplishment					Variance	Remarks
		1 st Quarter	2 nd Quarter	3 rd Quarter	4 th Quarter	Total	1 st Quarter	2 nd Quarter	3 rd Quarter	4 th Quarter	Total		
1	2	3	4	5	6	7	8	9	10	11	12	13	14
MFO 4-Extension Services	304000000												
<i>Quantity</i> Number of persons trained weighted by length of training		350	500	500	450	1800	979	594.5	500		2073.5		
<i>Quality</i> % of trainees/clients who rated the training courses as good or better		85%	85%	85%	85%	85%	85%	91.09%	90%		89%		
<i>Timeliness</i> % of persons given training or advisory services who rate timeliness of service as good or better		85%	85%	85%	85%	85%	85%	91.09%	90%		89%		

Prepared by:

 MARIA JACKIE LOU L. ZINAMPAN
 Information Systems Analyst II

In coordination with:

 OLIVIA C. LASAM
 Supervising Administrative Officer-UBO

Approved by:

 MARIDEN V. CAUILAN, DPA
 OIC, Office of the University President

QUARTERLY PHYSICAL REPORT OF OPERATION

As of October 31, 2016

Department : (08) State Universities and Colleges (SUCs)
 Agency : (022) Cagayan State University
 Operating Unit :
 Organization Code : 080220000000

- Current Year Appropriations
- Supplemental Appropriations
- Continuing Appropriations
- Off-Budget Account

Particulars	UACS CODE	Physical Targets					Physical Accomplishment					Variance	Remarks
		1 st Quarter	2 nd Quarter	3 rd Quarter	4 th Quarter	Total	1 st Quarter	2 nd Quarter	3 rd Quarter	4 th Quarter	Total		
1	2	3	4	5	6	7	8	9	10	11	12	13	14
MFO 2- Advance Education Services	302000000												
<i>Quantity</i> Total no. of graduates in mandated and priority programs			160			160		203			203		
<i>Quality</i> % of graduates who engaged in employment status improved within 1 year of graduation			96%			96%		100%			100%		
<i>Timeliness</i> % of students who rate timeliness of education delivery/ supervision as good or better			88%			88%		85%	11.3%		96.3%		