




**STATEMENT OF APPROPRIATIONS, ALLOTMENTS, OBLIGATIONS, DISBURSEMENTS AND BALANCES**  
**As of the Quarter Ending December 31, 2014**

Department : SUC  
 Agency : Cagayan State University  
 Operating Unit : \_\_\_\_\_  
 Organization Code (UACS) : 08 022 000000  
 Funding Source Code (as clustered) : 1 01 101 New general Appropriations  
 (e.g. Old Fund Code: 101,102, 151)

Particulars	UACS CODE	Appropriations		Allotments			Obligations	Disbursement	Balances			
		Authorized Appropriation	Adjusted Appropriations	Allotments Received	Adjustments (Withdrawal, Realignment)	ADJUSTED TOTAL ALLOTMENT	AS OF DECEMBER 31, 2014	AS OF DECEMBER 31, 2014	Unobligated Allotment	Unpaid Obligations (15-20) = (23+24)		
										Due and Demandable	Not Yet Due and Demandable	Total
1	2	3	5=(3+4)	6	7	10=[{6+(-)7} -8+9]	15=(11+12+13+14)	20=(16+17+18+19)	22=(10-15)	23	24	25
<b>I. Agency Specific Budget</b>	<b>1 01 101</b>											
<i>General Administration and Support</i>												
General Administration and Supervision	<b>1 00 000000</b>											
PAP	<b>1 00 010000</b>											
PS		58,941,000	58,941,000	58,941,000	2,658,128	61,599,128	61,666,672.67	61,646,832.58	(67,544.67)		19,840.09	19,840.09
MOOE		23,220,000	23,220,000	23,220,000	(2,658,128)	20,561,872	19,456,747.21	19,455,248.21	1,105,124.79	1,499.00		1,499.00
<i>Support to Operations</i>	<b>2 00 000000</b>											
PAP	<b>2 00 010000</b>											
PS		16,000,000	16,000,000	16,000,000	400,926	16,400,926	16,902,496.56	16,902,496.56	(501,570.56)		-	-
MOOE		1,548,000	1,548,000	1,548,000	(400,926)	1,147,074	956,589.38	956,589.38	190,484.62			-
<i>Operations</i>	<b>3 00 000000</b>											
MFO 1 - Higher Education Services	<b>3 01 000000</b>											
PAP	<b>3 01 01 0000</b>											
PS		206,842,209	206,842,209	206,842,209	4,829,344	211,671,553	211,614,422.12	211,559,617.62	57,130.88		54,804.50	54,804.50
MOOE		46,815,000	46,815,000	46,815,000	(4,829,344)	41,985,656	41,926,892.97	41,924,794.05	58,763.03		2,098.92	2,098.92
CO		2,300,000	2,300,000	2,300,000		2,300,000	2,298,633.00	1,468,491.20	1,367.00		830,141.80	830,141.80
MFO 2 - Advance Education Services	<b>3 02 000000</b>											
PAP	<b>3 02 01 0000</b>											
PS		13,980,791	13,980,791	13,980,791	365,459	14,346,250	15,434,933.30	15,434,933.30	(1,088,683.30)			-
MOOE		1,116,000	1,116,000	1,116,000	(365,459)	750,541	470,645.94	470,645.94	279,895.06			-
MFO 3 - Research Services	<b>3 03 000000</b>											
PAP	<b>3 03 01 0000</b>											
PS		1,136,000	1,136,000	1,136,000	1,266,033	2,402,033	933,592.30	933,592.30	1,468,440.70			-
MOOE		7,740,000	7,740,000	7,740,000	(1,266,033)	6,473,967	7,418,112.88	7,418,112.88	(944,145.88)			-
MFO 4 - Extension Services	<b>3 04 000000</b>											
PAP	<b>3 04 01 0000</b>											
PS		150,000	150,000	150,000		150,000	-	-	150,000.00			-
MOOE		3,870,000	3,870,000	3,870,000		3,870,000	2,256,017.58	2,202,017.58	1,613,982.42	54,000.00		54,000.00

**STATEMENT OF APPROPRIATIONS, ALLOTMENTS, OBLIGATIONS, DISBURSEMENTS AND BALANCES**  
As of the Quarter Ending December 31, 2014

Department : SUC  
 Agency : Cagayan State University  
 Operating Unit :  
 Organization Code (UACS) : 08 022 000000  
 Funding Source Code (as clustered) : 1 01 101 New general Appropriations  
 (e.g. Old Fund Code: 101,102, 151)

Particulars	UACS CODE	Appropriations		Allotments			Obligations	Disbursement	Balances			
		Authorized Appropriation	Adjusted Appropriations	Allotments Received	Adjustments (Withdrawal, Realignment)	ADJUSTED TOTAL ALLOTMENT	AS OF DECEMBER 31, 2014	AS OF DECEMBER 31, 2014	Unobligated Allotment	Unpaid Obligations (15-20) = (23+24)		
										Due and Demandable	Not Yet Due and Demandable	Total
1	2	3	5=(3+4)	6	7	10=[(6+(-)7)-8+9]	15=(11+12+13+14)	20=(16+17+18+19)	22=(10-15)	23	24	25
<b>Sub-Total, Agency Specific Budget</b>												
PS		297,050,000	297,050,000	297,050,000	9,519,890	306,569,890	306,552,116.95	306,477,472.36	17,773.05		74,644.59	74,644.59
MOOE		84,309,000	84,309,000	84,309,000	(9,519,890)	74,789,110	72,485,005.96	72,427,408.04	2,304,104.04	55,499.00		55,499.00
CO		2,300,000	2,300,000	2,300,000	-	2,300,000	2,298,633.00	1,468,491.20	1,367.00	-	830,141.80	830,141.80
<b>II. Automatic Appropriations</b>	<b>104102</b>											
<b>RLIP</b>	<b>501030001</b>	28,423,000	28,423,000	28,423,000		28,423,000	26,840,914.84	26,840,914.84	1,582,085.16		-	-
<b>III. Special Purpose Funds</b>												
<b>PS</b>												
Pension Benefits	5010401001	21,079,453	21,079,453	21,079,453		21,079,453	20,945,659.00	19,629,363.50	133,794.00		1,316,295.50	1,316,295.50
PEI	5010499099	3,805,000	3,805,000	3,805,000		3,805,000	3,547,300.00	3,544,300.00	257,700.00	3,000.00		3,000.00
PBB FY 2013	5010499099	7,016,500	7,016,500	7,016,500		7,016,500	7,016,500.00	7,016,500.00	-			-
CO - Special Provision no. 1 of SUCs Approp		34,125,000	34,125,000	34,125,000		34,125,000	25,212,597.77	-	8,912,402.23		25,212,597.77	25,212,597.77
Grand Total		357,373,953	357,373,953	357,373,953		366,893,843	364,902,490.79	363,508,550.70	1,991,352.21	3,000.00	1,390,940.09	1,393,940.09
MOOE		84,309,000	84,309,000	84,309,000		74,789,110	72,485,005.96	72,427,408.04	2,304,104.04	55,499.00	2,098.92	57,597.92
CO		36,425,000	36,425,000	36,425,000		36,425,000	27,511,230.77	1,468,491.20	8,913,769.23	-	26,042,739.57	26,042,739.57
		478,107,953	478,107,953	478,107,953	-	478,107,953	464,898,727.52	437,404,449.94	13,209,225.48	58,499.00	27,435,778.58	27,494,277.58
<b>Certified Correct:</b>	<b>Certified Correct:</b>	<b>Approved By:</b>										
 OLIVIA C. LASAM Budget Officer	 MONALIZA V. GUZMAN Chief Accountant	 ROMEO R. QUILANG University President										