

CAGAYAN STATE UNIVERSITY
University Planning Office
Andrews Campus, Caritan, Sur, Tuguegarao City


Campus Performance Measures for the Fiscal Year 2017
 (Basis for the Ranking of Campuses for the Grant of PBB 2017)

Program/Major Final Outputs	Performance Indicators	University Target Based on GAA 2017	Campus Target <i>(What the Campus can commit to deliver in 2017)</i>								
			Andrews	Aparri	Carig	Gonzaga	Lallo	Lasam	Piat	Sanchez Mira	TOTAL
A. Operations											
1. Higher Education Services	Total number of graduates in mandated and priority programs	5,100	1522	723	1902	269	359	140	444	714	6,072
	Average percentage passing in licensure exams by the SUC graduates over the national average percentage passing across all disciplines covered by SUC	125%	125%	125%	125%	125%	125%	125%	125%	125%	125%
	Percentage of graduates who finished their academic programs according to the prescribed timeframe	85%	85%	85%	85%	85%	85%	85%	85%	85%	85%
	Total number of graduates in mandated and priority programs	165	111	20						42	173

2. <i>Advanced Education Services</i>	Percentage of graduates who engaged in employment or whose employment status improved within one year after graduation	97%	97%	97%	97%	97%	97%	97%	97%	97%	97%
	Percentage of students who rate timeliness of education delivery/supervision as good or better	90%	90%	90%	90%	90%	90%	90%	90%	90%	90%
3. <i>Research Services</i>	Number of research studies completed in the past three years	180	15	10	15	5	10	5	10	10	80
	Percentage of research outputs published in a recognized refereed journal or patented/submitted for patenting	52%	9.24% (11/119)	7.56% (9/119)	9.24% (11/119)	3.36% (4/119)	5.88% (7/119)	3.36% (4/119)	5.88% (7/119)	7.56% (9/119)	52.00% (62/119)
	Percentage of research projects conducted and completed within the original project timeframe	50%	8.45% (17)	7.46% (15)	8.45% (17)	3.48% (7)	4.97% (10)	2.49% (5)	7.46% (15)	7.46% (15)	50.00% (101/201)
4. <i>Extension Services</i>	Number of persons trained weighted by the length of training	1800	1125	900	1125	810	810	630	810	990	7200
	Percentage of trainees who rated the training courses as good or better	85%	87%	87%	87%	87%	87%	87%	87%	87%	87%

	Percentage of persons given training or advisory services who rate timeliness of service delivery as good or better	85%	87%	87%	87%	87%	87%	87%	87%	87%	87%
B. Support to Operations (STO)	Percentage of students and personnel who rate the non-academic services as good or better	89%									
	QMS ISO Certification of at least 1 core process										
C. General Administration and Support Services (GASS)	Budget Utilization Rate (BUR)										
	a) Ratio of total obligations to total releases (Obligations BUR)	100%	100%	100%	100%	100%	100%	100%	100%	100%	100%
	b) Ratio of total disbursements to total release (Disbursement BUR)	100%	100%	100%	100%	100%	100%	100%	100%	100%	100%
	Percentage of financial statements and reports submitted to COA	100%	100%	100%	100%	100%	100%	100%	100%	100%	100%
	Report on Ageing of Cash Advances (cut-off date November 15, 2017)	100%	100%	100%	100%	100%	100%	100%	100%	100%	100%

Approved:




THERESA B. DIMALANTA, Ph.D
CEO CSU Andrews



PERFECTO V. VIVIT, Ph.D
CEO CSU Aparri




ARTHUR G. IBAÑEZ, Ph.D
CEO CSU Carig



FERDINAND P. OLI, Ph.D
CEO CSU Gonzaga



SIMEON R. RABANAL, Ph.D
CEO CSU Lallo



BENJAMIN B. ARAO, Ph.D
CEO CSU Lasam



NARCHAS B. OUANO, Ph.D
CEO CSU Sanchez Mira



VICENTE S. BINASOY, Ph.D
CEO CSU Piat