






Particulars	UACS CODE	Approved Budget			Budget Utilization					Disbursements					Balances		
		Approved Budgeted Revenue	Adjustments (Additions, Reductions, Realignment)	Adjusted Budgeted Revenue	1st Quarter Ending March 31	2nd Quarter Ending June 30	3rd Quarter Ending Sept. 30	4th Quarter Ending Dec. 31	Total	1st Quarter Ending March 31	2nd Quarter Ending June 30	3rd Quarter Ending Sept. 30	4th Quarter Ending Dec. 31	Total	Unutilized Budget	Unpaid Utilizations	
																Due and Demandable / Accounts Payable	Not Yet Due and Demandable
1	2	3	4	5=[3+(-)4]	6	7	8	9	10=(6+7+8+9)	11	12	13	14	15=(11+12+13+14)	16=(5-10)	17	18
Buildings and Other Structures	5021304000	6,565,428.47	(169,883.37)	6,395,545.10	2,015,197.80	2,573,329.28			4,588,527.08	1,294,153.83	1,687,761.98			2,981,915.81	1,807,018.02		1,606,611.27
Buildings	5021304001	68,879.38	89,107.44	157,986.82	124,282.44				124,282.44	74,604.47	1,978.00			76,582.47	33,704.38		47,699.97
School Buildings	5021304002	5,180,169.67	(47,260.95)	5,132,908.72	1,403,306.12	2,189,958.22			3,593,264.34	1,079,732.01	1,161,946.48			2,241,678.49	1,539,644.38		1,351,585.85
Other Structures	5021304099	1,316,379.42	(211,729.86)	1,104,649.56	487,609.24	383,371.06			870,980.30	139,817.35	523,837.50			663,654.85	233,669.26		207,325.45
Repairs and Maintenance - Machinery and Equipment	5021305000	1,313,460.63	60,680.82	1,374,141.45	137,071.88	293,240.82			430,312.70	13,545.00	175,843.82			189,388.82	943,828.75		240,923.88
Office Equipment	5021305002	463,910.00	57,720.07	521,630.07	127,046.88	123,410.00			250,456.88	3,520.00	81,970.00			85,490.00	271,173.19		164,966.88
Information and Communication Technology Equipment	5021305003	549,705.00	(13,723.18)	535,981.82	3,425.00	77,006.82			80,431.82	3,425.00	49,036.82			52,461.82	455,550.00		27,970.00
Communication Equipment	5021305007	11,080.07	(6,965.07)	4,115.00		4,115.00			4,115.00								4,115.00
Construction and Heavy Equipment	5021305008	5,500.00	1,640.00	7,140.00	1,600.00	5,540.00			7,140.00	1,600.00				1,600.00			5,540.00
Medical Equipment	5021305011	159,105.56		159,105.56											159,105.56		
Technical and Scientific Equipment	5021305014	4,160.00	(4,160.00)														
Other Machinery and Equipment	5021305099	120,000.00	26,169.00	146,169.00	5,000.00	83,169.00			88,169.00	5,000.00	44,837.00			49,837.00	58,000.00		38,332.00
Repairs and Maintenance - Transportation Equipment	5021306000	1,577,253.45	(18,020.51)	1,559,232.94	577,552.91	261,285.64			838,838.55	386,930.52	371,878.90			758,809.42	720,394.39		80,029.13
Motor Vehicles	5021306001	1,577,253.45	(18,020.51)	1,559,232.94	577,552.91	261,285.64			838,838.55	386,930.52	371,878.90			758,809.42	720,394.39		80,029.13
Repairs and Maintenance - Furniture and Fixtures	5021307000	20,000.00	20,992.50	40,992.50		20,992.50			20,992.50		20,992.50			20,992.50	20,000.00		
Repairs and Maintenance - Furniture and Fixtures	5021307000	20,000.00	20,992.50	40,992.50		20,992.50			20,992.50		20,992.50			20,992.50	20,000.00		
Repairs and Maintenance - Other Property, Plant and Equipment	5021399000	77,000.00	395.00	77,395.00		77,395.00			77,395.00		77,395.00			77,395.00			
Other Property, Plant and Equipment	5021399099	77,000.00	395.00	77,395.00		77,395.00			77,395.00		77,395.00			77,395.00			
Taxes, Insurance Premiums and Other Fees	5021500000	902,169.54	(8,091.95)	894,077.59	35,706.09	8,247.18			43,953.27	26,329.02	8,247.18			34,576.20	850,124.32		9,377.07
Taxes, Duties and Licenses	5021501000	612,558.60	(10,788.60)	601,770.00	16,770.00	8,247.18			25,017.18	16,770.00	8,247.18			25,017.18	576,752.82		
Taxes, Duties and Licenses	5021501001	612,558.60	(10,788.60)	601,770.00	16,770.00	8,247.18			25,017.18	16,770.00	8,247.18			25,017.18	576,752.82		
Insurance Expenses	5021503000	289,610.94	2,696.65	292,307.59	18,936.09				18,936.09	9,559.02				9,559.02	273,371.50		9,377.07
Insurance Expenses	5021503000	289,610.94	2,696.65	292,307.59	18,936.09				18,936.09	9,559.02				9,559.02	273,371.50		9,377.07
Labor and Wages	5021600000	5,309,183.50	555,979.02	5,865,162.52	2,335,330.37	2,398,962.08			4,734,292.45	2,156,458.46	1,704,091.16			3,860,549.62	1,130,870.07		873,742.83
Labor and Wages	5021601000	5,309,183.50	555,979.02	5,865,162.52	2,335,330.37	2,398,962.08			4,734,292.45	2,156,458.46	1,704,091.16			3,860,549.62	1,130,870.07		873,742.83
Labor and Wages	5021601000	5,309,183.50	555,979.02	5,865,162.52	2,335,330.37	2,398,962.08			4,734,292.45	2,156,458.46	1,704,091.16			3,860,549.62	1,130,870.07		873,742.83
Other Maintenance and Operating Expenses	5029900000	24,583,001.89	(509,698.44)	24,073,303.45	5,630,827.00	9,832,951.81			15,463,778.81	4,858,479.74	6,881,142.57			11,739,622.31	8,609,524.64		3,724,156.50
Advertising Expenses	5029901000	246,032.58	13,437.24	259,469.82	28,667.00	32,579.24			61,246.24	18,452.00	32,828.00			51,280.00	198,223.58		9,966.24
Advertising Expenses	5029901000	246,032.58	13,437.24	259,469.82	28,667.00	32,579.24			61,246.24	18,452.00	32,828.00			51,280.00	198,223.58		9,966.24
Printing and Publication Expenses	5029902000	663,975.00	(4,700.00)	659,275.00	75,421.00	306,550.00			381,971.00	7,013.00	8,220.00			15,233.00	277,304.00		366,738.00
Printing and Publication Expenses	5029902000	663,975.00	(4,700.00)	659,275.00	75,421.00	306,550.00			381,971.00	7,013.00	8,220.00			15,233.00	277,304.00		366,738.00
Representation Expenses	5029903000	6,035,960.21	(224,879.27)	5,811,080.94	1,509,563.39	2,473,229.83			3,982,793.22	1,020,623.89	2,368,813.83			3,389,437.72	1,828,287.72		593,355.50
Representation Expenses	5029903000	6,035,960.21	(224,879.27)	5,811,080.94	1,509,563.39	2,473,229.83			3,982,793.22	1,020,623.89	2,368,813.83			3,389,437.72	1,828,287.72		593,355.50
Transportation and Delivery Expenses	5029904000	49,535.00		49,535.00											49,535.00		
Transportation and Delivery Expenses	5029904000	49,535.00		49,535.00											49,535.00		
Rent/Lease Expenses	5029905000	610,500.00		610,500.00	18,500.00	546,100.00			564,600.00		68,630.00			68,630.00	45,900.00		495,970.00
Rents - Building and Structures	5029905001	477,000.00	18,500.00	495,500.00		472,970.00			472,970.00						22,530.00		472,970.00
Rents - Motor Vehicles	5029905003	133,500.00	(18,500.00)	115,000.00	18,500.00	73,130.00			91,630.00		68,630.00			68,630.00	23,370.00		23,000.00
Membership Dues and Contributions to Organizations	5029906000	920,706.97	263,258.03	1,183,965.00	454,000.00	668,965.00			1,122,965.00	454,000.00	383,050.00			837,050.00	61,000.00		285,915.00
Membership Dues and Contributions to Organizations	5029906000	920,706.97	263,258.03	1,183,965.00	454,000.00	668,965.00			1,122,965.00	454,000.00	383,050.00			837,050.00	61,000.00		285,915.00
Subscription Expenses	5029907000	705,636.01	(27,068.70)	678,567.31	39,257.00	41,145.00			80,402.00	24,930.25	16,162.00			41,092.25	598,165.31		39,309.75
Other Subscription Expenses	5029907099	705,636.01	(27,068.70)	678,567.31	39,257.00	41,145.00			80,402.00	24,930.25	16,162.00			41,092.25	598,165.31		39,309.75

Particulars	UACS CODE	Approved Budget			Budget Utilization					Disbursements					Balances		
		Approved Budgeted Revenue	Adjustments (Additions, Reductions, Realignment)	Adjusted Budgeted Revenue	1st Quarter Ending March 31	2nd Quarter Ending June 30	3rd Quarter Ending Sept. 30	4th Quarter Ending Dec. 31	Total	1st Quarter Ending March 31	2nd Quarter Ending June 30	3rd Quarter Ending Sept. 30	4th Quarter Ending Dec. 31	Total	Unutilized Budget	Unpaid Utilizations	
																Due and Demandable / Accounts Payable	Not Yet Due and Demandable
1	2	3	4	5=[3+(-)4]	6	7	8	9	10=(6+7+8+9)	11	12	13	14	15=(11+12+13+14)	16=(5-10)	17	18
Donations	5029908000	127,000.00	(23,173.65)	103,826.35	51,826.35	52,000.00			103,826.35								103,826.35
Donations	5029908000	127,000.00	(23,173.65)	103,826.35	51,826.35	52,000.00			103,826.35								103,826.35
Other Maintenance and Operating Expenses	5029999000	15,223,656.12	(506,572.09)	14,717,084.03	3,453,592.26	5,712,382.74			9,165,975.00	3,333,460.60	4,003,438.74			7,336,899.34	5,551,109.03		1,829,075.66
Other Maintenance and Operating Expenses	5029999099	15,223,656.12	(506,572.09)	14,717,084.03	3,453,592.26	5,712,382.74			9,165,975.00	3,333,460.60	4,003,438.74			7,336,899.34	5,551,109.03		1,829,075.66
Capital Outlays		147,523,427.80	(65,195.79)	147,458,232.01	10,871,236.75	14,949,387.64			25,820,624.39	10,268,566.50	13,535,694.88			23,804,261.38	121,637,607.62		2,016,363.01
Property, Plant and Equipment Outlay	5060400000	147,462,069.29	(65,195.79)	147,396,873.50	10,871,236.75	14,949,387.64			25,820,624.39	10,268,566.50	13,535,694.88			23,804,261.38	121,576,249.11		2,016,363.01
Land Improvements Outlay	5060402000	10,120,704.14		10,120,704.14											10,120,704.14		
Other Land Improvements	5060402099	10,120,704.14		10,120,704.14											10,120,704.14		
Infrastructure Outlay	5060403000	374,519.24		374,519.24											374,519.24		
Road Networks	5060403001	290,000.00		290,000.00											290,000.00		
Power Supply Systems	5060403005	84,519.24		84,519.24											84,519.24		
Buildings and Other Structures	5060404000	90,575,567.22		90,575,567.22	7,500,000.00	11,568,435.82			19,068,435.82	7,500,000.00	11,289,174.88			18,789,174.88	71,507,131.40		279,260.94
School Buildings	5060404002	77,768,482.25		77,768,482.25	7,500,000.00	11,373,814.88			18,873,814.88	7,500,000.00	11,289,174.88			18,789,174.88	58,894,667.37		84,640.00
Other Structures	5060404099	12,807,084.97		12,807,084.97		194,620.94			194,620.94						12,612,464.03		194,620.94
Machinery and Equipment Outlay	5060405000	27,450,666.93	(65,195.79)	27,385,471.14	3,185,251.00	3,317,951.82			6,503,202.82	2,663,950.50	2,201,520.00			4,865,470.50	20,882,268.32		1,637,732.32
Machinery	5060405001	236,420.00	(67,695.79)	168,724.21											168,724.21		
Office Equipment	5060405002	4,725,456.60		4,725,456.60	521,095.00	478,995.00			1,000,090.00	391,100.00	194,795.00			585,895.00	3,725,366.60		414,195.00
Information and Communication Technology Equipment	5060405003	11,022,468.54	(32,500.00)	10,989,968.54	1,212,553.00	1,743,266.82			2,955,819.82	1,000,047.00	1,078,835.00			2,078,882.00	8,034,148.72		876,937.82
Agricultural and Forestry Equipment	5060405004	15,000.00		15,000.00											15,000.00		
Communication Equipment	5060405007	3,516,509.29	35,000.00	3,551,509.29	236,488.00	505,690.00			742,178.00	171,563.00	231,890.00			403,453.00	2,809,331.29		338,725.00
Military, Police and Security Equipment	5060405010	1,228,000.00		1,228,000.00		525,000.00			525,000.00		525,000.00			525,000.00	703,000.00		
Medical Equipment	5060405011	2,285,740.00		2,285,740.00	200,000.00	17,000.00			217,000.00	200,000.00	17,000.00			217,000.00	2,068,740.00		
Sports Equipment	5060405013	11,110.00		11,110.00											11,110.00		
Technical and Scientific Equipment	5060405014	3,145,005.00		3,145,005.00	852,955.00				852,955.00	845,080.50				845,080.50	2,292,050.00		7,874.50
Other Machinery and Equipment	5060405099	1,264,957.50		1,264,957.50	162,160.00	48,000.00			210,160.00	56,160.00	154,000.00			210,160.00	1,054,797.50		
Transportation Equipment Outlay	5060406000	11,023,529.00		11,023,529.00											11,023,529.00		
Motor Vehicles	5060406001	11,023,529.00		11,023,529.00											11,023,529.00		
Furniture, Fixtures and Books Outlay	5060407000	6,195,497.85	10,000.00	6,205,497.85	167,726.00	63,000.00			230,726.00	104,616.00	45,000.00			149,616.00	5,974,771.85		81,110.00
Furniture and Fixtures	5060407001	2,407,936.66	10,000.00	2,417,936.66	167,726.00	63,000.00			230,726.00	104,616.00	45,000.00			149,616.00	2,187,210.66		81,110.00
Books	5060407002	3,787,561.19		3,787,561.19											3,787,561.19		
Other Property Plant and Equipment Outlay	5060409000	1,721,584.91	(10,000.00)	1,711,584.91	18,259.75				18,259.75						1,693,325.16		18,259.75
Other Property, Plant and Equipment	5060409099	1,721,584.91	(10,000.00)	1,711,584.91	18,259.75				18,259.75						1,693,325.16		18,259.75
Biological Assets Outlay	5060500000	49,993.04		49,993.04											49,993.04		
Bearer Biological Assets Outlay	5060501000	49,993.04		49,993.04											49,993.04		
Breeding Stocks	5060501001	49,993.04		49,993.04											49,993.04		
Intangible Assets Outlay	5060600000	11,365.47		11,365.47											11,365.47		
Computer Software	5060602000	11,365.47		11,365.47											11,365.47		
Computer Software	5060602000	11,365.47		11,365.47											11,365.47		


Certified Correct:

  
Lasam, Olivia


Certified Correct:

  
Guzman, Monaliza

Recommended By:

  
Bassig, Vita

Approved By:

  
Tejada, Urdujah

Agency Budget Officer

Agency Chief Accountant

Director, FMS

\_\_\_\_\_  
Head of Agency or Authorized  
Representative

Date: 28/Jul/2017

Date:

Date: 29/Jul/2017

Date: 29/Jul/2017

*This report was generated using the Unified Reporting System on 31/07/2017 13:28*