

STATEMENT OF APPROPRIATIONS, ALLOTMENTS, OBLIGATIONS, DISBURSEMENTS AND BALANCES

As at the Quarter Ending March 31, 2021

Department : State Universities and Colleges (SUCs)
 Agency/Entity : Cagayan State University
 Operating Unit : < not applicable >
 Organization Code (UACS) : 08 022 0000000
 Fund Cluster : 01 Regular Agency Fund
 (e.g. UACS Fund Cluster: 01-Regular Agency Fund, 02-Foreign Assisted Projects Fund, 03-Special Account-Locally Funded/Domestic Grants Fund, and 04-Special Account-Foreign Assisted/Foreign Grants Fund)

X	Current Year Appropriations
	Supplemental Appropriations
	Continuing Appropriations

Particulars	UACS CODE	Appropriations			Allotments					Current Year Obligations					Current Year Disbursements					Balances			
		Authorized Appropriations	Adjustments (Transfer To/From, Modifications/)	Adjusted Appropriations	Allotments Received	Adjustments (Reductions, Modifications/)	Transfer To	Transfer From	Adjusted Total Allotments	1st Quarter Ending March 31	2nd Quarter Ending June 30	3rd Quarter Ending Sept. 30	4th Quarter Ending Dec. 31	TOTAL	1st Quarter Ending March 31	2nd Quarter Ending June 30	3rd Quarter Ending Sept. 30	4th Quarter Ending Dec. 31	TOTAL	Unreleased Appro	Unobligated Allotments	Unpaid Obligations	
																						Due and Demandable	Not Yet Due and Demandable
1	2	3	4	5=(3+4)	6	7	8	9	10=[(6+(-)7)-8+9]	11	12	13	14	15=(11+12+13+14)	16	17	18	19	20=(16+17+18+19)	21	22	23	24
I. Agency Specific Budget		937,976,000.00	0.00	937,976,000.00	759,731,000.00	0.00	0.00	0.00	759,731,000.00	195,789,973.85	0.00	0.00	0.00	195,789,973.85	141,280,183.90	0.00	0.00	0.00	141,280,183.90	178,245,000.00	563,941,026.15	0.00	54,509,789.95
General Administration and Support	1000000000000000	183,911,000.00	0.00	183,911,000.00	112,858,000.00	0.00	0.00	0.00	112,858,000.00	30,838,510.31	0.00	0.00	0.00	30,838,510.31	30,746,274.11	0.00	0.00	0.00	30,746,274.11	71,053,000.00	82,019,489.69	0.00	92,236.20
General Management and Supervision	100000100001000	109,449,000.00	0.00	109,449,000.00	109,449,000.00	0.00	0.00	0.00	109,449,000.00	30,838,510.31	0.00	0.00	0.00	30,838,510.31	30,746,274.11	0.00	0.00	0.00	30,746,274.11	0.00	78,610,489.69	0.00	92,236.20
PS		82,884,000.00	0.00	82,884,000.00	82,884,000.00	0.00	0.00	0.00	82,884,000.00	22,622,987.58	0.00	0.00	0.00	22,622,987.58	22,622,987.58	0.00	0.00	0.00	22,622,987.58	0.00	60,261,012.42	0.00	0.00
MOOE		26,565,000.00	0.00	26,565,000.00	26,565,000.00	0.00	0.00	0.00	26,565,000.00	8,215,522.73	0.00	0.00	0.00	8,215,522.73	8,123,286.53	0.00	0.00	0.00	8,123,286.53	0.00	18,349,477.27	0.00	92,236.20
Administration of Personnel Benefits	100000100002000	74,462,000.00	0.00	74,462,000.00	3,409,000.00	0.00	0.00	0.00	3,409,000.00	0.00	0.00	0.00	0.00	0.00	0.00	0.00	0.00	0.00	0.00	71,053,000.00	3,409,000.00	0.00	0.00
PS		74,462,000.00	0.00	74,462,000.00	3,409,000.00	0.00	0.00	0.00	3,409,000.00	0.00	0.00	0.00	0.00	0.00	0.00	0.00	0.00	0.00	0.00	71,053,000.00	3,409,000.00	0.00	0.00
Sub-Total, General Administration and Support		183,911,000.00	0.00	183,911,000.00	112,858,000.00	0.00	0.00	0.00	112,858,000.00	30,838,510.31	0.00	0.00	0.00	30,838,510.31	30,746,274.11	0.00	0.00	0.00	30,746,274.11	71,053,000.00	82,019,489.69	0.00	92,236.20
PS		157,346,000.00	0.00	157,346,000.00	86,293,000.00	0.00	0.00	0.00	86,293,000.00	22,622,987.58	0.00	0.00	0.00	22,622,987.58	22,622,987.58	0.00	0.00	0.00	22,622,987.58	71,053,000.00	63,670,012.42	0.00	0.00
MOOE		26,565,000.00	0.00	26,565,000.00	26,565,000.00	0.00	0.00	0.00	26,565,000.00	8,215,522.73	0.00	0.00	0.00	8,215,522.73	8,123,286.53	0.00	0.00	0.00	8,123,286.53	0.00	18,349,477.27	0.00	92,236.20
FinEx (if Applicable)		0.00	0.00	0.00	0.00	0.00	0.00	0.00	0.00	0.00	0.00	0.00	0.00	0.00	0.00	0.00	0.00	0.00	0.00	0.00	0.00	0.00	0.00
CO		0.00	0.00	0.00	0.00	0.00	0.00	0.00	0.00	0.00	0.00	0.00	0.00	0.00	0.00	0.00	0.00	0.00	0.00	0.00	0.00	0.00	0.00
Support to Operations	2000000000000000	25,746,000.00	0.00	25,746,000.00	25,746,000.00	0.00	0.00	0.00	25,746,000.00	4,619,514.91	0.00	0.00	0.00	4,619,514.91	4,601,380.11	0.00	0.00	0.00	4,601,380.11	0.00	21,126,485.09	0.00	18,134.80
Auxiliary Services	200000100001000	25,746,000.00	0.00	25,746,000.00	25,746,000.00	0.00	0.00	0.00	25,746,000.00	4,619,514.91	0.00	0.00	0.00	4,619,514.91	4,601,380.11	0.00	0.00	0.00	4,601,380.11	0.00	21,126,485.09	0.00	18,134.80
PS		23,356,000.00	0.00	23,356,000.00	23,356,000.00	0.00	0.00	0.00	23,356,000.00	4,454,395.98	0.00	0.00	0.00	4,454,395.98	4,454,395.98	0.00	0.00	0.00	4,454,395.98	0.00	18,901,604.02	0.00	0.00
MOOE		2,390,000.00	0.00	2,390,000.00	2,390,000.00	0.00	0.00	0.00	2,390,000.00	165,118.93	0.00	0.00	0.00	165,118.93	146,984.13	0.00	0.00	0.00	146,984.13	0.00	2,224,881.07	0.00	18,134.80
Sub-Total, Support to Operations		25,746,000.00	0.00	25,746,000.00	25,746,000.00	0.00	0.00	0.00	25,746,000.00	4,619,514.91	0.00	0.00	0.00	4,619,514.91	4,601,380.11	0.00	0.00	0.00	4,601,380.11	0.00	21,126,485.09	0.00	18,134.80
PS		23,356,000.00	0.00	23,356,000.00	23,356,000.00	0.00	0.00	0.00	23,356,000.00	4,454,395.98	0.00	0.00	0.00	4,454,395.98	4,454,395.98	0.00	0.00	0.00	4,454,395.98	0.00	18,901,604.02	0.00	0.00
MOOE		2,390,000.00	0.00	2,390,000.00	2,390,000.00	0.00	0.00	0.00	2,390,000.00	165,118.93	0.00	0.00	0.00	165,118.93	146,984.13	0.00	0.00	0.00	146,984.13	0.00	2,224,881.07	0.00	18,134.80
FinEx (if Applicable)		0.00	0.00	0.00	0.00	0.00	0.00	0.00	0.00	0.00	0.00	0.00	0.00	0.00	0.00	0.00	0.00	0.00	0.00	0.00	0.00	0.00	0.00
CO		0.00	0.00	0.00	0.00	0.00	0.00	0.00	0.00	0.00	0.00	0.00	0.00	0.00	0.00	0.00	0.00	0.00	0.00	0.00	0.00	0.00	0.00
Operations	3000000000000000	728,319,000.00	0.00	728,319,000.00	621,127,000.00	0.00	0.00	0.00	621,127,000.00	160,331,948.63	0.00	0.00	0.00	160,331,948.63	105,932,529.68	0.00	0.00	0.00	105,932,529.68	107,192,000.00	460,795,051.37	0.00	54,399,418.95
OO : Relevant and quality tertiary education ensured to achieve inclusive growth and access of poor but deserving students to quality tertiary education increased		649,255,000.00	0.00	649,255,000.00	542,063,000.00	0.00	0.00	0.00	542,063,000.00	128,842,032.69	0.00	0.00	0.00	128,842,032.69	102,214,454.30	0.00	0.00	0.00	102,214,454.30	107,192,000.00	413,220,967.31	0.00	26,627,578.39
HIGHER EDUCATION PROGRAM		649,255,000.00	0.00	649,255,000.00	542,063,000.00	0.00	0.00	0.00	542,063,000.00	128,842,032.69	0.00	0.00	0.00	128,842,032.69	102,214,454.30	0.00	0.00	0.00	102,214,454.30	107,192,000.00	413,220,967.31	0.00	26,627,578.39
Provision of Higher Education Services	310100100002000	512,063,000.00	0.00	512,063,000.00	512,063,000.00	0.00	0.00	0.00	512,063,000.00	102,629,252.76	0.00	0.00	0.00	102,629,252.76	102,214,454.30	0.00	0.00	0.00	102,214,454.30	0.00	409,433,747.24	0.00	414,798.46

Department : State Universities and Colleges (SUCs)
 Agency/Entity : Cagayan State University
 Operating Unit : < not applicable >
 Organization Code (UACS) : 08 022 0000000
 Fund Cluster : 01 Regular Agency Fund

X	Current Year Appropriations
	Supplemental Appropriations
	Continuing Appropriations

(e.g. UACS Fund Cluster: 01-Regular Agency Fund, 02-Foreign Assisted Projects Fund, 03-Special Account-Locally Funded/Domestic Grants Fund, and 04-Special Account-Foreign Assisted/Foreign Grants Fund)

Particulars	UACS CODE	Appropriations			Allotments					Current Year Obligations					Current Year Disbursements					Balances			
		Authorized Appropriations	Adjustments (Transfer To/From, Modifications/)	Adjusted Appropriations	Allotments Received	Adjustments (Reductions, Modifications/)	Transfer To	Transfer From	Adjusted Total Allotments	1st Quarter Ending March 31	2nd Quarter Ending June 30	3rd Quarter Ending Sept. 30	4th Quarter Ending Dec. 31	TOTAL	1st Quarter Ending March 31	2nd Quarter Ending June 30	3rd Quarter Ending Sept. 30	4th Quarter Ending Dec. 31	TOTAL	Unreleased Appro	Unobligated Allotments	Unpaid Obligations	
																						Due and Demandable	Not Yet Due and Demandable
1	2	3	4	5=(3+4)	6	7	8	9	10=[(6+(-)7)-8+9]	11	12	13	14	15=(11+12+13+14)	16	17	18	19	20=(16+17+18+19)	21	22	23	24
PS		462,469,000.00	0.00	462,469,000.00	462,469,000.00	0.00	0.00	0.00	462,469,000.00	92,249,367.27	0.00	0.00	0.00	92,249,367.27	92,249,367.27	0.00	0.00	0.00	92,249,367.27	0.00	370,219,632.73	0.00	0.00
MOOE		49,594,000.00	0.00	49,594,000.00	49,594,000.00	0.00	0.00	0.00	49,594,000.00	10,379,885.49	0.00	0.00	0.00	10,379,885.49	9,965,087.03	0.00	0.00	0.00	9,965,087.03	0.00	39,214,114.51	0.00	414,798.46
Project(s)		137,192,000.00	0.00	137,192,000.00	30,000,000.00	0.00	0.00	0.00	30,000,000.00	26,212,779.93	0.00	0.00	0.00	26,212,779.93	0.00	0.00	0.00	0.00	0.00	107,192,000.00	3,787,220.07	0.00	26,212,779.93
Locally-Funded Project(s)		137,192,000.00	0.00	137,192,000.00	30,000,000.00	0.00	0.00	0.00	30,000,000.00	26,212,779.93	0.00	0.00	0.00	26,212,779.93	0.00	0.00	0.00	0.00	0.00	107,192,000.00	3,787,220.07	0.00	26,212,779.93
Conduct of Activities for Sports and Culture Development	310100200031000	500,000.00	0.00	500,000.00	0.00	0.00	0.00	0.00	0.00	0.00	0.00	0.00	0.00	0.00	0.00	0.00	0.00	0.00	0.00	500,000.00	0.00	0.00	0.00
MOOE		500,000.00	0.00	500,000.00	0.00	0.00	0.00	0.00	0.00	0.00	0.00	0.00	0.00	0.00	0.00	0.00	0.00	0.00	0.00	500,000.00	0.00	0.00	0.00
Construction of Four-Storey Academic Building, Andrews Campus	310100200032000	30,000,000.00	0.00	30,000,000.00	30,000,000.00	0.00	0.00	0.00	30,000,000.00	26,212,779.93	0.00	0.00	0.00	26,212,779.93	0.00	0.00	0.00	0.00	0.00	0.00	3,787,220.07	0.00	26,212,779.93
CO		30,000,000.00	0.00	30,000,000.00	30,000,000.00	0.00	0.00	0.00	30,000,000.00	26,212,779.93	0.00	0.00	0.00	26,212,779.93	0.00	0.00	0.00	0.00	0.00	0.00	3,787,220.07	0.00	26,212,779.93
ICT Connection and Other Equipment	310100200033000	500,000.00	0.00	500,000.00	0.00	0.00	0.00	0.00	0.00	0.00	0.00	0.00	0.00	0.00	0.00	0.00	0.00	0.00	0.00	500,000.00	0.00	0.00	0.00
MOOE		500,000.00	0.00	500,000.00	0.00	0.00	0.00	0.00	0.00	0.00	0.00	0.00	0.00	0.00	0.00	0.00	0.00	0.00	0.00	500,000.00	0.00	0.00	0.00
Repair and Renovation of Academic Buildings and Facilities	310100200034000	15,000,000.00	0.00	15,000,000.00	0.00	0.00	0.00	0.00	0.00	0.00	0.00	0.00	0.00	0.00	0.00	0.00	0.00	0.00	0.00	15,000,000.00	0.00	0.00	0.00
MOOE		15,000,000.00	0.00	15,000,000.00	0.00	0.00	0.00	0.00	0.00	0.00	0.00	0.00	0.00	0.00	0.00	0.00	0.00	0.00	0.00	15,000,000.00	0.00	0.00	0.00
Funding for the Increase in Carrying Capacity of the College of Medicine	310100200035000	91,192,000.00	0.00	91,192,000.00	0.00	0.00	0.00	0.00	0.00	0.00	0.00	0.00	0.00	0.00	0.00	0.00	0.00	0.00	0.00	91,192,000.00	0.00	0.00	0.00
PS		25,192,000.00	0.00	25,192,000.00	0.00	0.00	0.00	0.00	0.00	0.00	0.00	0.00	0.00	0.00	0.00	0.00	0.00	0.00	0.00	25,192,000.00	0.00	0.00	0.00
MOOE		6,000,000.00	0.00	6,000,000.00	0.00	0.00	0.00	0.00	0.00	0.00	0.00	0.00	0.00	0.00	0.00	0.00	0.00	0.00	0.00	6,000,000.00	0.00	0.00	0.00
CO		60,000,000.00	0.00	60,000,000.00	0.00	0.00	0.00	0.00	0.00	0.00	0.00	0.00	0.00	0.00	0.00	0.00	0.00	0.00	0.00	60,000,000.00	0.00	0.00	0.00
OO : Higher education research improved to promote economic productivity and innovation		72,481,000.00	0.00	72,481,000.00	72,481,000.00	0.00	0.00	0.00	72,481,000.00	30,411,475.75	0.00	0.00	0.00	30,411,475.75	3,067,184.05	0.00	0.00	0.00	3,067,184.05	0.00	42,069,524.25	0.00	27,344,291.70
ADVANCED EDUCATION PROGRAM		23,989,000.00	0.00	23,989,000.00	23,989,000.00	0.00	0.00	0.00	23,989,000.00	1,975,618.04	0.00	0.00	0.00	1,975,618.04	1,900,715.96	0.00	0.00	0.00	1,900,715.96	0.00	22,013,381.96	0.00	74,902.08
Provision of Advanced Education Services	320100100001000	23,989,000.00	0.00	23,989,000.00	23,989,000.00	0.00	0.00	0.00	23,989,000.00	1,975,618.04	0.00	0.00	0.00	1,975,618.04	1,900,715.96	0.00	0.00	0.00	1,900,715.96	0.00	22,013,381.96	0.00	74,902.08
PS		23,063,000.00	0.00	23,063,000.00	23,063,000.00	0.00	0.00	0.00	23,063,000.00	1,895,778.63	0.00	0.00	0.00	1,895,778.63	1,895,778.63	0.00	0.00	0.00	1,895,778.63	0.00	21,167,221.37	0.00	0.00
MOOE		926,000.00	0.00	926,000.00	926,000.00	0.00	0.00	0.00	926,000.00	79,839.41	0.00	0.00	0.00	79,839.41	4,937.33	0.00	0.00	0.00	4,937.33	0.00	846,160.59	0.00	74,902.08
RESEARCH PROGRAM		48,492,000.00	0.00	48,492,000.00	48,492,000.00	0.00	0.00	0.00	48,492,000.00	28,435,857.71	0.00	0.00	0.00	28,435,857.71	1,166,468.09	0.00	0.00	0.00	1,166,468.09	0.00	20,056,142.29	0.00	27,269,389.62
Conduct of Research Services	320200100001000	10,866,000.00	0.00	10,866,000.00	10,866,000.00	0.00	0.00	0.00	10,866,000.00	576,340.82	0.00	0.00	0.00	576,340.82	571,340.82	0.00	0.00	0.00	571,340.82	0.00	10,289,659.18	0.00	5,000.00
PS		1,166,000.00	0.00	1,166,000.00	1,166,000.00	0.00	0.00	0.00	1,166,000.00	331,437.63	0.00	0.00	0.00	331,437.63	331,437.63	0.00	0.00	0.00	331,437.63	0.00	834,562.37	0.00	0.00
MOOE		9,700,000.00	0.00	9,700,000.00	9,700,000.00	0.00	0.00	0.00	9,700,000.00	244,903.19	0.00	0.00	0.00	244,903.19	239,903.19	0.00	0.00	0.00	239,903.19	0.00	9,455,096.81	0.00	5,000.00
Project(s)		37,626,000.00	0.00	37,626,000.00	37,626,000.00	0.00	0.00	0.00	37,626,000.00	27,859,516.89	0.00	0.00	0.00	27,859,516.89	595,127.27	0.00	0.00	0.00	595,127.27	0.00	9,766,483.11	0.00	27,264,389.62
Locally-Funded Project(s)		37,626,000.00	0.00	37,626,000.00	37,626,000.00	0.00	0.00	0.00	37,626,000.00	27,859,516.89	0.00	0.00	0.00	27,859,516.89	595,127.27	0.00	0.00	0.00	595,127.27	0.00	9,766,483.11	0.00	27,264,389.62
Natural Product Research and Innovation Center (NPRIC)	320200200002000	5,092,000.00	0.00	5,092,000.00	5,092,000.00	0.00	0.00	0.00	5,092,000.00	596,027.27	0.00	0.00	0.00	596,027.27	595,127.27	0.00	0.00	0.00	595,127.27	0.00	4,495,972.73	0.00	900.00

Department : State Universities and Colleges (SUCs)
 Agency/Entity : Cagayan State University
 Operating Unit : < not applicable >
 Organization Code (UACS) : 08 022 0000000
 Fund Cluster : 01 Regular Agency Fund

X	Current Year Appropriations
	Supplemental Appropriations
	Continuing Appropriations

(e.g. UACS Fund Cluster: 01-Regular Agency Fund, 02-Foreign Assisted Projects Fund, 03-Special Account-Locally Funded/Domestic Grants Fund, and 04-Special Account-Foreign Assisted/Foreign Grants Fund)

Particulars	UACS CODE	Appropriations			Allotments					Current Year Obligations					Current Year Disbursements					Balances			
		Authorized Appropriations	Adjustments (Transfer To/From, Modifications/)	Adjusted Appropriations	Allotments Received	Adjustments (Reductions, Modifications/)	Transfer To	Transfer From	Adjusted Total Allotments	1st Quarter Ending March 31	2nd Quarter Ending June 30	3rd Quarter Ending Sept. 30	4th Quarter Ending Dec. 31	TOTAL	1st Quarter Ending March 31	2nd Quarter Ending June 30	3rd Quarter Ending Sept. 30	4th Quarter Ending Dec. 31	TOTAL	Unreleased Appro	Unobligated Allotments	Unpaid Obligations	
																						Due and Demandable	Not Yet Due and Demandable
1	2	3	4	5=(3+4)	6	7	8	9	10=[(6+(-)7)-8+9]	11	12	13	14	15=(11+12+13+14)	16	17	18	19	20=(16+17+18+19)	21	22	23	24
MOOE		5,092,000.00	0.00	5,092,000.00	5,092,000.00	0.00	0.00	0.00	5,092,000.00	596,027.27	0.00	0.00	0.00	596,027.27	595,127.27	0.00	0.00	0.00	595,127.27	0.00	4,495,972.73	0.00	900.00
Construction of PMO and Tissue Culture Laboratory for Mangrove and Bamboo Research and Innovation Center, Gonzaga Campus	320200200011000	32,534,000.00	0.00	32,534,000.00	32,534,000.00	0.00	0.00	0.00	32,534,000.00	27,263,489.62	0.00	0.00	0.00	27,263,489.62	0.00	0.00	0.00	0.00	0.00	0.00	5,270,510.38	0.00	27,263,489.62
CO		32,534,000.00	0.00	32,534,000.00	32,534,000.00	0.00	0.00	0.00	32,534,000.00	27,263,489.62	0.00	0.00	0.00	27,263,489.62	0.00	0.00	0.00	0.00	0.00	0.00	5,270,510.38	0.00	27,263,489.62
OO : Community engagement increased		6,583,000.00	0.00	6,583,000.00	6,583,000.00	0.00	0.00	0.00	6,583,000.00	1,078,440.19	0.00	0.00	0.00	1,078,440.19	650,891.33	0.00	0.00	0.00	650,891.33	0.00	5,504,559.81	0.00	427,548.86
TECHNICAL ADVISORY EXTENSION PROGRAM		6,583,000.00	0.00	6,583,000.00	6,583,000.00	0.00	0.00	0.00	6,583,000.00	1,078,440.19	0.00	0.00	0.00	1,078,440.19	650,891.33	0.00	0.00	0.00	650,891.33	0.00	5,504,559.81	0.00	427,548.86
Provision of Extension Services	330100100001000	3,571,000.00	0.00	3,571,000.00	3,571,000.00	0.00	0.00	0.00	3,571,000.00	1,005,154.25	0.00	0.00	0.00	1,005,154.25	636,685.39	0.00	0.00	0.00	636,685.39	0.00	2,565,845.75	0.00	368,468.86
MOOE		3,571,000.00	0.00	3,571,000.00	3,571,000.00	0.00	0.00	0.00	3,571,000.00	1,005,154.25	0.00	0.00	0.00	1,005,154.25	636,685.39	0.00	0.00	0.00	636,685.39	0.00	2,565,845.75	0.00	368,468.86
Project(s)		3,012,000.00	0.00	3,012,000.00	3,012,000.00	0.00	0.00	0.00	3,012,000.00	73,285.94	0.00	0.00	0.00	73,285.94	14,205.94	0.00	0.00	0.00	14,205.94	0.00	2,938,714.06	0.00	59,080.00
Locally-Funded Project(s)		3,012,000.00	0.00	3,012,000.00	3,012,000.00	0.00	0.00	0.00	3,012,000.00	73,285.94	0.00	0.00	0.00	73,285.94	14,205.94	0.00	0.00	0.00	14,205.94	0.00	2,938,714.06	0.00	59,080.00
Implementation of Technical and Vocational Education and Training (TVET) Program	330100200001000	3,012,000.00	0.00	3,012,000.00	3,012,000.00	0.00	0.00	0.00	3,012,000.00	73,285.94	0.00	0.00	0.00	73,285.94	14,205.94	0.00	0.00	0.00	14,205.94	0.00	2,938,714.06	0.00	59,080.00
MOOE		3,012,000.00	0.00	3,012,000.00	3,012,000.00	0.00	0.00	0.00	3,012,000.00	73,285.94	0.00	0.00	0.00	73,285.94	14,205.94	0.00	0.00	0.00	14,205.94	0.00	2,938,714.06	0.00	59,080.00
Sub-Total, Operations		728,319,000.00	0.00	728,319,000.00	621,127,000.00	0.00	0.00	0.00	621,127,000.00	160,331,948.63	0.00	0.00	0.00	160,331,948.63	105,932,529.68	0.00	0.00	0.00	105,932,529.68	107,192,000.00	460,795,051.37	0.00	54,399,418.95
PS		511,890,000.00	0.00	511,890,000.00	486,698,000.00	0.00	0.00	0.00	486,698,000.00	94,476,583.53	0.00	0.00	0.00	94,476,583.53	94,476,583.53	0.00	0.00	0.00	94,476,583.53	25,192,000.00	392,221,416.47	0.00	0.00
MOOE		93,895,000.00	0.00	93,895,000.00	71,895,000.00	0.00	0.00	0.00	71,895,000.00	12,379,095.55	0.00	0.00	0.00	12,379,095.55	11,455,946.15	0.00	0.00	0.00	11,455,946.15	22,000,000.00	59,515,904.45	0.00	923,149.40
FinEx (if Applicable)		0.00	0.00	0.00	0.00	0.00	0.00	0.00	0.00	0.00	0.00	0.00	0.00	0.00	0.00	0.00	0.00	0.00	0.00	0.00	0.00	0.00	0.00
CO		122,534,000.00	0.00	122,534,000.00	62,534,000.00	0.00	0.00	0.00	62,534,000.00	53,476,269.55	0.00	0.00	0.00	53,476,269.55	0.00	0.00	0.00	0.00	0.00	60,000,000.00	9,057,730.45	0.00	53,476,269.55
Sub-Total, I. Agency Specific Budget		937,976,000.00	0.00	937,976,000.00	759,731,000.00	0.00	0.00	0.00	759,731,000.00	195,789,973.85	0.00	0.00	0.00	195,789,973.85	141,280,183.90	0.00	0.00	0.00	141,280,183.90	178,245,000.00	563,941,026.15	0.00	54,509,789.95
PS		692,592,000.00	0.00	692,592,000.00	596,347,000.00	0.00	0.00	0.00	596,347,000.00	121,553,967.09	0.00	0.00	0.00	121,553,967.09	121,553,967.09	0.00	0.00	0.00	121,553,967.09	96,245,000.00	474,793,032.91	0.00	0.00
MOOE		122,850,000.00	0.00	122,850,000.00	100,850,000.00	0.00	0.00	0.00	100,850,000.00	20,759,737.21	0.00	0.00	0.00	20,759,737.21	19,726,216.81	0.00	0.00	0.00	19,726,216.81	22,000,000.00	80,090,262.79	0.00	1,033,520.40
FinEx (if Applicable)		0.00	0.00	0.00	0.00	0.00	0.00	0.00	0.00	0.00	0.00	0.00	0.00	0.00	0.00	0.00	0.00	0.00	0.00	0.00	0.00	0.00	0.00
CO		122,534,000.00	0.00	122,534,000.00	62,534,000.00	0.00	0.00	0.00	62,534,000.00	53,476,269.55	0.00	0.00	0.00	53,476,269.55	0.00	0.00	0.00	0.00	0.00	60,000,000.00	9,057,730.45	0.00	53,476,269.55
II. Automatic Appropriations		54,758,000.00	0.00	54,758,000.00	54,758,000.00	0.00	0.00	0.00	54,758,000.00	11,807,649.40	0.00	0.00	0.00	11,807,649.40	11,807,649.40	0.00	0.00	0.00	11,807,649.40	0.00	42,950,350.60	0.00	0.00
Specific Budgets of National Government Agencies		54,758,000.00	0.00	54,758,000.00	54,758,000.00	0.00	0.00	0.00	54,758,000.00	11,807,649.40	0.00	0.00	0.00	11,807,649.40	11,807,649.40	0.00	0.00	0.00	11,807,649.40	0.00	42,950,350.60	0.00	0.00
Retirement and Life Insurance Premiums		54,758,000.00	0.00	54,758,000.00	54,758,000.00	0.00	0.00	0.00	54,758,000.00	11,807,649.40	0.00	0.00	0.00	11,807,649.40	11,807,649.40	0.00	0.00	0.00	11,807,649.40	0.00	42,950,350.60	0.00	0.00
PS		54,758,000.00	0.00	54,758,000.00	54,758,000.00	0.00	0.00	0.00	54,758,000.00	11,807,649.40	0.00	0.00	0.00	11,807,649.40	11,807,649.40	0.00	0.00	0.00	11,807,649.40	0.00	42,950,350.60	0.00	0.00
Sub-total II. Automatic Appropriations		54,758,000.00	0.00	54,758,000.00	54,758,000.00	0.00	0.00	0.00	54,758,000.00	11,807,649.40	0.00	0.00	0.00	11,807,649.40	11,807,649.40	0.00	0.00	0.00	11,807,649.40	0.00	42,950,350.60	0.00	0.00
PS		54,758,000.00	0.00	54,758,000.00	54,758,000.00	0.00	0.00	0.00	54,758,000.00	11,807,649.40	0.00	0.00	0.00	11,807,649.40	11,807,649.40	0.00	0.00	0.00	11,807,649.40	0.00	42,950,350.60	0.00	0.00
MOOE		0.00	0.00	0.00	0.00	0.00	0.00	0.00	0.00	0.00	0.00	0.00	0.00	0.00	0.00	0.00	0.00	0.00	0.00	0.00	0.00	0.00	0.00
FinEx		0.00	0.00	0.00	0.00	0.00	0.00	0.00	0.00	0.00	0.00	0.00	0.00	0.00	0.00	0.00	0.00	0.00	0.00	0.00	0.00	0.00	0.00
CO		0.00	0.00	0.00	0.00	0.00	0.00	0.00	0.00	0.00	0.00	0.00	0.00	0.00	0.00	0.00	0.00	0.00	0.00	0.00	0.00	0.00	0.00

Department : State Universities and Colleges (SUCs)
 Agency/Entity : Cagayan State University
 Operating Unit : < not applicable >
 Organization Code (UACS) : 08 022 0000000
 Fund Cluster : 01 Regular Agency Fund

X	Current Year Appropriations
	Supplemental Appropriations
	Continuing Appropriations


(e.g. UACS Fund Cluster: 01-Regular Agency Fund, 02-Foreign Assisted Projects Fund, 03-Special Account-Locally Funded/Domestic Grants Fund, and 04-Special Account-Foreign Assisted/Foreign Grants Fund)


Particulars	UACS CODE	Appropriations			Allotments					Current Year Obligations					Current Year Disbursements					Balances			
		Authorized Appropriations	Adjustments (Transfer To/From, Modifications/)	Adjusted Appropriations	Allotments Received	Adjustments (Reductions, Modifications/)	Transfer To	Transfer From	Adjusted Total Allotments	1st Quarter Ending March 31	2nd Quarter Ending June 30	3rd Quarter Ending Sept. 30	4th Quarter Ending Dec. 31	TOTAL	1st Quarter Ending March 31	2nd Quarter Ending June 30	3rd Quarter Ending Sept. 30	4th Quarter Ending Dec. 31	TOTAL	Unreleased Appro	Unobligated Allotments	Unpaid Obligations	
																						Due and Demandable	Not Yet Due and Demandable
1	2	3	4	5=(3+4)	6	7	8	9	10=[(6+(-)7)-8+9]	11	12	13	14	15=(11+12+13+14)	16	17	18	19	20=(16+17+18+19)	21	22	23	24
IV. Reversion of the Unobligated Allotments charged against R.A. Nos. 11465 and 11494		0.00	0.00	0.00	0.00	0.00	0.00	0.00	0.00	0.00	0.00	0.00	0.00	0.00	0.00	0.00	0.00	0.00	0.00	0.00	0.00	0.00	0.00


GRAND TOTAL		992,734,000.00	0.00	992,734,000.00	814,489,000.00	0.00	0.00	0.00	814,489,000.00	207,597,623.25	0.00	0.00	0.00	207,597,623.25	153,087,833.30	0.00	0.00	0.00	153,087,833.30	178,245,000.00	606,891,376.75	0.00	54,509,789.95
PS		747,350,000.00	0.00	747,350,000.00	651,105,000.00	0.00	0.00	0.00	651,105,000.00	133,361,616.49	0.00	0.00	0.00	133,361,616.49	133,361,616.49	0.00	0.00	0.00	133,361,616.49	96,245,000.00	517,743,383.51	0.00	0.00
MOOE		122,850,000.00	0.00	122,850,000.00	100,850,000.00	0.00	0.00	0.00	100,850,000.00	20,759,737.21	0.00	0.00	0.00	20,759,737.21	19,726,216.81	0.00	0.00	0.00	19,726,216.81	22,000,000.00	80,090,262.79	0.00	1,033,520.40
CO		122,534,000.00	0.00	122,534,000.00	62,534,000.00	0.00	0.00	0.00	62,534,000.00	53,476,269.55	0.00	0.00	0.00	53,476,269.55	0.00	0.00	0.00	0.00	0.00	60,000,000.00	9,057,730.45	0.00	53,476,269.55


Recapitulation by OO:

I. Agency Specific Budget		728,319,000.00	0.00	728,319,000.00	621,127,000.00	0.00	0.00	0.00	621,127,000.00	160,331,948.63	0.00	0.00	0.00	160,331,948.63	105,932,529.68	0.00	0.00	0.00	105,932,529.68	107,192,000.00	460,795,051.37	0.00	54,399,418.95
HIGHER EDUCATION PROGRAM		649,255,000.00	0.00	649,255,000.00	542,063,000.00	0.00	0.00	0.00	542,063,000.00	128,842,032.69	0.00	0.00	0.00	128,842,032.69	102,214,454.30	0.00	0.00	0.00	102,214,454.30	107,192,000.00	413,220,967.31	0.00	26,627,578.39
ADVANCED EDUCATION PROGRAM		23,989,000.00	0.00	23,989,000.00	23,989,000.00	0.00	0.00	0.00	23,989,000.00	1,975,618.04	0.00	0.00	0.00	1,975,618.04	1,900,715.96	0.00	0.00	0.00	1,900,715.96	0.00	22,013,381.96	0.00	74,902.08
RESEARCH PROGRAM		48,492,000.00	0.00	48,492,000.00	48,492,000.00	0.00	0.00	0.00	48,492,000.00	28,435,857.71	0.00	0.00	0.00	28,435,857.71	1,166,468.09	0.00	0.00	0.00	1,166,468.09	0.00	20,056,142.29	0.00	27,269,389.62
TECHNICAL ADVISORY EXTENSION PROGRAM		6,583,000.00	0.00	6,583,000.00	6,583,000.00	0.00	0.00	0.00	6,583,000.00	1,078,440.19	0.00	0.00	0.00	1,078,440.19	650,891.33	0.00	0.00	0.00	650,891.33	0.00	5,504,559.81	0.00	427,548.86

Prepared by:

 OLIVIA C. LASAM
 SAO-UBO
 Date:


 MA. REMEDIOS E. TANGONAN
 University Accountant
 Date:

Reviewed by:

 EMERITA P. GERON
 Chief AO-Finance
 Date:

Approved by:

 URDUJAH G. ALVARADO
 University President
 Date: