

MONTHLY REPORT OF DISBURSEMENTS  
For the month of February 2021


Department State Universities and Colleges (SUCs)  
Agency/Entity Cagayan State University  
Operating Unit < not applicable >  
Organization Code (UACS) 08 022 0000000  
Fund Cluster 01 Regular Agency Fund


Particulars	Current Year Budget					Prior Year's Budget											SUB-TOTAL	Trust Liabilities				Grand Total					Remarks		
	PS	MOOE	FinEx	CO	TOTAL	Prior Year's Accounts Payable					Current Year's Accounts Payable					TOTAL		PS	MOOE	CO	TOTAL	PS	MOOE	FinEx	CO	TOTAL			
						PS	MOOE	FinEx	CO	Sub-Total	PS	MOOE	FinEx	CO	Sub-Total													PS	MOOE
1	2	3	4	5	6=(2+3+4+5)	7	8	9	10	11=(7+8+9+10)	12	13	14	15	16=(12+13+14+15)	17=(11+16)	18=(6+17)	19	20	21	22=(19+20+21)	23	24	25	26	27=(23+24+25+26)	28		
CASH DISBURSEMENTS	40,230,116.27	4,463,445.25	0.00	0.00	44,693,561.52	0.00	0.00	0.00	0.00	0.00	0.00	0.00	0.00	0.00	0.00	0.00	44,693,561.52	0.00	0.00	0.00	0.00	40,230,116.27	4,463,445.25	0.00	0.00	44,693,561.52			
Notice of Cash Allocation (NCA)	40,230,116.27	4,463,445.25	0.00	0.00	44,693,561.52	0.00	0.00	0.00	0.00	0.00	0.00	0.00	0.00	0.00	0.00	0.00	44,693,561.52	0.00	0.00	0.00	0.00	40,230,116.27	4,463,445.25	0.00	0.00	44,693,561.52			
MDS Checks Issued	4,061,406.95	576,347.82	0.00	0.00	4,637,754.77	0.00	0.00	0.00	0.00	0.00	0.00	0.00	0.00	0.00	0.00	0.00	4,637,754.77	0.00	0.00	0.00	0.00	4,061,406.95	576,347.82	0.00	0.00	4,637,754.77			
Advice to Debit Account	36,168,709.32	3,887,097.43	0.00	0.00	40,055,806.75	0.00	0.00	0.00	0.00	0.00	0.00	0.00	0.00	0.00	0.00	0.00	40,055,806.75	0.00	0.00	0.00	0.00	36,168,709.32	3,887,097.43	0.00	0.00	40,055,806.75			
Notice of Transfer Allocations (NTA)	0.00	0.00	0.00	0.00	0.00	0.00	0.00	0.00	0.00	0.00	0.00	0.00	0.00	0.00	0.00	0.00	0.00	0.00	0.00	0.00	0.00	0.00	0.00	0.00	0.00	0.00	0.00		
MDS Checks Issued	0.00	0.00	0.00	0.00	0.00	0.00	0.00	0.00	0.00	0.00	0.00	0.00	0.00	0.00	0.00	0.00	0.00	0.00	0.00	0.00	0.00	0.00	0.00	0.00	0.00	0.00	0.00	0.00	
Advice to Debit Account	0.00	0.00	0.00	0.00	0.00	0.00	0.00	0.00	0.00	0.00	0.00	0.00	0.00	0.00	0.00	0.00	0.00	0.00	0.00	0.00	0.00	0.00	0.00	0.00	0.00	0.00	0.00	0.00	
Working Fund for FAPs	0.00	0.00	0.00	0.00	0.00	0.00	0.00	0.00	0.00	0.00	0.00	0.00	0.00	0.00	0.00	0.00	0.00	0.00	0.00	0.00	0.00	0.00	0.00	0.00	0.00	0.00	0.00	0.00	
Cash Disbursement Ceiling (CDC)	0.00	0.00	0.00	0.00	0.00	0.00	0.00	0.00	0.00	0.00	0.00	0.00	0.00	0.00	0.00	0.00	0.00	0.00	0.00	0.00	0.00	0.00	0.00	0.00	0.00	0.00	0.00	0.00	
TOTAL CASH DISBURSEMENTS	40,230,116.27	4,463,445.25	0.00	0.00	44,693,561.52	0.00	0.00	0.00	0.00	0.00	0.00	0.00	0.00	0.00	0.00	0.00	44,693,561.52	0.00	0.00	0.00	0.00	40,230,116.27	4,463,445.25	0.00	0.00	44,693,561.52			
NON-CASH DISBURSEMENTS	3,411,440.85	187,634.20	0.00	0.00	3,599,075.05	0.00	0.00	0.00	0.00	0.00	0.00	0.00	0.00	0.00	0.00	0.00	3,599,075.05	0.00	0.00	0.00	0.00	3,411,440.85	187,634.20	0.00	0.00	3,599,075.05			
Tax Remittance Advices Issued (TRA)	3,411,440.85	187,634.20	0.00	0.00	3,599,075.05	0.00	0.00	0.00	0.00	0.00	0.00	0.00	0.00	0.00	0.00	0.00	3,599,075.05	0.00	0.00	0.00	0.00	3,411,440.85	187,634.20	0.00	0.00	3,599,075.05			
Non-Cash Availment Authority (NCAA)	0.00	0.00	0.00	0.00	0.00	0.00	0.00	0.00	0.00	0.00	0.00	0.00	0.00	0.00	0.00	0.00	0.00	0.00	0.00	0.00	0.00	0.00	0.00	0.00	0.00	0.00	0.00	0.00	
Disbursements effected through outright deductions from claims (please specify...)	0.00	0.00	0.00	0.00	0.00	0.00	0.00	0.00	0.00	0.00	0.00	0.00	0.00	0.00	0.00	0.00	0.00	0.00	0.00	0.00	0.00	0.00	0.00	0.00	0.00	0.00	0.00	0.00	
Overpayment of expenses(e.g. personnel benefits)	0.00	0.00	0.00	0.00	0.00	0.00	0.00	0.00	0.00	0.00	0.00	0.00	0.00	0.00	0.00	0.00	0.00	0.00	0.00	0.00	0.00	0.00	0.00	0.00	0.00	0.00	0.00	0.00	
Restitution for loss of government property	0.00	0.00	0.00	0.00	0.00	0.00	0.00	0.00	0.00	0.00	0.00	0.00	0.00	0.00	0.00	0.00	0.00	0.00	0.00	0.00	0.00	0.00	0.00	0.00	0.00	0.00	0.00	0.00	
Liquidated damages and similar claims	0.00	0.00	0.00	0.00	0.00	0.00	0.00	0.00	0.00	0.00	0.00	0.00	0.00	0.00	0.00	0.00	0.00	0.00	0.00	0.00	0.00	0.00	0.00	0.00	0.00	0.00	0.00	0.00	
Others(TEF, BTR-Documentary Stamp Tax, etc.)	0.00	0.00	0.00	0.00	0.00	0.00	0.00	0.00	0.00	0.00	0.00	0.00	0.00	0.00	0.00	0.00	0.00	0.00	0.00	0.00	0.00	0.00	0.00	0.00	0.00	0.00	0.00	0.00	
TOTAL NON-CASH DISBURSEMENTS	3,411,440.85	187,634.20	0.00	0.00	3,599,075.05	0.00	0.00	0.00	0.00	0.00	0.00	0.00	0.00	0.00	0.00	0.00	3,599,075.05	0.00	0.00	0.00	0.00	3,411,440.85	187,634.20	0.00	0.00	3,599,075.05			
GRAND TOTAL	43,641,557.12	4,651,079.45	0.00	0.00	48,292,636.57	0.00	0.00	0.00	0.00	0.00	0.00	0.00	0.00	0.00	0.00	0.00	48,292,636.57	0.00	0.00	0.00	0.00	43,641,557.12	4,651,079.45	0.00	0.00	48,292,636.57			


SUMMARY

Particulars	Previous Report	This Month	As at Date
(1)	(2)	(3)	(4)
Total Disbursement Authorities Received	61,878,840.79	81,830,172.77	143,709,013.56
NCA	58,454,000.00	67,365,000.00	125,819,000.00
NTA	0.00	0.00	0.00
Working Fund	0.00	10,866,097.72	10,866,097.72
TRA	3,424,840.79	3,599,075.05	7,023,915.84
CDC	0.00	0.00	0.00
NCAA	0.00	0.00	0.00
Less: Notice of Transfer of Allocations (NTA)* issued	0.00	0.00	0.00
Total Disbursement Authorities Available	61,878,840.79	81,830,172.77	143,709,013.56
Less:	0.00	0.00	0.00
Lapsed NCA	0.00	0.00	0.00
Disbursements	0.00	48,292,636.57	48,292,636.57
Less: Other Non-Cash Disbursements	0.00	0.00	0.00
Disbursements effected through outright deductions from claims	0.00	0.00	0.00
Overpayment of expenses(e.g. personnel benefits)	0.00	0.00	0.00
Restitution for loss of government property	0.00	0.00	0.00
Liquidated damages and similar claims	0.00	0.00	0.00
Others (e.g. TEF, BTR, Docs Stamp, etc.)	0.00	0.00	0.00
Add/Less: Adjustments (e.g. cancelled/staled checks)	0.00	0.00	0.00
Balance of Disbursement Authorities as at date	61,878,840.79	33,537,536.20	95,416,376.99
Total Disbursements Program	56,323,000.00	65,509,000.00	121,832,000.00
Less: *Actual Disbursements	0.00	48,292,636.57	48,292,636.57
(Over)/Under spending	56,323,000.00	17,216,363.43	73,539,363.43

Notes: \* The use of NTA is discouraged  
Notes: \*\* Amounts should tally with the grand total disbursement (column 27).

Certified Correct:  
  
MA. REMEDIOS E. TANGONAN  
University Accountant  
Date:

Recommending Approval:  
  
EMERITA F. GERON  
Chief AO - Finance  
Date:

Approved By:  
  
URDUJAH G. ALVARADO  
University President  
Date: