

SUMMARY OF APPROVED BUDGET, UTILIZATIONS, DISBURSEMENTS AND BALANCES BY OBJECT OF EXPENDITURES
(For Off-Budgetary Funds)
As at the Quarter Ending March 31, 2022

Department : State Universities and Colleges (SUCs)
 Agency/Entity : Cagayan State University
 Operating Unit : < not applicable >
 Organization Code (UACS) : 08 022 0000000
 Fund Cluster : 05 Internally Generated Funds
 (e.g. UACS Fund Cluster: 05-Internally Generated Funds and 06-Business Related Funds)

Particulars	UACS CODE	Approved Budget			Utilizations					Disbursements					Balances		
		Approved Budgeted Revenue	Adjustments (Reductions, Modifications/	Adjusted Budgeted Revenue	1st Quarter Ending March 31	2nd Quarter Ending June 30	3rd Quarter Ending Sept. 30	4th Quarter Ending Dec. 31	Total	1st Quarter Ending March 31	2nd Quarter Ending June 30	3rd Quarter Ending Sept. 30	4th Quarter Ending Dec. 31	TOTAL	Unutilized Budget	Unpaid Obligations	
																Due and Demandable	Not Yet Due and Demandable
1	2	3	4	5=[(3+(-)4)]	6	7	8	9	10=(6+7+8+9)	11	12	13	14	15=(11+12+13+14)	16=(5-10)	17	18
SUMMARY																	
A. AGENCY SPECIFIC BUDGET																	
Maintenance and Other Operating Expenses		70,547,302.78	0.00	70,547,302.78	29,865,163.83	0.00	0.00	0.00	29,865,163.83	25,233,726.92	0.00	0.00	0.00	25,233,726.92	40,682,138.95	439,803.73	4,191,633.18
Traveling Expenses	5020100000	964,345.52	(16,268.28)	948,077.24	310,019.00	0.00	0.00	0.00	310,019.00	267,819.00	0.00	0.00	0.00	267,819.00	638,058.24	42,200.00	0.00
Traveling Expenses - Local	5020101000	964,345.52	(16,268.28)	948,077.24	310,019.00	0.00	0.00	0.00	310,019.00	267,819.00	0.00	0.00	0.00	267,819.00	638,058.24	42,200.00	0.00
Traveling Expenses - Local	5020101000	964,345.52	(16,268.28)	948,077.24	310,019.00	0.00	0.00	0.00	310,019.00	267,819.00	0.00	0.00	0.00	267,819.00	638,058.24	42,200.00	0.00
Training and Scholarship Expenses	5020200000	1,223,805.72	380,385.48	1,604,191.20	1,064,567.00	0.00	0.00	0.00	1,064,567.00	992,067.00	0.00	0.00	0.00	992,067.00	539,624.20	0.00	72,500.00
Training Expenses	5020201000	906,070.00	631,050.33	1,537,120.33	997,817.00	0.00	0.00	0.00	997,817.00	983,317.00	0.00	0.00	0.00	983,317.00	539,303.33	0.00	14,500.00
Training Expenses	5020201002	906,070.00	631,050.33	1,537,120.33	997,817.00	0.00	0.00	0.00	997,817.00	983,317.00	0.00	0.00	0.00	983,317.00	539,303.33	0.00	14,500.00
Scholarship Grants/Expenses	5020202000	317,735.72	(250,664.85)	67,070.87	66,750.00	0.00	0.00	0.00	66,750.00	8,750.00	0.00	0.00	0.00	8,750.00	320.87	0.00	58,000.00
Scholarship Grants/Expenses	5020202000	317,735.72	(250,664.85)	67,070.87	66,750.00	0.00	0.00	0.00	66,750.00	8,750.00	0.00	0.00	0.00	8,750.00	320.87	0.00	58,000.00
Supplies and Materials Expenses	5020300000	14,654,259.20	(253,065.11)	14,401,194.09	4,770,646.16	0.00	0.00	0.00	4,770,646.16	2,658,506.84	0.00	0.00	0.00	2,658,506.84	9,630,547.93	0.00	2,112,139.32
Office Supplies Expenses	5020301000	3,573,055.63	230,315.00	3,803,370.63	1,756,563.44	0.00	0.00	0.00	1,756,563.44	988,953.84	0.00	0.00	0.00	988,953.84	2,046,807.19	0.00	767,609.60
Office Supplies Expenses	5020301002	3,573,055.63	230,315.00	3,803,370.63	1,756,563.44	0.00	0.00	0.00	1,756,563.44	988,953.84	0.00	0.00	0.00	988,953.84	2,046,807.19	0.00	767,609.60
Accountable Forms Expenses	5020302000	1,365.00	68,300.00	69,665.00	68,300.00	0.00	0.00	0.00	68,300.00	68,300.00	0.00	0.00	0.00	68,300.00	1,365.00	0.00	0.00
Accountable Forms Expenses	5020302000	1,365.00	68,300.00	69,665.00	68,300.00	0.00	0.00	0.00	68,300.00	68,300.00	0.00	0.00	0.00	68,300.00	1,365.00	0.00	0.00
Drugs and Medicines Expenses	5020307000	687.76	0.00	687.76	0.00	0.00	0.00	0.00	0.00	0.00	0.00	0.00	0.00	0.00	687.76	0.00	0.00
Drugs and Medicines Expenses	5020307000	687.76	0.00	687.76	0.00	0.00	0.00	0.00	0.00	0.00	0.00	0.00	0.00	0.00	687.76	0.00	0.00
Medical, Dental and Laboratory Supplies Expenses	5020308000	2,379,044.58	(385,226.03)	1,993,818.55	360,884.95	0.00	0.00	0.00	360,884.95	267,144.95	0.00	0.00	0.00	267,144.95	1,632,933.60	0.00	93,740.00
Medical, Dental and Laboratory Supplies Expenses	5020308000	2,379,044.58	(385,226.03)	1,993,818.55	360,884.95	0.00	0.00	0.00	360,884.95	267,144.95	0.00	0.00	0.00	267,144.95	1,632,933.60	0.00	93,740.00
Fuel, Oil and Lubricants Expenses	5020309000	1,345,824.03	(48,270.33)	1,297,553.70	758,053.70	0.00	0.00	0.00	758,053.70	617,108.70	0.00	0.00	0.00	617,108.70	539,500.00	0.00	140,945.00
Fuel, Oil and Lubricants Expenses	5020309000	1,345,824.03	(48,270.33)	1,297,553.70	758,053.70	0.00	0.00	0.00	758,053.70	617,108.70	0.00	0.00	0.00	617,108.70	539,500.00	0.00	140,945.00
Agricultural and Marine Supplies Expenses	5020310000	315,750.00	0.00	315,750.00	119,905.00	0.00	0.00	0.00	119,905.00	119,905.00	0.00	0.00	0.00	119,905.00	195,845.00	0.00	0.00
Agricultural and Marine Supplies Expenses	5020310000	315,750.00	0.00	315,750.00	119,905.00	0.00	0.00	0.00	119,905.00	119,905.00	0.00	0.00	0.00	119,905.00	195,845.00	0.00	0.00
Textbooks and Instructional Materials Expenses	5020311000	2,435,790.26	(19,250.00)	2,416,540.26	374,138.42	0.00	0.00	0.00	374,138.42	123,470.00	0.00	0.00	0.00	123,470.00	2,042,401.84	0.00	250,668.42
Textbooks and Instructional Materials Expenses	5020311001	2,435,790.26	(19,250.00)	2,416,540.26	374,138.42	0.00	0.00	0.00	374,138.42	123,470.00	0.00	0.00	0.00	123,470.00	2,042,401.84	0.00	250,668.42

Department : State Universities and Colleges (SUCs)

Agency/Entity : Cagayan State University

Operating Unit : < not applicable >

Organization Code (UACS) : 08 022 0000000

Fund Cluster : 05 Internally Generated Funds

(e.g. UACS Fund Cluster: 05-Internally Generated Funds and 06-Business Related Funds)

Particulars	UACS CODE	Approved Budget			Utilizations					Disbursements					Balances		
		Approved Budgeted Revenue	Adjustments (Reductions, Modifications/)	Adjusted Budgeted Revenue	1st Quarter Ending March 31	2nd Quarter Ending June 30	3rd Quarter Ending Sept. 30	4th Quarter Ending Dec. 31	Total	1st Quarter Ending March 31	2nd Quarter Ending June 30	3rd Quarter Ending Sept. 30	4th Quarter Ending Dec. 31	TOTAL	Unutilized Budget	Unpaid Obligations	
																Due and Demandable	Not Yet Due and Demandable
1	2	3	4	5=[(3+(-)4)]	6	7	8	9	10=(6+7+8+9)	11	12	13	14	15=(11+12+13+14)	16=(5-10)	17	18
SUMMARY																	
A. AGENCY SPECIFIC BUDGET																	
Semi-Expendable Machinery and Equipment Expenses	5020321000	540,575.00	(136,250.00)	404,325.00	102,283.00	0.00	0.00	0.00	102,283.00	6,000.00	0.00	0.00	0.00	6,000.00	302,042.00	0.00	96,283.00
Machinery	5020321001	0.00	0.00	0.00	0.00	0.00	0.00	0.00	0.00	0.00	0.00	0.00	0.00	0.00	0.00	0.00	0.00
Office Equipment	5020321002	63,495.00	5,500.00	68,995.00	49,720.00	0.00	0.00	0.00	49,720.00	6,000.00	0.00	0.00	0.00	6,000.00	19,275.00	0.00	43,720.00
Information and Communications Technology Equipment	5020321003	333,080.00	(141,750.00)	191,330.00	52,563.00	0.00	0.00	0.00	52,563.00	0.00	0.00	0.00	0.00	0.00	138,767.00	0.00	52,563.00
Agricultural and Forestry Equipment	5020321004	44,000.00	0.00	44,000.00	0.00	0.00	0.00	0.00	0.00	0.00	0.00	0.00	0.00	0.00	44,000.00	0.00	0.00
Medical Equipment	5020321010	0.00	0.00	0.00	0.00	0.00	0.00	0.00	0.00	0.00	0.00	0.00	0.00	0.00	0.00	0.00	0.00
Printing Equipment	5020321011	0.00	0.00	0.00	0.00	0.00	0.00	0.00	0.00	0.00	0.00	0.00	0.00	0.00	0.00	0.00	0.00
Sports Equipment	5020321012	70,000.00	0.00	70,000.00	0.00	0.00	0.00	0.00	0.00	0.00	0.00	0.00	0.00	0.00	70,000.00	0.00	0.00
Technical and Scientific Equipment	5020321013	0.00	0.00	0.00	0.00	0.00	0.00	0.00	0.00	0.00	0.00	0.00	0.00	0.00	0.00	0.00	0.00
Other Machinery and Equipment	5020321099	30,000.00	0.00	30,000.00	0.00	0.00	0.00	0.00	0.00	0.00	0.00	0.00	0.00	0.00	30,000.00	0.00	0.00
Semi-Expendable Furniture, Fixtures and Books Expenses	5020322000	330,585.80	78,000.00	408,585.80	107,800.00	0.00	0.00	0.00	107,800.00	107,800.00	0.00	0.00	0.00	107,800.00	300,785.80	0.00	0.00
Furniture and Fixtures	5020322001	44,080.80	78,000.00	122,080.80	107,800.00	0.00	0.00	0.00	107,800.00	107,800.00	0.00	0.00	0.00	107,800.00	14,280.80	0.00	0.00
Books	5020322002	286,505.00	0.00	286,505.00	0.00	0.00	0.00	0.00	0.00	0.00	0.00	0.00	0.00	0.00	286,505.00	0.00	0.00
Other Supplies and Materials Expenses	5020399000	3,731,581.14	(40,683.75)	3,690,897.39	1,122,717.65	0.00	0.00	0.00	1,122,717.65	359,824.35	0.00	0.00	0.00	359,824.35	2,568,179.74	0.00	762,893.30
Other Supplies and Materials Expenses	5020399000	3,731,581.14	(40,683.75)	3,690,897.39	1,122,717.65	0.00	0.00	0.00	1,122,717.65	359,824.35	0.00	0.00	0.00	359,824.35	2,568,179.74	0.00	762,893.30
Utility Expenses	5020400000	5,799,315.68	(890,639.23)	4,908,676.45	2,641,317.52	0.00	0.00	0.00	2,641,317.52	2,563,267.61	0.00	0.00	0.00	2,563,267.61	2,267,358.93	0.00	78,049.91
Water Expenses	5020401000	571,603.30	(60,197.40)	511,405.90	307,551.58	0.00	0.00	0.00	307,551.58	253,041.96	0.00	0.00	0.00	253,041.96	203,854.32	0.00	54,509.62
Water Expenses	5020401000	571,603.30	(60,197.40)	511,405.90	307,551.58	0.00	0.00	0.00	307,551.58	253,041.96	0.00	0.00	0.00	253,041.96	203,854.32	0.00	54,509.62
Electricity Expenses	5020402000	5,227,712.38	(830,441.83)	4,397,270.55	2,333,765.94	0.00	0.00	0.00	2,333,765.94	2,310,225.65	0.00	0.00	0.00	2,310,225.65	2,063,504.61	0.00	23,540.29
Electricity Expenses	5020402000	5,227,712.38	(830,441.83)	4,397,270.55	2,333,765.94	0.00	0.00	0.00	2,333,765.94	2,310,225.65	0.00	0.00	0.00	2,310,225.65	2,063,504.61	0.00	23,540.29
Communication Expenses	5020500000	4,474,851.19	(1,000,150.13)	3,474,701.06	1,145,047.53	0.00	0.00	0.00	1,145,047.53	1,115,578.53	0.00	0.00	0.00	1,115,578.53	2,329,653.53	0.00	29,469.00
Postage and Courier Services	5020501000	345.00	1,836.00	2,181.00	2,181.00	0.00	0.00	0.00	2,181.00	1,991.00	0.00	0.00	0.00	1,991.00	0.00	0.00	190.00
Postage and Courier Services	5020501000	345.00	1,836.00	2,181.00	2,181.00	0.00	0.00	0.00	2,181.00	1,991.00	0.00	0.00	0.00	1,991.00	0.00	0.00	190.00
Telephone Expenses	5020502000	624,586.91	(73,983.35)	550,603.56	165,801.77	0.00	0.00	0.00	165,801.77	137,521.77	0.00	0.00	0.00	137,521.77	384,801.79	0.00	28,280.00
Mobile	5020502001	475,299.63	(34,300.00)	440,999.63	155,178.00	0.00	0.00	0.00	155,178.00	126,898.00	0.00	0.00	0.00	126,898.00	285,821.63	0.00	28,280.00
Landline	5020502002	149,287.28	(39,683.35)	109,603.93	10,623.77	0.00	0.00	0.00	10,623.77	10,623.77	0.00	0.00	0.00	10,623.77	98,980.16	0.00	0.00
Internet Subscription Expenses	5020503000	3,842,719.28	(928,002.78)	2,914,716.50	977,064.76	0.00	0.00	0.00	977,064.76	976,065.76	0.00	0.00	0.00	976,065.76	1,937,651.74	0.00	999.00
Internet Subscription Expenses	5020503000	3,842,719.28	(928,002.78)	2,914,716.50	977,064.76	0.00	0.00	0.00	977,064.76	976,065.76	0.00	0.00	0.00	976,065.76	1,937,651.74	0.00	999.00
Cable, Satellite, Telegraph and Radio Expenses	5020504000	7,200.00	0.00	7,200.00	0.00	0.00	0.00	0.00	0.00	0.00	0.00	0.00	0.00	0.00	7,200.00	0.00	0.00
Cable, Satellite, Telegraph and Radio Expenses	5020504000	7,200.00	0.00	7,200.00	0.00	0.00	0.00	0.00	0.00	0.00	0.00	0.00	0.00	0.00	7,200.00	0.00	0.00

Department : State Universities and Colleges (SUCs)

Agency/Entity : Cagayan State University

Operating Unit : < not applicable >

Organization Code (UACS) : 08 022 0000000

Fund Cluster : 05 Internally Generated Funds

(e.g. UACS Fund Cluster: 05-Internally Generated Funds and 06-Business Related Funds)

Particulars	UACS CODE	Approved Budget			Utilizations					Disbursements					Balances		
		Approved Budgeted Revenue	Adjustments (Reductions, Modifications/	Adjusted Budgeted Revenue	1st Quarter Ending March 31	2nd Quarter Ending June 30	3rd Quarter Ending Sept. 30	4th Quarter Ending Dec. 31	Total	1st Quarter Ending March 31	2nd Quarter Ending June 30	3rd Quarter Ending Sept. 30	4th Quarter Ending Dec. 31	TOTAL	Unutilized Budget	Unpaid Obligations	
																Due and Demandable	Not Yet Due and Demandable
1	2	3	4	5=[(3+(-)4)]	6	7	8	9	10=(6+7+8+9)	11	12	13	14	15=(11+12+13+14)	16=(5-10)	17	18
SUMMARY																	
A. AGENCY SPECIFIC BUDGET																	
Awards/Rewards and Prizes	5020600000	55,650.00	0.00	55,650.00	10,000.00	0.00	0.00	0.00	10,000.00	5,000.00	0.00	0.00	0.00	5,000.00	45,650.00	0.00	5,000.00
Awards/Rewards Expenses	5020601000	55,650.00	0.00	55,650.00	10,000.00	0.00	0.00	0.00	10,000.00	5,000.00	0.00	0.00	0.00	5,000.00	45,650.00	0.00	5,000.00
Awards/Rewards Expenses	5020601001	55,650.00	0.00	55,650.00	10,000.00	0.00	0.00	0.00	10,000.00	5,000.00	0.00	0.00	0.00	5,000.00	45,650.00	0.00	5,000.00
Professional Services	5021100000	16,884,309.35	1,509,794.22	18,394,103.57	11,557,134.96	0.00	0.00	0.00	11,557,134.96	11,160,531.23	0.00	0.00	0.00	11,160,531.23	6,836,968.61	396,603.73	0.00
Consultancy Services	5021103000	0.00	0.00	0.00	0.00	0.00	0.00	0.00	0.00	0.00	0.00	0.00	0.00	0.00	0.00	0.00	0.00
Consultancy Services	5021103002	0.00	0.00	0.00	0.00	0.00	0.00	0.00	0.00	0.00	0.00	0.00	0.00	0.00	0.00	0.00	0.00
Other Professional Services	5021199000	16,884,309.35	1,509,794.22	18,394,103.57	11,557,134.96	0.00	0.00	0.00	11,557,134.96	11,160,531.23	0.00	0.00	0.00	11,160,531.23	6,836,968.61	396,603.73	0.00
Other Professional Services	5021199000	16,884,309.35	1,509,794.22	18,394,103.57	11,557,134.96	0.00	0.00	0.00	11,557,134.96	11,160,531.23	0.00	0.00	0.00	11,160,531.23	6,836,968.61	396,603.73	0.00
General Services	5021200000	3,501,061.38	289,832.29	3,790,893.67	1,147,217.88	0.00	0.00	0.00	1,147,217.88	1,146,217.88	0.00	0.00	0.00	1,146,217.88	2,643,675.79	1,000.00	0.00
Janitorial Services	5021202000	1,300,000.46	156,482.50	1,456,482.96	556,932.50	0.00	0.00	0.00	556,932.50	555,932.50	0.00	0.00	0.00	555,932.50	899,550.46	1,000.00	0.00
Janitorial Services	5021202000	1,300,000.46	156,482.50	1,456,482.96	556,932.50	0.00	0.00	0.00	556,932.50	555,932.50	0.00	0.00	0.00	555,932.50	899,550.46	1,000.00	0.00
Security Services	5021203000	2,099,060.92	133,349.79	2,232,410.71	590,285.38	0.00	0.00	0.00	590,285.38	590,285.38	0.00	0.00	0.00	590,285.38	1,642,125.33	0.00	0.00
Security Services	5021203000	2,099,060.92	133,349.79	2,232,410.71	590,285.38	0.00	0.00	0.00	590,285.38	590,285.38	0.00	0.00	0.00	590,285.38	1,642,125.33	0.00	0.00
Other General Services	5021299000	102,000.00	0.00	102,000.00	0.00	0.00	0.00	0.00	0.00	0.00	0.00	0.00	0.00	0.00	102,000.00	0.00	0.00
Other General Services	5021299099	102,000.00	0.00	102,000.00	0.00	0.00	0.00	0.00	0.00	0.00	0.00	0.00	0.00	0.00	102,000.00	0.00	0.00
Repairs and Maintenance	5021300000	5,816,946.32	(451,634.84)	5,365,311.48	2,593,507.50	0.00	0.00	0.00	2,593,507.50	1,659,691.69	0.00	0.00	0.00	1,659,691.69	2,771,803.98	0.00	933,815.81
Repairs and Maintenance - Land Improvements	5021302000	1,500,012.00	(599,119.84)	900,892.16	851,990.81	0.00	0.00	0.00	851,990.81	0.00	0.00	0.00	0.00	0.00	48,901.35	0.00	851,990.81
Other Land Improvements	5021302099	1,500,012.00	(599,119.84)	900,892.16	851,990.81	0.00	0.00	0.00	851,990.81	0.00	0.00	0.00	0.00	0.00	48,901.35	0.00	851,990.81
Repairs and Maintenance - Buildings and Other Structures	5021304000	3,034,533.10	108,685.00	3,143,218.10	1,492,594.40	0.00	0.00	0.00	1,492,594.40	1,450,894.40	0.00	0.00	0.00	1,450,894.40	1,650,623.70	0.00	41,700.00
Buildings	5021304001	200,000.00	(187,530.00)	12,470.00	12,470.00	0.00	0.00	0.00	12,470.00	12,470.00	0.00	0.00	0.00	12,470.00	0.00	0.00	0.00
School Buildings	5021304002	1,650,000.00	296,215.00	1,946,215.00	1,217,331.00	0.00	0.00	0.00	1,217,331.00	1,175,631.00	0.00	0.00	0.00	1,175,631.00	728,884.00	0.00	41,700.00
Other Structures	5021304099	1,184,533.10	0.00	1,184,533.10	262,793.40	0.00	0.00	0.00	262,793.40	262,793.40	0.00	0.00	0.00	262,793.40	921,739.70	0.00	0.00
Repairs and Maintenance - Machinery and Equipment	5021305000	788,630.00	38,800.00	827,430.00	40,430.00	0.00	0.00	0.00	40,430.00	33,540.00	0.00	0.00	0.00	33,540.00	787,000.00	0.00	6,890.00
Machinery	5021305001	0.00	0.00	0.00	0.00	0.00	0.00	0.00	0.00	0.00	0.00	0.00	0.00	0.00	0.00	0.00	0.00
Office Equipment	5021305002	200,000.00	31,950.00	231,950.00	31,950.00	0.00	0.00	0.00	31,950.00	31,950.00	0.00	0.00	0.00	31,950.00	200,000.00	0.00	0.00
Information and Communication Technology Equipment	5021305003	551,590.00	0.00	551,590.00	1,590.00	0.00	0.00	0.00	1,590.00	1,590.00	0.00	0.00	0.00	1,590.00	550,000.00	0.00	0.00
Agricultural and Forestry Equipment	5021305004	37,000.00	0.00	37,000.00	0.00	0.00	0.00	0.00	0.00	0.00	0.00	0.00	0.00	0.00	37,000.00	0.00	0.00
Communication Equipment	5021305007	0.00	0.00	0.00	0.00	0.00	0.00	0.00	0.00	0.00	0.00	0.00	0.00	0.00	0.00	0.00	0.00
Construction and Heavy Equipment	5021305008	40.00	6,850.00	6,890.00	6,890.00	0.00	0.00	0.00	6,890.00	0.00	0.00	0.00	0.00	0.00	0.00	0.00	6,890.00
Technical and Scientific Equipment	5021305014	0.00	0.00	0.00	0.00	0.00	0.00	0.00	0.00	0.00	0.00	0.00	0.00	0.00	0.00	0.00	0.00

Department : State Universities and Colleges (SUCs)

Agency/Entity : Cagayan State University

Operating Unit : < not applicable >

Organization Code (UACS) : 08 022 0000000

Fund Cluster : 05 Internally Generated Funds

(e.g. UACS Fund Cluster: 05-Internally Generated Funds and 06-Business Related Funds)

Particulars	UACS CODE	Approved Budget			Utilizations					Disbursements					Balances		
		Approved Budgeted Revenue	Adjustments (Reductions, Modifications/)	Adjusted Budgeted Revenue	1st Quarter Ending March 31	2nd Quarter Ending June 30	3rd Quarter Ending Sept. 30	4th Quarter Ending Dec. 31	Total	1st Quarter Ending March 31	2nd Quarter Ending June 30	3rd Quarter Ending Sept. 30	4th Quarter Ending Dec. 31	TOTAL	Unutilized Budget	Unpaid Obligations	
																Due and Demandable	Not Yet Due and Demandable
1	2	3	4	5=[(3+(-)4)]	6	7	8	9	10=(6+7+8+9)	11	12	13	14	15=(11+12+13+14)	16=(5-10)	17	18
SUMMARY																	
A. AGENCY SPECIFIC BUDGET																	
Other Machinery and Equipment	5021305099	0.00	0.00	0.00	0.00	0.00	0.00	0.00	0.00	0.00	0.00	0.00	0.00	0.00	0.00	0.00	0.00
Repairs and Maintenance - Transportation Equipment	5021306000	270,500.00	0.00	270,500.00	7,500.00	0.00	0.00	0.00	7,500.00	7,500.00	0.00	0.00	0.00	7,500.00	263,000.00	0.00	0.00
Motor Vehicles	5021306001	270,500.00	0.00	270,500.00	7,500.00	0.00	0.00	0.00	7,500.00	7,500.00	0.00	0.00	0.00	7,500.00	263,000.00	0.00	0.00
Repairs and Maintenance - Furniture and Fixtures	5021307000	201,162.79	0.00	201,162.79	200,992.29	0.00	0.00	0.00	200,992.29	167,757.29	0.00	0.00	0.00	167,757.29	170.50	0.00	33,235.00
Repairs and Maintenance - Furniture and Fixtures	5021307000	201,162.79	0.00	201,162.79	200,992.29	0.00	0.00	0.00	200,992.29	167,757.29	0.00	0.00	0.00	167,757.29	170.50	0.00	33,235.00
Repairs and Maintenance - Other Property, Plant and Equipment	5021399000	22,108.43	0.00	22,108.43	0.00	0.00	0.00	0.00	0.00	0.00	0.00	0.00	0.00	0.00	22,108.43	0.00	0.00
Other Property, Plant and Equipment	5021399099	22,108.43	0.00	22,108.43	0.00	0.00	0.00	0.00	0.00	0.00	0.00	0.00	0.00	0.00	22,108.43	0.00	0.00
Financial Assistance/Subsidy	5021400000	0.00	0.00	0.00	0.00	0.00	0.00	0.00	0.00	0.00	0.00	0.00	0.00	0.00	0.00	0.00	0.00
Subsidies - Others	5021499000	0.00	0.00	0.00	0.00	0.00	0.00	0.00	0.00	0.00	0.00	0.00	0.00	0.00	0.00	0.00	0.00
Subsidies - Others	5021499000	0.00	0.00	0.00	0.00	0.00	0.00	0.00	0.00	0.00	0.00	0.00	0.00	0.00	0.00	0.00	0.00
Taxes, Insurance Premiums and Other Fees	5021500000	59,501.00	75,027.91	134,528.91	97,133.18	0.00	0.00	0.00	97,133.18	96,483.18	0.00	0.00	0.00	96,483.18	37,395.73	0.00	650.00
Taxes, Duties and Licenses	5021501000	59,500.27	69,057.39	128,557.66	91,162.66	0.00	0.00	0.00	91,162.66	90,512.66	0.00	0.00	0.00	90,512.66	37,395.00	0.00	650.00
Taxes, Duties and Licenses	5021501001	59,500.27	69,057.39	128,557.66	91,162.66	0.00	0.00	0.00	91,162.66	90,512.66	0.00	0.00	0.00	90,512.66	37,395.00	0.00	650.00
Fidelity Bond Premiums	5021502000	0.00	0.00	0.00	0.00	0.00	0.00	0.00	0.00	0.00	0.00	0.00	0.00	0.00	0.00	0.00	0.00
Fidelity Bond Premiums	5021502000	0.00	0.00	0.00	0.00	0.00	0.00	0.00	0.00	0.00	0.00	0.00	0.00	0.00	0.00	0.00	0.00
Insurance Expenses	5021503000	0.73	5,970.52	5,971.25	5,970.52	0.00	0.00	0.00	5,970.52	5,970.52	0.00	0.00	0.00	5,970.52	0.73	0.00	0.00
Insurance Expenses	5021503000	0.73	5,970.52	5,971.25	5,970.52	0.00	0.00	0.00	5,970.52	5,970.52	0.00	0.00	0.00	5,970.52	0.73	0.00	0.00
Labor and Wages	5021600000	434,911.00	(190,517.80)	244,393.20	130,594.25	0.00	0.00	0.00	130,594.25	130,594.25	0.00	0.00	0.00	130,594.25	113,798.95	0.00	0.00
Labor and Wages	5021601000	434,911.00	(190,517.80)	244,393.20	130,594.25	0.00	0.00	0.00	130,594.25	130,594.25	0.00	0.00	0.00	130,594.25	113,798.95	0.00	0.00
Labor and Wages	5021601000	434,911.00	(190,517.80)	244,393.20	130,594.25	0.00	0.00	0.00	130,594.25	130,594.25	0.00	0.00	0.00	130,594.25	113,798.95	0.00	0.00
Other Maintenance and Operating Expenses	5029900000	16,678,346.42	547,235.49	17,225,581.91	4,397,978.85	0.00	0.00	0.00	4,397,978.85	3,437,969.71	0.00	0.00	0.00	3,437,969.71	12,827,603.06	0.00	960,009.14
Advertising Expenses	5029901000	80,552.85	26,094.00	106,646.85	29,654.00	0.00	0.00	0.00	29,654.00	17,424.00	0.00	0.00	0.00	17,424.00	76,992.85	0.00	12,230.00
Advertising Expenses	5029901000	80,552.85	26,094.00	106,646.85	29,654.00	0.00	0.00	0.00	29,654.00	17,424.00	0.00	0.00	0.00	17,424.00	76,992.85	0.00	12,230.00
Printing and Publication Expenses	5029902000	0.00	0.00	0.00	0.00	0.00	0.00	0.00	0.00	0.00	0.00	0.00	0.00	0.00	0.00	0.00	0.00
Printing and Publication Expenses	5029902000	0.00	0.00	0.00	0.00	0.00	0.00	0.00	0.00	0.00	0.00	0.00	0.00	0.00	0.00	0.00	0.00
Representation Expenses	5029903000	1,651,808.18	110,010.41	1,761,818.59	1,045,738.56	0.00	0.00	0.00	1,045,738.56	851,820.53	0.00	0.00	0.00	851,820.53	716,080.03	0.00	193,918.03
Representation Expenses	5029903000	1,651,808.18	110,010.41	1,761,818.59	1,045,738.56	0.00	0.00	0.00	1,045,738.56	851,820.53	0.00	0.00	0.00	851,820.53	716,080.03	0.00	193,918.03
Transportation and Delivery Expenses	5029904000	50,000.00	0.00	50,000.00	0.00	0.00	0.00	0.00	0.00	0.00	0.00	0.00	0.00	0.00	50,000.00	0.00	0.00
Transportation and Delivery Expenses	5029904000	50,000.00	0.00	50,000.00	0.00	0.00	0.00	0.00	0.00	0.00	0.00	0.00	0.00	0.00	50,000.00	0.00	0.00
Rent/Lease Expenses	5029905000	0.00	0.00	0.00	0.00	0.00	0.00	0.00	0.00	0.00	0.00	0.00	0.00	0.00	0.00	0.00	0.00

Department : State Universities and Colleges (SUCs)

Agency/Entity : Cagayan State University

Operating Unit : < not applicable >

Organization Code (UACS) : 08 022 0000000

Fund Cluster : 05 Internally Generated Funds


(e.g. UACS Fund Cluster: 05-Internally Generated Funds and 06-Business Related Funds)

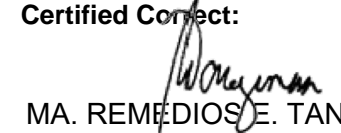
Particulars	UACS CODE	Approved Budget			Utilizations					Disbursements					Balances		
		Approved Budgeted Revenue	Adjustments (Reductions, Modifications/)	Adjusted Budgeted Revenue	1st Quarter Ending March 31	2nd Quarter Ending June 30	3rd Quarter Ending Sept. 30	4th Quarter Ending Dec. 31	Total	1st Quarter Ending March 31	2nd Quarter Ending June 30	3rd Quarter Ending Sept. 30	4th Quarter Ending Dec. 31	TOTAL	Unutilized Budget	Unpaid Obligations	
																Due and Demandable	Not Yet Due and Demandable
1	2	3	4	5=[(3+(-)4)]	6	7	8	9	10=(6+7+8+9)	11	12	13	14	15=(11+12+13+14)	16=(5-10)	17	18
SUMMARY																	
A. AGENCY SPECIFIC BUDGET																	
Rents - Building and Structures	5029905001	0.00	0.00	0.00	0.00	0.00	0.00	0.00	0.00	0.00	0.00	0.00	0.00	0.00	0.00	0.00	0.00
Rents - Motor Vehicles	5029905003	0.00	0.00	0.00	0.00	0.00	0.00	0.00	0.00	0.00	0.00	0.00	0.00	0.00	0.00	0.00	0.00
Membership Dues and Contributions to Organizations	5029906000	62,452.88	55,000.00	117,452.88	75,000.00	0.00	0.00	0.00	75,000.00	50,000.00	0.00	0.00	0.00	50,000.00	42,452.88	0.00	25,000.00
Membership Dues and Contributions to Organizations	5029906000	62,452.88	55,000.00	117,452.88	75,000.00	0.00	0.00	0.00	75,000.00	50,000.00	0.00	0.00	0.00	50,000.00	42,452.88	0.00	25,000.00
Subscription Expenses	5029907000	273,985.61	0.00	273,985.61	0.00	0.00	0.00	0.00	0.00	0.00	0.00	0.00	0.00	0.00	273,985.61	0.00	0.00
ICT Software Subscription	5029907001	0.00	0.00	0.00	0.00	0.00	0.00	0.00	0.00	0.00	0.00	0.00	0.00	0.00	0.00	0.00	0.00
Other Subscription Expenses	5029907099	273,985.61	0.00	273,985.61	0.00	0.00	0.00	0.00	0.00	0.00	0.00	0.00	0.00	0.00	273,985.61	0.00	0.00
Other Maintenance and Operating Expenses	5029999000	14,559,546.90	356,131.08	14,915,677.98	3,247,586.29	0.00	0.00	0.00	3,247,586.29	2,518,725.18	0.00	0.00	0.00	2,518,725.18	11,668,091.69	0.00	728,861.11
Other Maintenance and Operating Expenses	5029999000	0.00	0.00	0.00	0.00	0.00	0.00	0.00	0.00	0.00	0.00	0.00	0.00	0.00	0.00	0.00	0.00
Website Maintenance	5029999001	0.00	0.00	0.00	0.00	0.00	0.00	0.00	0.00	0.00	0.00	0.00	0.00	0.00	0.00	0.00	0.00
Other Maintenance and Operating Expenses	5029999099	14,559,546.90	356,131.08	14,915,677.98	3,247,586.29	0.00	0.00	0.00	3,247,586.29	2,518,725.18	0.00	0.00	0.00	2,518,725.18	11,668,091.69	0.00	728,861.11
Capital Outlays		35,243,608.20	0.00	35,243,608.20	2,469,697.27	0.00	0.00	0.00	2,469,697.27	712,621.27	0.00	0.00	0.00	712,621.27	32,773,910.93	0.00	1,757,076.00
Investment Outlay	5060100000	0.00	0.00	0.00	0.00	0.00	0.00	0.00	0.00	0.00	0.00	0.00	0.00	0.00	0.00	0.00	0.00
Investment in Government-Owned and/or Controlled Corporations	5060101000	0.00	0.00	0.00	0.00	0.00	0.00	0.00	0.00	0.00	0.00	0.00	0.00	0.00	0.00	0.00	0.00
Road Networks	5060101002	0.00	0.00	0.00	0.00	0.00	0.00	0.00	0.00	0.00	0.00	0.00	0.00	0.00	0.00	0.00	0.00
Water Supply Systems	5060101005	0.00	0.00	0.00	0.00	0.00	0.00	0.00	0.00	0.00	0.00	0.00	0.00	0.00	0.00	0.00	0.00
Power Supply Systems	5060101006	0.00	0.00	0.00	0.00	0.00	0.00	0.00	0.00	0.00	0.00	0.00	0.00	0.00	0.00	0.00	0.00
Other Infrastructure Assets	5060101099	0.00	0.00	0.00	0.00	0.00	0.00	0.00	0.00	0.00	0.00	0.00	0.00	0.00	0.00	0.00	0.00
Property, Plant and Equipment Outlay	5060400000	34,873,108.20	0.00	34,873,108.20	2,469,697.27	0.00	0.00	0.00	2,469,697.27	712,621.27	0.00	0.00	0.00	712,621.27	32,403,410.93	0.00	1,757,076.00
Land Improvements Outlay	5060402000	5,053,291.69	0.00	5,053,291.69	1,500,000.00	0.00	0.00	0.00	1,500,000.00	0.00	0.00	0.00	0.00	0.00	3,553,291.69	0.00	1,500,000.00
Other Land Improvements	5060402099	5,053,291.69	0.00	5,053,291.69	1,500,000.00	0.00	0.00	0.00	1,500,000.00	0.00	0.00	0.00	0.00	0.00	3,553,291.69	0.00	1,500,000.00
Buildings and Other Structures	5060404000	4,348,913.92	0.00	4,348,913.92	145,210.00	0.00	0.00	0.00	145,210.00	145,210.00	0.00	0.00	0.00	145,210.00	4,203,703.92	0.00	0.00
School Buildings	5060404002	145,210.00	0.00	145,210.00	145,210.00	0.00	0.00	0.00	145,210.00	145,210.00	0.00	0.00	0.00	145,210.00	0.00	0.00	0.00
Other Structures	5060404099	4,203,703.92	0.00	4,203,703.92	0.00	0.00	0.00	0.00	0.00	0.00	0.00	0.00	0.00	0.00	4,203,703.92	0.00	0.00
Machinery and Equipment Outlay	5060405000	23,944,347.42	0.00	23,944,347.42	755,596.00	0.00	0.00	0.00	755,596.00	547,500.00	0.00	0.00	0.00	547,500.00	23,188,751.42	0.00	208,096.00
Machinery	5060405001	0.00	0.00	0.00	0.00	0.00	0.00	0.00	0.00	0.00	0.00	0.00	0.00	0.00	0.00	0.00	0.00
Office Equipment	5060405002	2,086,007.00	0.00	2,086,007.00	0.00	0.00	0.00	0.00	0.00	0.00	0.00	0.00	0.00	0.00	2,086,007.00	0.00	0.00
Information and Communication Technology Equipment	5060405003	11,688,025.33	0.00	11,688,025.33	723,096.00	0.00	0.00	0.00	723,096.00	515,000.00	0.00	0.00	0.00	515,000.00	10,964,929.33	0.00	208,096.00
Agricultural and Forestry Equipment	5060405004	1,767,900.00	0.00	1,767,900.00	32,500.00	0.00	0.00	0.00	32,500.00	32,500.00	0.00	0.00	0.00	32,500.00	1,735,400.00	0.00	0.00
Communication Equipment	5060405007	3,726,151.00	0.00	3,726,151.00	0.00	0.00	0.00	0.00	0.00	0.00	0.00	0.00	0.00	0.00	3,726,151.00	0.00	0.00

Department : State Universities and Colleges (SUCs)
Agency/Entity : Cagayan State University
Operating Unit : < not applicable >
Organization Code (UACS) : 08 022 0000000
Fund Cluster : 05 Internally Generated Funds

(e.g. UACS Fund Cluster: 05-Internally Generated Funds and 06-Business Related Funds)


Particulars	UACS CODE	Approved Budget			Utilizations					Disbursements					Balances		
		Approved Budgeted Revenue	Adjustments (Reductions, Modifications/)	Adjusted Budgeted Revenue	1st Quarter Ending March 31	2nd Quarter Ending June 30	3rd Quarter Ending Sept. 30	4th Quarter Ending Dec. 31	Total	1st Quarter Ending March 31	2nd Quarter Ending June 30	3rd Quarter Ending Sept. 30	4th Quarter Ending Dec. 31	TOTAL	Unutilized Budget	Unpaid Obligations	
																Due and Demandable	Not Yet Due and Demandable
1	2	3	4	5=[(3+(-)4)]	6	7	8	9	10=(6+7+8+9)	11	12	13	14	15=(11+12+13+14)	16=(5-10)	17	18
SUMMARY																	
A. AGENCY SPECIFIC BUDGET																	
Construction and Heavy Equipment	5060405008	727,350.00	0.00	727,350.00	0.00	0.00	0.00	0.00	0.00	0.00	0.00	0.00	0.00	0.00	727,350.00	0.00	0.00
Military, Police and Security Equipment	5060405010	135,000.00	0.00	135,000.00	0.00	0.00	0.00	0.00	0.00	0.00	0.00	0.00	0.00	0.00	135,000.00	0.00	0.00
Medical Equipment	5060405011	300,000.00	0.00	300,000.00	0.00	0.00	0.00	0.00	0.00	0.00	0.00	0.00	0.00	0.00	300,000.00	0.00	0.00
Printing Equipment	5060405012	0.00	0.00	0.00	0.00	0.00	0.00	0.00	0.00	0.00	0.00	0.00	0.00	0.00	0.00	0.00	0.00
Sports Equipment	5060405013	0.00	0.00	0.00	0.00	0.00	0.00	0.00	0.00	0.00	0.00	0.00	0.00	0.00	0.00	0.00	0.00
Technical and Scientific Equipment	5060405014	1,547,252.59	0.00	1,547,252.59	0.00	0.00	0.00	0.00	0.00	0.00	0.00	0.00	0.00	0.00	1,547,252.59	0.00	0.00
ICT Software	5060405015	0.00	0.00	0.00	0.00	0.00	0.00	0.00	0.00	0.00	0.00	0.00	0.00	0.00	0.00	0.00	0.00
Other Machinery and Equipment	5060405099	1,966,661.50	0.00	1,966,661.50	0.00	0.00	0.00	0.00	0.00	0.00	0.00	0.00	0.00	0.00	1,966,661.50	0.00	0.00
Transportation Equipment Outlay	5060406000	0.00	0.00	0.00	0.00	0.00	0.00	0.00	0.00	0.00	0.00	0.00	0.00	0.00	0.00	0.00	0.00
Motor Vehicles	5060406001	0.00	0.00	0.00	0.00	0.00	0.00	0.00	0.00	0.00	0.00	0.00	0.00	0.00	0.00	0.00	0.00
Furniture, Fixtures and Books Outlay	5060407000	1,186,616.00	0.00	1,186,616.00	48,980.00	0.00	0.00	0.00	48,980.00	0.00	0.00	0.00	0.00	0.00	1,137,636.00	0.00	48,980.00
Furniture and Fixtures	5060407001	1,186,616.00	0.00	1,186,616.00	48,980.00	0.00	0.00	0.00	48,980.00	0.00	0.00	0.00	0.00	0.00	1,137,636.00	0.00	48,980.00
Books	5060407002	0.00	0.00	0.00	0.00	0.00	0.00	0.00	0.00	0.00	0.00	0.00	0.00	0.00	0.00	0.00	0.00
Other Property Plant and Equipment Outlay	5060409000	339,939.17	0.00	339,939.17	19,911.27	0.00	0.00	0.00	19,911.27	19,911.27	0.00	0.00	0.00	19,911.27	320,027.90	0.00	0.00
Other Property, Plant and Equipment	5060409099	339,939.17	0.00	339,939.17	19,911.27	0.00	0.00	0.00	19,911.27	19,911.27	0.00	0.00	0.00	19,911.27	320,027.90	0.00	0.00
Intangible Assets Outlay	5060600000	370,500.00	0.00	370,500.00	0.00	0.00	0.00	0.00	0.00	0.00	0.00	0.00	0.00	0.00	370,500.00	0.00	0.00
Computer Software	5060602000	370,500.00	0.00	370,500.00	0.00	0.00	0.00	0.00	0.00	0.00	0.00	0.00	0.00	0.00	370,500.00	0.00	0.00
Computer Software	5060602000	370,500.00	0.00	370,500.00	0.00	0.00	0.00	0.00	0.00	0.00	0.00	0.00	0.00	0.00	370,500.00	0.00	0.00
GRAND TOTAL		105,790,910.98	0.00	105,790,910.98	32,334,861.10	0.00	0.00	0.00	32,334,861.10	25,946,348.19	0.00	0.00	0.00	25,946,348.19	73,456,049.88	439,803.73	5,948,709.18

Certified Correct:

 OLIVIA C. IASAM
 SAO-UBO
 Date:

Certified Correct:

 MA. REMEDIOS E. TANGONAN
 University Accountant
 Date:

Recommending Approval:

 EMERTA P. GERON
 Chief AO, Finance
 Date:

Approved By:

 URDUJAH G. ALVARADO
 University President
 Date: