



QUARTERLY PHYSICAL REPORT OF OPERATION  
As of 2018 June 30


Department: State Universities and Colleges (SUCs)  
Appropriations: Current Year Appropriations  
Agency: Cagayan State University  
Operating Unit: N/A  
Organization Code (UACS): 080220000000  
Report Status: SUBMITTED

Particulars 1	UACS CODE 2	Physical Targets					Physical Accomplishments					Variance as of Ju 13
		1st Quarter 3	2nd Quarter 4	3rd Quarter 5	4th Quarter 6	Total 7=(3+4+5+6)	1st Quarter 8	2nd Quarter 9	3rd Quarter 10	4th Quarter 11	Total 12=(8+9+10+11)	
Part A												
I. Operations												
OO : Relevant and quality tertiary education ensured to achieve inclusive growth and access of deserving but poor students to quality tertiary education increased												
HIGHER EDUCATION PROGRAM	3.101E+14											
Outcome Indicators												
1. Percentage of first-time licensure exam takers that pass the licensure exams		10%	10%	20.83%	20.84%	61.67%	93.04% (107/115)	66.16% (432/653)				
2. Percentage of graduates (2 years prior) that are employed		10%	15%	20%	25%	70%	12% (799/6,658)	14%(932/6,658)				
Output Indicators												
1. Percentage of undergraduate student population enrolled in CHED-identified and RDC-identified priority programs		72%		72%		72%	79.98% (17,242/21,562)					
2. Percentage of undergraduate programs with accreditation				34.83%	34.83%	62/89=69.66%						
OO : Higher education research improved to promote economic productivity and innovation												
ADVANCED EDUCATION PROGRAM	3.201E+14											
Outcome Indicators												
1. Percentage of graduate school faculty engaged in research work applied in any of the following:						48%						
a. pursuing advanced research degree programs (Ph.D)		21%					17%(9/52)					-4%
b. actively pursuing in the last three (3) years (investigative research, basic and applied scientific research, policy research, social science research)		10%					11.53%(6/52)					
c. producing technologies for commercialization or livelihood improvement		5%					0%					
d. whose research work resulted in an extension program		12%					6%(3/52)					-6%
Output Indicators												
1. Percentage of graduate students enrolled in research degree programs		50%		50%		100%	84% (531/632)					
2. Percentage of accredited graduate programs			21%		18%	39%		21%				
RESEARCH PROGRAM	3.202E+14											
Outcome Indicator												
1. Number of research outputs in the last three years utilized by the industry or by other beneficiaries		1	2	3	5	11	1	2				
Output Indicators												
1. Number of research outputs/studies completed within the year		14	23	28	38	93	15	26				
2. Percentage of research outputs published		17.42%	17.42%	17.42%	17.42%	76/93 = 82%	18.23% (17/93)	19.35% (18/93)				

industries, NGOs, NGAs, SMEs, and other stakeholders as a result of extension activities											
Output Indicators											
1. Number of trainees weighted by the length of training	1200	1500	1600	1169	5469	1,848.25	739				
2. Number of extension programs organized	10	15	15	7	47	10	15				
and supported consistent with the SUC's mandated and priority programs											
3. Percentage of beneficiaries who rate the training course/s and advisory services as satisfactory or higher in terms of quality and relevance	96%	96%	98%	96%	95%	97.50%	98.65%				
<b>II. Projects</b>											
Operations	3E+14										
OO : Relevant and quality tertiary education ensured to achieve inclusive growth and access of deserving but poor students to quality tertiary education increased											
HIGHER EDUCATION PROGRAM	3.1E+14										
Locally-Funded Project(s)	3.101E+14										
Completion of Apam Multi-purpose Gymnasium	3.101E+14										
Information Technology Complex - Carig Campus	3.101E+14										
Construction/Repair/Rehabilitation of Academic Building	3.101E+14										
Purchase of Various Equipment Outlay	3.101E+14										
OO : Higher education research improved to promote economic productivity and innovation											
RESEARCH PROGRAM	3.2E+14										
Locally-Funded Project(s)	3.202E+14										
Natural Product Research and Innovation Center (NPRIC)	3.202E+14										
OO : Community engagement increased											
TECHNICAL ADVISORY EXTENSION PROGRAM	3.3E+14										
Locally-Funded Project(s)	3.301E+14										
Implementation of Technical and Vocational Education and Training (TVET) Program	3.301E+14										

Prepared By:   
Leticia A. Dumiao  
Planning Services Head/Planning Officer  
Date:

In coordination with:   
Olivia Lasan  
Financial Services Head/Budget Officer  
Date:

Approved By:   
Urdjah Tejada  
Agency Head/Department Secretary  
Date: