

Department : State Universities and Colleges (SUCs)
 Agency/Entity : Cagayan State University
 Operating Unit : < not applicable >
 Organization Code : 08 022 0000000
 Fund Cluster : 01 Regular Agency Fund

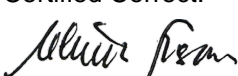
| | |
|---|-----------------------------|
| X | Current Year Appropriations |
| | Supplemental |
| | Continuing Appropriations |


(e.g. UACS Fund Cluster: 01-Regular Agency Fund, 02-Foreign Assisted Projects Fund, 03-Special Account-Locally Funded/Domestic Grants Fund, and 04-Special Account-Foreign Assisted/Foreign Grants Fund)

| Particulars | UACS CODE | Appropriations | | | Allotments | | | Current Year Obligations | | | | | Current Year Disbursements | | | | | Balances | | | | | |
|-------------------------------------|-----------|---------------------------|--|-------------------------|---------------------|--|-------------|--------------------------|---------------------------|-----------------------------|----------------------------|-----------------------------|----------------------------|------------------|-----------------------------|----------------------------|-----------------------------|----------------------------|------------------|------------------|------------------------|------------------------------------|----------------------------|
| | | Authorized Appropriations | Adjustments (Transfer To/From, Modifications/) | Adjusted Appropriations | Allotments Received | Adjustments (Reductions, Modifications/ Augmentations) | Transfer To | Transfer From | Adjusted Total Allotments | 1st Quarter Ending March 31 | 2nd Quarter Ending June 30 | 3rd Quarter Ending Sept. 30 | 4th Quarter Ending Dec. 31 | TOTAL | 1st Quarter Ending March 31 | 2nd Quarter Ending June 30 | 3rd Quarter Ending Sept. 30 | 4th Quarter Ending Dec. 31 | TOTAL | Unreleased Appro | Unobligated Allotments | Unpaid Obligations (15-20)=(23+24) | |
| | | | | | | | | | | | | | | | | | | | | | | Due and Demandable | Not Yet Due and Demandable |
| 1 | 2 | 3 | 4 | 5=(3+4) | 6 | 7 | 8 | 9 | 10=[(6+(-)7)-8+9] | 11 | 12 | 13 | 14 | 15=(11+12+13+14) | 16 | 17 | 18 | 19 | 20=(16+17+18+19) | 21 | 22 | 23 | 24 |
| Sub-Total III. Special Purpose Fund | | 0.00 | 48,540,974.00 | 48,540,974.00 | 0.00 | 48,540,974.00 | 0.00 | 0.00 | 48,540,974.00 | 5,287,770.56 | 17,313,242.69 | 0.00 | 0.00 | 22,601,013.25 | 5,287,770.56 | 17,313,242.69 | 0.00 | 0.00 | 22,601,013.25 | 0.00 | 25,939,960.75 | 0.00 | 0.00 |
| PS | | 0.00 | 48,540,974.00 | 48,540,974.00 | 0.00 | 48,540,974.00 | 0.00 | 0.00 | 48,540,974.00 | 5,287,770.56 | 17,313,242.69 | 0.00 | 0.00 | 22,601,013.25 | 5,287,770.56 | 17,313,242.69 | 0.00 | 0.00 | 22,601,013.25 | 0.00 | 25,939,960.75 | 0.00 | 0.00 |
| MOOE | | 0.00 | 0.00 | 0.00 | 0.00 | 0.00 | 0.00 | 0.00 | 0.00 | 0.00 | 0.00 | 0.00 | 0.00 | 0.00 | 0.00 | 0.00 | 0.00 | 0.00 | 0.00 | 0.00 | 0.00 | 0.00 | 0.00 |
| FinEx | | 0.00 | 0.00 | 0.00 | 0.00 | 0.00 | 0.00 | 0.00 | 0.00 | 0.00 | 0.00 | 0.00 | 0.00 | 0.00 | 0.00 | 0.00 | 0.00 | 0.00 | 0.00 | 0.00 | 0.00 | 0.00 | 0.00 |
| CO | | 0.00 | 0.00 | 0.00 | 0.00 | 0.00 | 0.00 | 0.00 | 0.00 | 0.00 | 0.00 | 0.00 | 0.00 | 0.00 | 0.00 | 0.00 | 0.00 | 0.00 | 0.00 | 0.00 | 0.00 | 0.00 | 0.00 |
| GRAND TOTAL | | 795,121,000.00 | 1,441,023.00 | 796,562,023.00 | 749,673,023.00 | 13,128,974.00 | 0.00 | 0.00 | 762,801,997.00 | 235,874,187.52 | 190,402,058.23 | 0.00 | 0.00 | 426,276,245.75 | 161,829,745.69 | 203,652,278.57 | 0.00 | 0.00 | 365,482,024.26 | 33,760,026.00 | 336,525,751.25 | 0.00 | 60,794,221.49 |
| PS | | 615,716,000.00 | 13,642,224.00 | 629,358,224.00 | 583,969,224.00 | 13,128,974.00 | 0.00 | 0.00 | 597,098,198.00 | 140,203,537.37 | 165,633,238.87 | 0.00 | 0.00 | 305,836,776.24 | 137,924,786.41 | 167,911,989.83 | 0.00 | 0.00 | 305,836,776.24 | 32,260,026.00 | 291,261,421.76 | 0.00 | 0.00 |
| MOOE | | 92,905,000.00 | (1,408,610.00) | 91,496,390.00 | 89,996,390.00 | 0.00 | 0.00 | 0.00 | 89,996,390.00 | 19,963,242.36 | 24,768,819.36 | 0.00 | 0.00 | 44,732,061.72 | 18,797,494.43 | 23,804,090.96 | 0.00 | 0.00 | 42,601,585.39 | 1,500,000.00 | 45,264,328.28 | 0.00 | 2,130,476.33 |
| CO | | 86,500,000.00 | (10,792,591.00) | 75,707,409.00 | 75,707,409.00 | 0.00 | 0.00 | 0.00 | 75,707,409.00 | 75,707,407.79 | 0.00 | 0.00 | 0.00 | 5,107,464.85 | 11,936,197.78 | 0.00 | 0.00 | 17,043,662.63 | 0.00 | 1.21 | 0.00 | 0.00 | 58,663,745.16 |

Recapitulation by OO:


| | | | | | | | | | | | | | | | | | | | | | | | |
|--------------------------------------|--|----------------|------|----------------|----------------|------|------|------|----------------|----------------|----------------|------|------|----------------|----------------|----------------|------|------|----------------|---------------|----------------|------|---------------|
| I. Agency Specific Budget | | 572,280,000.00 | 0.00 | 572,280,000.00 | 559,078,799.00 | 0.00 | 0.00 | 0.00 | 559,078,799.00 | 190,275,185.08 | 141,434,972.08 | 0.00 | 0.00 | 331,710,157.16 | 118,832,517.81 | 152,713,013.13 | 0.00 | 0.00 | 271,545,530.94 | 13,201,201.00 | 227,368,641.84 | 0.00 | 60,164,626.22 |
| HIGHER EDUCATION PROGRAM | | 530,564,000.00 | 0.00 | 530,564,000.00 | 518,771,409.00 | 0.00 | 0.00 | 0.00 | 518,771,409.00 | 181,605,263.33 | 133,999,492.87 | 0.00 | 0.00 | 315,604,756.20 | 110,700,526.78 | 145,298,109.60 | 0.00 | 0.00 | 255,998,636.38 | 11,792,591.00 | 203,166,652.80 | 0.00 | 59,606,119.82 |
| ADVANCED EDUCATION PROGRAM | | 21,040,000.00 | 0.00 | 21,040,000.00 | 21,040,000.00 | 0.00 | 0.00 | 0.00 | 21,040,000.00 | 3,226,371.93 | 2,955,281.90 | 0.00 | 0.00 | 6,181,653.83 | 3,223,671.93 | 2,957,981.90 | 0.00 | 0.00 | 6,181,653.83 | 0.00 | 14,858,346.17 | 0.00 | 0.00 |
| RESEARCH PROGRAM | | 14,584,000.00 | 0.00 | 14,584,000.00 | 13,584,000.00 | 0.00 | 0.00 | 0.00 | 13,584,000.00 | 3,946,237.01 | 3,118,868.31 | 0.00 | 0.00 | 7,065,105.32 | 3,553,556.29 | 3,221,068.71 | 0.00 | 0.00 | 6,774,625.00 | 1,000,000.00 | 6,518,894.68 | 0.00 | 290,480.32 |
| TECHNICAL ADVISORY EXTENSION PROGRAM | | 6,092,000.00 | 0.00 | 6,092,000.00 | 5,683,390.00 | 0.00 | 0.00 | 0.00 | 5,683,390.00 | 1,497,312.81 | 1,361,329.00 | 0.00 | 0.00 | 2,858,641.81 | 1,354,762.81 | 1,235,852.92 | 0.00 | 0.00 | 2,590,615.73 | 408,610.00 | 2,824,748.19 | 0.00 | 268,026.08 |

Certified Correct:

 OLIVIA C. LASAM

Certified Correct:

 CARLA MARIE L. SUMIGAD

Recommending Approval:

 EMERITA P. GERON

Approved By:

 URDUJAH A. TEJADA

Date:

Date:

Date:

Date: