

MONTHLY REPORT OF DISBURSEMENTS

For the month of May 2021


Department State Universities and Colleges (SUCs)
 Agency/Entity Cagayan State University
 Operating Unit < not applicable >
 Organization Code (UACS) 08 022 0000000
 Fund Cluster 01 Regular Agency Fund


Particulars	Current Year Budget					Prior Year's Budget											SUB-TOTAL	Trust Liabilities				Grand Total					Remarks		
	PS	MOOE	FinEx	CO	TOTAL	Prior Year's Accounts Payable					Current Year's Accounts Payable					TOTAL		PS	MOOE	CO	TOTAL	PS	MOOE	FinEx	CO	TOTAL			
						PS	MOOE	FinEx	CO	Sub-Total	PS	MOOE	FinEx	CO	Sub-Total													PS	MOOE
1	2	3	4	5	6=(2+3+4+5)	7	8	9	10	11=(7+8+9+10)	12	13	14	15	16=(12+13+14+15)	17=(11+16)	18=(6+17)	19	20	21	22=(19+20+21)	23	24	25	26	27=(23+24+25+26)	28		
CASH DISBURSEMENTS	77,643,112.40	6,466,197.81	0.00	8,021,440.43	92,130,750.64	0.00	0.00	0.00	0.00	0.00	0.00	0.00	0.00	0.00	0.00	0.00	92,130,750.64	0.00	0.00	0.00	0.00	77,643,112.40	6,466,197.81	0.00	8,021,440.43	92,130,750.64			
Notice of Cash Allocation (NCA)	77,643,112.40	6,466,197.81	0.00	8,021,440.43	92,130,750.64	0.00	0.00	0.00	0.00	0.00	0.00	0.00	0.00	0.00	0.00	0.00	92,130,750.64	0.00	0.00	0.00	0.00	77,643,112.40	6,466,197.81	0.00	8,021,440.43	92,130,750.64			
MDS Checks Issued	4,397,078.62	555,034.05	0.00	0.00	4,952,112.67	0.00	0.00	0.00	0.00	0.00	0.00	0.00	0.00	0.00	0.00	0.00	4,952,112.67	0.00	0.00	0.00	0.00	4,397,078.62	555,034.05	0.00	0.00	4,952,112.67			
Advice to Debit Account	73,246,033.78	5,911,163.76	0.00	8,021,440.43	87,178,637.97	0.00	0.00	0.00	0.00	0.00	0.00	0.00	0.00	0.00	0.00	0.00	87,178,637.97	0.00	0.00	0.00	0.00	73,246,033.78	5,911,163.76	0.00	8,021,440.43	87,178,637.97			
Notice of Transfer Allocations (NTA)	0.00	0.00	0.00	0.00	0.00	0.00	0.00	0.00	0.00	0.00	0.00	0.00	0.00	0.00	0.00	0.00	0.00	0.00	0.00	0.00	0.00	0.00	0.00	0.00	0.00	0.00	0.00		
MDS Checks Issued	0.00	0.00	0.00	0.00	0.00	0.00	0.00	0.00	0.00	0.00	0.00	0.00	0.00	0.00	0.00	0.00	0.00	0.00	0.00	0.00	0.00	0.00	0.00	0.00	0.00	0.00	0.00	0.00	
Advice to Debit Account	0.00	0.00	0.00	0.00	0.00	0.00	0.00	0.00	0.00	0.00	0.00	0.00	0.00	0.00	0.00	0.00	0.00	0.00	0.00	0.00	0.00	0.00	0.00	0.00	0.00	0.00	0.00	0.00	
Working Fund for FAPs	0.00	0.00	0.00	0.00	0.00	0.00	0.00	0.00	0.00	0.00	0.00	0.00	0.00	0.00	0.00	0.00	0.00	0.00	0.00	0.00	0.00	0.00	0.00	0.00	0.00	0.00	0.00	0.00	
Cash Disbursement Ceiling (CDC)	0.00	0.00	0.00	0.00	0.00	0.00	0.00	0.00	0.00	0.00	0.00	0.00	0.00	0.00	0.00	0.00	0.00	0.00	0.00	0.00	0.00	0.00	0.00	0.00	0.00	0.00	0.00	0.00	
TOTAL CASH DISBURSEMENTS	77,643,112.40	6,466,197.81	0.00	8,021,440.43	92,130,750.64	0.00	0.00	0.00	0.00	0.00	0.00	0.00	0.00	0.00	0.00	0.00	92,130,750.64	0.00	0.00	0.00	0.00	77,643,112.40	6,466,197.81	0.00	8,021,440.43	92,130,750.64			
NON-CASH DISBURSEMENTS	3,543,409.48	710,345.58	0.00	0.00	4,253,755.06	0.00	0.00	0.00	0.00	0.00	0.00	0.00	0.00	0.00	0.00	0.00	4,253,755.06	0.00	0.00	0.00	0.00	3,543,409.48	710,345.58	0.00	0.00	4,253,755.06			
Tax Remittance Advices Issued (TRA)	3,543,409.48	710,345.58	0.00	0.00	4,253,755.06	0.00	0.00	0.00	0.00	0.00	0.00	0.00	0.00	0.00	0.00	0.00	4,253,755.06	0.00	0.00	0.00	0.00	3,543,409.48	710,345.58	0.00	0.00	4,253,755.06			
Non-Cash Availment Authority (NCAA)	0.00	0.00	0.00	0.00	0.00	0.00	0.00	0.00	0.00	0.00	0.00	0.00	0.00	0.00	0.00	0.00	0.00	0.00	0.00	0.00	0.00	0.00	0.00	0.00	0.00	0.00	0.00	0.00	
Disbursements effected through outright deductions from claims (please specify...)	0.00	0.00	0.00	0.00	0.00	0.00	0.00	0.00	0.00	0.00	0.00	0.00	0.00	0.00	0.00	0.00	0.00	0.00	0.00	0.00	0.00	0.00	0.00	0.00	0.00	0.00	0.00	0.00	
Overpayment of expenses(e.g. personnel benefits)	0.00	0.00	0.00	0.00	0.00	0.00	0.00	0.00	0.00	0.00	0.00	0.00	0.00	0.00	0.00	0.00	0.00	0.00	0.00	0.00	0.00	0.00	0.00	0.00	0.00	0.00	0.00	0.00	
Restitution for loss of government property	0.00	0.00	0.00	0.00	0.00	0.00	0.00	0.00	0.00	0.00	0.00	0.00	0.00	0.00	0.00	0.00	0.00	0.00	0.00	0.00	0.00	0.00	0.00	0.00	0.00	0.00	0.00	0.00	
Liquidated damages and similar claims	0.00	0.00	0.00	0.00	0.00	0.00	0.00	0.00	0.00	0.00	0.00	0.00	0.00	0.00	0.00	0.00	0.00	0.00	0.00	0.00	0.00	0.00	0.00	0.00	0.00	0.00	0.00	0.00	
Others(TEF, BTR-Documentary Stamp Tax, etc.)	0.00	0.00	0.00	0.00	0.00	0.00	0.00	0.00	0.00	0.00	0.00	0.00	0.00	0.00	0.00	0.00	0.00	0.00	0.00	0.00	0.00	0.00	0.00	0.00	0.00	0.00	0.00	0.00	
TOTAL NON-CASH DISBURSEMENTS	3,543,409.48	710,345.58	0.00	0.00	4,253,755.06	0.00	0.00	0.00	0.00	0.00	0.00	0.00	0.00	0.00	0.00	0.00	4,253,755.06	0.00	0.00	0.00	0.00	3,543,409.48	710,345.58	0.00	0.00	4,253,755.06			
GRAND TOTAL	81,186,521.88	7,176,543.39	0.00	8,021,440.43	96,384,505.70	0.00	0.00	0.00	0.00	0.00	0.00	0.00	0.00	0.00	0.00	0.00	96,384,505.70	0.00	0.00	0.00	0.00	81,186,521.88	7,176,543.39	0.00	8,021,440.43	96,384,505.70			


SUMMARY

Particulars	Previous Report	This Month	As at Date
(1)	(2)	(3)	(4)
Total Disbursement Authorities Received	349,209,356.31	127,418,983.27	476,628,339.58
NCA	289,994,000.00	86,919,000.00	376,913,000.00
NTA	0.00	0.00	0.00
Working Fund	44,403,633.92	36,246,228.21	80,649,862.13
TRA	14,811,722.39	4,253,755.06	19,065,477.45
CDC	0.00	0.00	0.00
NCAA	0.00	0.00	0.00
Less: Notice of Transfer of Allocations (NTA)* issued	0.00	0.00	0.00
Total Disbursement Authorities Available	349,209,356.31	127,418,983.27	476,628,339.58
Less:	0.00	0.00	0.00
Lapsed NCA	0.00	0.00	0.00
Disbursements	268,558,513.70	96,384,505.70	364,943,019.40
Less: Other Non-Cash Disbursements	0.00	0.00	0.00
Disbursements effected through outright deductions from claims	0.00	0.00	0.00
Overpayment of expenses(e.g. personnel benefits)	0.00	0.00	0.00
Restitution for loss of government property	0.00	0.00	0.00
Liquidated damages and similar claims	0.00	0.00	0.00
Others (e.g. TEF, BTR, Docs Stamp, etc.)	0.00	0.00	0.00
Add/Less: Adjustments (e.g. cancelled/staled checks)	0.00	0.00	0.00
Balance of Disbursement Authorities as at date	80,650,842.61	31,034,477.57	111,685,320.18
Total Disbursements Program	263,133,000.00	93,660,000.00	356,793,000.00
Less: *Actual Disbursements	268,558,513.70	96,384,505.70	364,943,019.40
(Over)/Under spending	(5,425,513.70)	(2,724,505.70)	(8,150,019.40)

Notes: * The use of NTA is discouraged
 Notes: ** Amounts should tally with the grand total disbursement (column 27).

Certified Correct:

 MA. REMEDIOS E. TAGONAN
 University Accountant
 Date:

Recommending Approval:

 EMERITA R. GERON
 Chief AO-Finance
 Date:

Approved By:

 URDUJAH G. ALVARADO
 University President
 Date: