

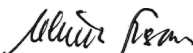
Particulars	UACS CODE	Approved Budget			Budget Utilization					Disbursements					Balances		
		Approved Budgeted Revenue	Adjustments (Additions, Reductions, Realignment)	Adjusted Budgeted Revenue	1st Quarter Ending March 31	2nd Quarter Ending June 30	3rd Quarter Ending Sept. 30	4th Quarter Ending Dec. 31	Total	1st Quarter Ending March 31	2nd Quarter Ending June 30	3rd Quarter Ending Sept. 30	4th Quarter Ending Dec. 31	Total	Unutilized Budget	Unpaid Utilizations	
																Due and Demandable / Accounts Payable	Not Yet Due and Demandable
1	2	3	4	5=[3+(-)4]	6	7	8	9	10=(6+7+8+9)	11	12	13	14	15=(11+12+13+14)	16=(5-10)	17	18
Equipment Expenses	5020321000	1,829,727.55	71,926.23	1,901,653.78	324,613.10	511,181.14	556,183.05	457,865.50	1,849,842.79	205,310.10	498,021.14	525,587.00	463,196.07	1,692,114.31	51,810.99		157,728.48
Machinery	5020321001	7,000.00	8,595.00	15,595.00		7,000.00	8,595.00		15,595.00			8,595.00		8,595.00			7,000.00
Office Equipment	5020321002	684,308.50	(79,887.92)	604,420.58	123,899.00	184,917.09	191,713.00	99,281.50	599,810.59	70,200.00	213,880.09	183,526.00	118,623.50	586,229.59	4,609.99		13,581.00
Information and Communications Technology Equipment	5020321003	699,174.05	90,702.15	789,876.20	158,376.10	211,204.05	272,818.05	147,268.00	789,666.20	104,570.10	180,951.05	318,776.00	102,471.57	706,768.72	210.00		82,897.48
Communications Equipment	5020321007	219,955.00	26,800.00	246,755.00	12,888.00		61,947.00	171,810.00	246,645.00	3,890.00	6,890.00	4,380.00	202,595.00	217,755.00	110.00		28,890.00
Disaster Response and Rescue Equipment	5020321008	81,600.00		81,600.00		81,600.00			81,600.00		81,600.00			81,600.00			
Medical Equipment	5020321010		10,800.00	10,800.00			10,800.00		10,800.00								10,800.00
Printing Equipment	5020321011		26,700.00	26,700.00	18,300.00		8,400.00		26,700.00	18,300.00		8,400.00		26,700.00			
Sports Equipment	5020321012	85,000.00	(4,153.00)	80,847.00			1,910.00	32,056.00	33,966.00			1,910.00	32,056.00	33,966.00	46,881.00		
Other Machinery and Equipment	5020321099	52,690.00	(7,630.00)	45,060.00	11,150.00	26,460.00		7,450.00	45,060.00	8,350.00	14,700.00		7,450.00	30,500.00			14,560.00
Semi-Expendable Furniture, Fixtures and Books Expenses	5020322000	3,215,850.00	(825,474.00)	2,390,376.00	273,111.00	506,640.00	601,565.00	445,620.00	1,826,936.00	157,780.00	411,149.00	323,690.00	808,951.00	1,701,570.00	563,440.00		125,366.00
Furniture and Fixtures	5020322001	2,004,875.00	33,009.00	2,037,884.00	270,815.00	423,039.00	334,970.00	445,620.00	1,474,444.00	157,780.00	411,149.00	154,770.00	633,081.00	1,356,780.00	563,440.00		117,664.00
Books	5020322002	1,210,975.00	(858,483.00)	352,492.00	2,296.00	83,601.00	266,595.00		352,492.00			168,920.00	175,870.00	344,790.00			7,702.00
Other Supplies and Materials Expenses	5020399000	13,874,173.06	(1,536,804.29)	12,337,368.77	2,037,649.27	3,364,552.98	2,488,243.83	3,604,905.02	11,495,351.10	1,326,464.69	3,013,547.82	3,030,979.17	3,174,399.32	10,545,391.00	842,017.67		949,960.10
Other Supplies and Materials Expenses	5020399000	13,874,173.06	(1,536,804.29)	12,337,368.77	2,037,649.27	3,364,552.98	2,488,243.83	3,604,905.02	11,495,351.10	1,326,464.69	3,013,547.82	3,030,979.17	3,174,399.32	10,545,391.00	842,017.67		949,960.10
Utility Expenses	5020400000	25,573,918.65	2,672,711.89	28,246,630.54	5,245,813.30	6,769,248.83	5,285,609.89	10,585,450.01	27,886,122.03	5,170,813.30	6,830,478.83	4,082,219.71	8,546,067.04	24,629,578.88	360,508.51		3,256,543.15
Water Expenses	5020401000	1,102,586.90	(142,176.29)	960,410.61	273,968.63	283,322.90	171,502.89	231,589.94	960,384.36	198,968.63	344,552.90	210,497.89	164,239.74	918,259.16	26.25		42,125.20
Water Expenses	5020401000	1,102,586.90	(142,176.29)	960,410.61	273,968.63	283,322.90	171,502.89	231,589.94	960,384.36	198,968.63	344,552.90	210,497.89	164,239.74	918,259.16	26.25		42,125.20
Electricity Expenses	5020402000	24,471,331.75	2,814,888.18	27,286,219.93	4,971,844.67	6,485,925.93	5,114,107.00	10,353,860.07	26,925,737.67	4,971,844.67	6,485,925.93	3,871,721.82	8,381,827.30	23,711,319.72	360,482.26		3,214,417.95
Electricity Expenses	5020402000	24,471,331.75	2,814,888.18	27,286,219.93	4,971,844.67	6,485,925.93	5,114,107.00	10,353,860.07	26,925,737.67	4,971,844.67	6,485,925.93	3,871,721.82	8,381,827.30	23,711,319.72	360,482.26		3,214,417.95
Communication Expenses	5020500000	9,431,481.11	(329,273.53)	9,102,207.58	1,004,721.05	2,350,429.30	1,923,469.52	3,794,593.84	9,073,213.71	1,003,527.05	1,943,965.06	1,825,922.79	3,186,108.55	7,959,523.45	28,993.87		1,113,690.26
Postage and Courier Services	5020501000	11,659.00	(3,500.00)	8,159.00	1,865.00			5,479.00	7,344.00	671.00	185.00	4,021.00	2,467.00	7,344.00	815.00		
Postage and Courier Services	5020501000	11,659.00	(3,500.00)	8,159.00	1,865.00			5,479.00	7,344.00	671.00	185.00	4,021.00	2,467.00	7,344.00	815.00		
Telephone Expenses	5020502000	4,669,419.55	21,037.20	4,690,456.75	254,472.93	1,368,287.74	1,111,507.70	1,932,899.99	4,667,168.36	254,472.93	1,225,135.81	1,078,234.13	1,831,863.21	4,389,706.08	23,288.39		277,462.28
Mobile	5020502001	1,565,308.98	128,337.73	1,693,646.71	191,450.00	291,346.03	245,708.31	941,925.32	1,670,429.66	191,450.00	282,146.03	215,366.78	846,194.76	1,535,157.57	23,217.05		135,272.09
Landline	5020502002	3,104,110.57	(107,300.53)	2,996,810.04	63,022.93	1,076,941.71	865,799.39	990,974.67	2,996,738.70	63,022.93	942,989.78	862,867.35	985,668.45	2,854,548.51	71.34		142,190.19
Internet Subscription Expenses	5020503000	4,733,202.56	(336,810.73)	4,396,391.83	748,383.12	980,341.56	810,761.82	1,855,614.85	4,395,101.35	748,383.12	716,844.25	742,467.66	1,351,178.34	3,558,873.37	1,290.48		836,227.98
Internet Subscription Expenses	5020503000	4,733,202.56	(336,810.73)	4,396,391.83	748,383.12	980,341.56	810,761.82	1,855,614.85	4,395,101.35	748,383.12	716,844.25	742,467.66	1,351,178.34	3,558,873.37	1,290.48		836,227.98
Cable, Satellite, Telegraph and Radio Expenses	5020504000	17,200.00	(10,000.00)	7,200.00		1,800.00	1,200.00	600.00	3,600.00		1,800.00	1,200.00	600.00	3,600.00	3,600.00		
Cable, Satellite, Telegraph and Radio Expenses	5020504000	17,200.00	(10,000.00)	7,200.00		1,800.00	1,200.00	600.00	3,600.00		1,800.00	1,200.00	600.00	3,600.00	3,600.00		
Awards/Rewards and Prizes	5020600000	183,000.00	(53,000.00)	130,000.00		17,500.00	70,000.00	42,500.00	130,000.00		15,000.00	5,000.00	42,500.00	62,500.00			67,500.00
Awards/Rewards Expenses	5020601000	98,000.00	(53,000.00)	45,000.00		15,000.00	30,000.00		45,000.00		10,000.00			10,000.00			35,000.00
Awards/Rewards Expenses	5020601001	98,000.00	(53,000.00)	45,000.00		15,000.00	30,000.00		45,000.00		10,000.00			10,000.00			35,000.00
Prizes	5020602000	85,000.00		85,000.00		2,500.00	40,000.00	42,500.00	85,000.00		5,000.00	5,000.00	42,500.00	52,500.00			32,500.00
Prizes	5020602000	85,000.00		85,000.00		2,500.00	40,000.00	42,500.00	85,000.00		5,000.00	5,000.00	42,500.00	52,500.00			32,500.00
Survey, Research, Exploration and Development Expenses	5020700000	50,000.00	(440.00)	49,560.00		49,560.00			49,560.00		49,560.00			49,560.00			
Survey Expenses	5020701000	50,000.00	(440.00)	49,560.00		49,560.00			49,560.00		49,560.00			49,560.00			
Survey Expenses	5020701000	50,000.00	(440.00)	49,560.00		49,560.00			49,560.00		49,560.00			49,560.00			
Confidential, Intelligence and Extraordinary Expenses	5021000000		33,000.00	33,000.00		33,000.00			33,000.00		33,000.00			33,000.00			
Extraordinary and Miscellaneous Expenses	5021003000		33,000.00	33,000.00		33,000.00			33,000.00		33,000.00			33,000.00			
Extraordinary and Miscellaneous Expenses	5021003000		33,000.00	33,000.00		33,000.00			33,000.00		33,000.00			33,000.00			
Professional Services	5021100000	59,495,319.66	853,417.71	60,348,737.37	7,623,563.80	14,329,161.43	16,950,380.28	20,750,158.89	59,653,264.40	7,505,658.88	13,794,731.64	16,511,547.34	19,349,129.05	57,161,066.91	695,472.97		2,492,197.49
Legal Services	5021101000	140,000.00		140,000.00	35,000.00			105,000.00	140,000.00	35,000.00			105,000.00	140,000.00			
Legal Services	5021101000	140,000.00		140,000.00	35,000.00			105,000.00	140,000.00	35,000.00			105,000.00	140,000.00			
Other Professional Services	5021199000	59,355,319.66	853,417.71	60,208,737.37	7,588,563.80	14,329,161.43	16,950,380.28	20,645,158.89	59,513,264.40	7,470,658.88	13,794,731.64	16,511,547.34	19,244,129.05	57,021,066.91	695,472.97		2,492,197.49
Other Professional Services	5021199000	59,355,319.66	853,417.71	60,208,737.37	7,588,563.80	14,329,161.43	16,950,380.28	20,645,158.89	59,513,264.40	7,470,658.88	13,794,731.64	16,511,547.34	19,244,129.05	57,021,066.91	695,472.97		2,492,197.49

Particulars	UACS CODE	Approved Budget			Budget Utilization					Disbursements					Balances		
		Approved Budgeted Revenue	Adjustments (Additions, Reductions, Realignment)	Adjusted Budgeted Revenue	1st Quarter Ending March 31	2nd Quarter Ending June 30	3rd Quarter Ending Sept. 30	4th Quarter Ending Dec. 31	Total	1st Quarter Ending March 31	2nd Quarter Ending June 30	3rd Quarter Ending Sept. 30	4th Quarter Ending Dec. 31	Total	Unutilized Budget	Unpaid Utilizations	
																Due and Demandable / Accounts Payable	Not Yet Due and Demandable
1	2	3	4	5=[3+(-)4]	6	7	8	9	10=(6+7+8+9)	11	12	13	14	15=(11+12+13+14)	16=(5-10)	17	18
General Services	5021200000	10,386,741.03	76,359.10	10,463,100.13	1,611,828.02	1,618,447.38	3,543,085.87	3,689,509.64	10,462,870.91	1,605,068.02	1,577,466.98	3,408,487.61	3,621,796.15	10,212,818.76	229.22		250,052.15
Janitorial Services	5021202000	3,886,814.00		3,886,814.00	613,517.50	607,181.25	1,252,561.56	1,413,386.37	3,886,646.68	606,757.50	599,381.25	1,233,595.30	1,296,840.38	3,736,574.43	167.32		150,072.25
Janitorial Services	5021202000	3,886,814.00		3,886,814.00	613,517.50	607,181.25	1,252,561.56	1,413,386.37	3,886,646.68	606,757.50	599,381.25	1,233,595.30	1,296,840.38	3,736,574.43	167.32		150,072.25
Security Services	5021203000	5,535,685.62	(22,535.20)	5,513,150.42	875,114.08	789,971.77	2,029,192.76	1,818,809.91	5,513,088.52	875,114.08	756,791.37	1,913,560.76	1,867,642.41	5,413,108.62	61.90		99,979.90
Security Services	5021203000	5,535,685.62	(22,535.20)	5,513,150.42	875,114.08	789,971.77	2,029,192.76	1,818,809.91	5,513,088.52	875,114.08	756,791.37	1,913,560.76	1,867,642.41	5,413,108.62	61.90		99,979.90
Other General Services	5021299000	964,241.41	98,894.30	1,063,135.71	123,196.44	221,294.36	261,331.55	457,313.36	1,063,135.71	123,196.44	221,294.36	261,331.55	457,313.36	1,063,135.71			
Other General Services	5021299099	964,241.41	98,894.30	1,063,135.71	123,196.44	221,294.36	261,331.55	457,313.36	1,063,135.71	123,196.44	221,294.36	261,331.55	457,313.36	1,063,135.71			
Repairs and Maintenance	5021300000	18,685,350.84	(2,782.98)	18,682,567.86	2,316,650.50	3,876,259.55	2,693,936.19	5,855,866.88	14,742,713.12	1,946,796.84	4,161,064.27	2,217,339.80	5,469,318.75	13,794,519.66	3,939,854.74		948,193.46
Repairs and Maintenance - Land Improvements	5021302000	363,000.00	(45,000.00)	318,000.00		232,800.00	45,054.50	40,024.00	317,878.50		232,800.00	45,054.50	38,164.00	316,018.50	121.50		1,860.00
Other Land Improvements	5021302099	363,000.00	(45,000.00)	318,000.00		232,800.00	45,054.50	40,024.00	317,878.50		232,800.00	45,054.50	38,164.00	316,018.50	121.50		1,860.00
Repairs and Maintenance - Infrastructure Assets	5021303000	501,825.00		501,825.00		24,145.00	25,835.00	151,845.00	201,825.00		24,145.00	25,835.00	151,845.00	201,825.00	300,000.00		
Power Supply Systems	5021303005	501,825.00		501,825.00		24,145.00	25,835.00	151,845.00	201,825.00		24,145.00	25,835.00	151,845.00	201,825.00	300,000.00		
Repairs and Maintenance - Buildings and Other Structures	5021304000	14,952,558.79	977,712.10	15,930,270.89	2,148,829.50	3,232,549.99	2,136,820.50	4,962,540.94	12,480,740.93	1,805,155.84	3,479,178.99	1,795,233.00	4,624,856.64	11,704,424.47	3,449,529.96		776,316.46
Buildings	5021304001	344,080.85	51,117.50	395,198.35	49,690.00	22,560.00	2,000.00	320,948.35	395,198.35	49,690.00	22,560.00	27,691.00	226,257.35	326,198.35			69,000.00
School Buildings	5021304002	9,236,407.84	1,098,110.15	10,334,517.99	1,574,577.15	1,607,182.49	1,286,421.15	2,699,351.79	7,167,532.58	1,521,352.89	1,580,493.24	1,003,426.65	2,821,543.99	6,926,816.77	3,166,985.41		240,715.81
Other Structures	5021304099	5,372,070.10	(171,515.55)	5,200,554.55	524,562.35	1,602,807.50	848,399.35	1,942,240.80	4,918,010.00	234,112.95	1,876,125.75	764,115.35	1,577,055.30	4,451,409.35	282,544.55		466,600.65
Repairs and Maintenance - Machinery and Equipment	5021305000	862,057.00	(381,619.50)	480,437.50	12,625.00	104,345.50	119,258.00	217,165.00	453,393.50	12,625.00	80,255.50	84,598.00	171,024.00	348,502.50	27,044.00		104,891.00
Machinery	5021305001	134,597.00	(77,975.00)	56,622.00		4,025.00	9,593.00	18,125.00	31,743.00		4,025.00		24,224.00	28,249.00	24,879.00		3,494.00
Office Equipment	5021305002	199,390.00	12,275.00	211,665.00	9,875.00	21,600.00	66,320.00	113,245.00	211,040.00	9,875.00		74,603.00	84,350.00	168,828.00	625.00		42,212.00
Information and Communication Technology Equipment	5021305003	76,050.00	(40,200.00)	35,850.00			29,550.00	4,800.00	34,350.00				15,950.00	15,950.00	1,500.00		18,400.00
Agricultural and Forestry Equipment	5021305004		48,795.50	48,795.50		48,795.50			48,795.50		48,795.50			48,795.50			
Communication Equipment	5021305007	15,320.00	24,660.00	39,980.00		2,490.00	7,000.00	30,490.00	39,980.00			7,000.00	8,200.00	15,200.00			24,780.00
Construction and Heavy Equipment	5021305008	67,680.00	(48,190.00)	19,490.00			2,995.00	16,495.00	19,490.00			2,995.00	5,690.00	8,685.00			10,805.00
Medical Equipment	5021305011	7,970.00	(7,270.00)	700.00				700.00	700.00								700.00
Other Machinery and Equipment	5021305099	361,050.00	(293,715.00)	67,335.00	2,750.00	27,435.00	3,800.00	33,310.00	67,295.00	2,750.00	27,435.00		32,610.00	62,795.00	40.00		4,500.00
Repairs and Maintenance - Transportation Equipment	5021306000	1,931,010.05	(530,134.08)	1,400,875.97	132,025.00	264,644.06	356,755.69	484,291.94	1,237,716.69	109,245.00	323,509.78	256,406.80	483,429.11	1,172,590.69	163,159.28		65,126.00
Motor Vehicles	5021306001	1,931,010.05	(530,134.08)	1,400,875.97	132,025.00	264,644.06	356,755.69	484,291.94	1,237,716.69	109,245.00	323,509.78	256,406.80	483,429.11	1,172,590.69	163,159.28		65,126.00
Repairs and Maintenance - Furniture and Fixtures	5021307000	30,000.00	(4,787.50)	25,212.50		15,000.00		10,212.50	25,212.50		15,000.00	10,212.50		25,212.50			
Repairs and Maintenance - Furniture and Fixtures	5021307000	30,000.00	(4,787.50)	25,212.50		15,000.00		10,212.50	25,212.50		15,000.00	10,212.50		25,212.50			
Repairs and Maintenance - Other Property, Plant and Equipment	5021399000	44,900.00	(18,954.00)	25,946.00	23,171.00	2,775.00			25,946.00	19,771.00	6,175.00			25,946.00			
Other Property, Plant and Equipment	5021399099	44,900.00	(18,954.00)	25,946.00	23,171.00	2,775.00			25,946.00	19,771.00	6,175.00			25,946.00			
Taxes, Insurance Premiums and Other Fees	5021500000	360,389.22	24,118.04	384,507.26	25,673.04	92,408.38	12,229.42	254,196.42	384,507.26	25,673.04	82,092.58	12,229.42	213,399.51	333,394.55			51,112.71
Taxes, Duties and Licenses	5021501000	51,543.06	(24,500.00)	27,043.06		4,214.06	5,000.00	17,829.00	27,043.06		4,214.06	5,000.00	17,329.00	26,543.06			500.00
Taxes, Duties and Licenses	5021501001	51,543.06	(24,500.00)	27,043.06		4,214.06	5,000.00	17,829.00	27,043.06		4,214.06	5,000.00	17,329.00	26,543.06			500.00
Fidelity Bond Premiums	5021502000	235,686.25	50,000.00	285,686.25		60,000.00		225,686.25	285,686.25		60,000.00		191,748.25	251,748.25			33,938.00
Fidelity Bond Premiums	5021502000	235,686.25	50,000.00	285,686.25		60,000.00		225,686.25	285,686.25		60,000.00		191,748.25	251,748.25			33,938.00
Insurance Expenses	5021503000	73,159.91	(1,381.96)	71,777.95	25,673.04	28,194.32	7,229.42	10,681.17	71,777.95	25,673.04	17,878.52	7,229.42	4,322.26	55,103.24			16,674.71
Insurance Expenses	5021503000	73,159.91	(1,381.96)	71,777.95	25,673.04	28,194.32	7,229.42	10,681.17	71,777.95	25,673.04	17,878.52	7,229.42	4,322.26	55,103.24			16,674.71
Labor and Wages	5021600000	4,038,638.43	676,259.11	4,714,897.54	738,325.85	927,597.99	1,452,028.47	1,581,406.73	4,699,359.04	738,100.85	913,547.99	1,364,609.25	1,421,393.44	4,437,651.53	15,538.50		261,707.51
Labor and Wages	5021601000	4,038,638.43	676,259.11	4,714,897.54	738,325.85	927,597.99	1,452,028.47	1,581,406.73	4,699,359.04	738,100.85	913,547.99	1,364,609.25	1,421,393.44	4,437,651.53	15,538.50		261,707.51
Labor and Wages	5021601000	4,038,638.43	676,259.11	4,714,897.54	738,325.85	927,597.99	1,452,028.47	1,581,406.73	4,699,359.04	738,100.85	913,547.99	1,364,609.25	1,421,393.44	4,437,651.53	15,538.50		261,707.51
Other Maintenance and Operating Expenses	5029900000	48,169,365.10	3,799,532.87	51,968,897.97	7,078,665.38	7,912,594.56	7,420,154.60	27,612,891.35	50,024,305.89	6,345,208.21	7,655,358.02	7,755,432.42	26,698,497.61	48,454,496.26	1,944,592.08		1,569,809.63
Advertising Expenses	5029901000	426,008.80	215,662.40	641,671.20	143,540.50	205,928.20	155,954.00	131,848.50	637,271.20	34,690.00	297,616.90	142,669.00	61,953.50	536,929.40	4,400.00		100,341.80
Advertising Expenses	5029901000	426,008.80	215,662.40	641,671.20	143,540.50	205,928.20	155,954.00	131,848.50	637,271.20	34,690.00	297,616.90	142,669.00	61,953.50	536,929.40	4,400.00		100,341.80
Printing and Publication Expenses	5029902000	2,182,720.00	(665,963.00)	1,516,757.00	104,293.00	332,182.00	992,180.40	87,101.60	1,515,757.00	95,293.00	212,032.00	1,018,465.99	171,231.60	1,497,022.59	1,000.00		18,734.41

Particulars	UACS CODE	Approved Budget			Budget Utilization					Disbursements					Balances		
		Approved Budgeted Revenue	Adjustments (Additions, Reductions, Realignment)	Adjusted Budgeted Revenue	1st Quarter Ending March 31	2nd Quarter Ending June 30	3rd Quarter Ending Sept. 30	4th Quarter Ending Dec. 31	Total	1st Quarter Ending March 31	2nd Quarter Ending June 30	3rd Quarter Ending Sept. 30	4th Quarter Ending Dec. 31	Total	Unutilized Budget	Unpaid Utilizations	
																Due and Demandable / Accounts Payable	Not Yet Due and Demandable
1	2	3	4	5=[3+(-)4]	6	7	8	9	10=(6+7+8+9)	11	12	13	14	15=(11+12+13+14)	16=(5-10)	17	18
Printing and Publication Expenses	5029902000	2,182,720.00	(665,963.00)	1,516,757.00	104,293.00	332,182.00	992,180.40	87,101.60	1,515,757.00	95,293.00	212,032.00	1,018,465.99	171,231.60	1,497,022.59	1,000.00		18,734.41
Representation Expenses	5029903000	10,268,400.19	396,970.32	10,665,370.51	1,871,447.00	2,174,023.67	2,672,860.17	3,688,919.31	10,407,250.15	1,657,739.47	2,074,430.11	2,698,679.83	3,301,814.37	9,732,663.78	258,120.36		674,586.37
Representation Expenses	5029903000	10,268,400.19	396,970.32	10,665,370.51	1,871,447.00	2,174,023.67	2,672,860.17	3,688,919.31	10,407,250.15	1,657,739.47	2,074,430.11	2,698,679.83	3,301,814.37	9,732,663.78	258,120.36		674,586.37
Transportation and Delivery Expenses	5029904000	185,000.00	41,000.00	226,000.00	29,000.00	57,000.00	50,000.00	90,000.00	226,000.00	4,000.00	82,000.00	50,000.00		136,000.00			90,000.00
Transportation and Delivery Expenses	5029904000	185,000.00	41,000.00	226,000.00	29,000.00	57,000.00	50,000.00	90,000.00	226,000.00	4,000.00	82,000.00	50,000.00		136,000.00			90,000.00
Rent/Lease Expenses	5029905000	858,090.00	90,000.00	948,090.00	69,440.00	665,900.00	123,550.00	57,006.23	915,896.23	75,440.00	544,828.08	71,000.00	38,306.23	729,574.31	32,193.77		186,321.92
Rents - Building and Structures	5029905001	37,500.00	62,400.00	99,900.00		51,900.00	37,500.00	10,500.00	99,900.00		51,900.00	35,000.00	13,000.00	99,900.00			
Rents - Motor Vehicles	5029905003	90,000.00		90,000.00	32,500.00		20,000.00	5,306.23	57,806.23	32,500.00		20,000.00	5,306.23	57,806.23	32,193.77		
Rents - Equipment	5029905004	730,590.00	27,600.00	758,190.00	36,940.00	614,000.00	66,050.00	41,200.00	758,190.00	42,940.00	492,928.08	16,000.00	20,000.00	571,868.08			186,321.92
Membership Dues and Contributions to Organizations	5029906000	954,700.00	44,550.00	999,250.00	18,470.00	12,280.00	66,300.00	902,160.00	999,210.00	18,470.00	3,640.00	61,313.00	905,920.00	989,343.00	40.00		9,867.00
Membership Dues and Contributions to Organizations	5029906000	954,700.00	44,550.00	999,250.00	18,470.00	12,280.00	66,300.00	902,160.00	999,210.00	18,470.00	3,640.00	61,313.00	905,920.00	989,343.00	40.00		9,867.00
Subscription Expenses	5029907000	243,013.00	44,234.65	287,247.65	33,346.00	121,611.00	40,799.00	36,325.00	232,081.00	30,145.00	90,714.00	54,851.00	8,841.00	184,551.00	55,166.65		47,530.00
Other Subscription Expenses	5029907099	243,013.00	44,234.65	287,247.65	33,346.00	121,611.00	40,799.00	36,325.00	232,081.00	30,145.00	90,714.00	54,851.00	8,841.00	184,551.00	55,166.65		47,530.00
Donations	5029908000	22,675.00		22,675.00			22,675.00		22,675.00								22,675.00
Donations	5029908000	22,675.00		22,675.00			22,675.00		22,675.00								22,675.00
Other Maintenance and Operating Expenses	5029999000	33,028,758.11	3,633,078.50	36,661,836.61	4,809,128.88	4,343,669.69	3,295,836.03	22,619,530.71	35,068,165.31	4,429,430.74	4,350,096.93	3,658,453.60	22,210,430.91	34,648,412.18	1,593,671.30		419,753.13
Other Maintenance and Operating Expenses	5029999099	33,028,758.11	3,633,078.50	36,661,836.61	4,809,128.88	4,343,669.69	3,295,836.03	22,619,530.71	35,068,165.31	4,429,430.74	4,350,096.93	3,658,453.60	22,210,430.91	34,648,412.18	1,593,671.30		419,753.13
Capital Outlays		140,039,149.79	(5,634,997.05)	134,404,152.74	7,713,113.83	10,893,336.38	13,539,380.42	26,917,012.02	59,062,842.65	4,523,843.25	4,926,289.58	12,698,734.53	15,089,354.76	37,238,222.12	75,341,310.09		21,824,620.53
Property, Plant and Equipment Outlay	5060400000	134,989,156.75	(5,634,997.05)	129,354,159.70	7,713,113.83	10,893,336.38	13,539,380.42	26,917,012.02	59,062,842.65	4,523,843.25	4,926,289.58	12,698,734.53	15,089,354.76	37,238,222.12	70,291,317.05		21,824,620.53
Land Improvements Outlay	5060402000	22,082,602.50	(542,328.48)	21,540,274.02			7,133,570.11	6,074,765.68	13,208,335.79			1,332,918.96	6,273,309.94	7,606,228.90	8,331,938.23		5,602,106.89
Other Land Improvements	5060402099	22,082,602.50	(542,328.48)	21,540,274.02			7,133,570.11	6,074,765.68	13,208,335.79			1,332,918.96	6,273,309.94	7,606,228.90	8,331,938.23		5,602,106.89
Infrastructure Outlay	5060403000	3,200,672.00	(2,233,015.23)	967,656.77											967,656.77		
Road Networks	5060403001	37,150.00		37,150.00											37,150.00		
Power Supply Systems	5060403005	3,163,522.00	(2,233,015.23)	930,506.77											930,506.77		
Buildings and Other Structures	5060404000	36,561,498.76	(266,668.67)	36,294,830.09	389,981.17	830,477.21	1,427,354.89	13,474,299.94	16,122,113.21	176,703.29	367,507.21	478,096.50	2,558,299.94	3,580,606.94	20,172,716.88		12,541,506.27
Buildings	5060404001	524,298.37		524,298.37	23,204.00				23,204.00						501,094.37		23,204.00
School Buildings	5060404002	12,038,031.16	23,139.03	12,061,170.19	23,139.03	191,416.71	459,818.50		674,374.24		191,416.71	405,578.00		596,994.71	11,386,795.95		77,379.53
Other Structures	5060404099	23,999,169.23	(289,807.70)	23,709,361.53	343,638.14	639,060.50	967,536.39	13,474,299.94	15,424,534.97	176,703.29	176,090.50	72,518.50	2,558,299.94	2,983,612.23	8,284,826.56		12,440,922.74
Machinery and Equipment Outlay	5060405000	50,291,723.42	(1,633,895.98)	48,657,827.44	1,361,279.66	6,262,300.17	4,557,521.00	6,522,276.27	18,703,377.10	493,725.96	1,121,965.37	8,867,702.07	5,441,372.75	15,924,766.15	29,954,450.34		2,778,610.95
Machinery	5060405001	19,500.00		19,500.00											19,500.00		
Office Equipment	5060405002	6,297,997.00	(469,946.94)	5,828,050.06	20,953.00	459,290.00	409,120.00	1,072,937.66	1,962,300.66		186,990.00	357,848.57	1,017,784.09	1,562,622.66	3,865,749.40		399,678.00
Information and Communication Technology Equipment	5060405003	21,178,955.79	(619,504.07)	20,559,451.72	1,253,836.66	4,095,193.17	3,197,432.00	2,631,610.88	11,178,072.71	407,235.96	716,108.87	6,788,082.00	2,493,467.25	10,404,894.08	9,381,379.01		773,178.63
Agricultural and Forestry Equipment	5060405004	251,000.00		251,000.00		43,957.00	105,969.00	71,928.00	221,854.00		43,957.00	105,969.00	71,928.00	221,854.00	29,146.00		
Communication Equipment	5060405007	5,231,350.00	449,158.87	5,680,508.87	86,490.00	659,340.00	300,000.00	1,026,332.00	2,072,162.00	86,490.00		746,240.00	80,330.00	913,060.00	3,608,346.87		1,159,102.00
Construction and Heavy Equipment	5060405008	499,240.00		499,240.00											499,240.00		
Military, Police and Security Equipment	5060405010	480,000.00	(44,952.00)	435,048.00		435,048.00			435,048.00				435,000.00	435,000.00			48.00
Medical Equipment	5060405011	1,452,960.00	(692,085.44)	760,874.56		478,000.00			478,000.00		124,000.00	284,000.00	70,000.00	478,000.00	282,874.56		
Sports Equipment	5060405013	1,349,239.13	(38,000.00)	1,311,239.13				181,239.13	181,239.13				181,239.13	181,239.13	1,130,000.00		
Technical and Scientific Equipment	5060405014	5,761,520.00	(55,726.40)	5,705,793.60			545,000.00	543,118.60	1,088,118.60			545,000.00	117,500.00	662,500.00	4,617,675.00		425,618.60
Other Machinery and Equipment	5060405099	7,769,961.50	(162,840.00)	7,607,121.50		91,472.00		995,110.00	1,086,582.00		50,909.50	40,562.50	974,124.28	1,065,596.28	6,520,539.50		20,985.72
Transportation Equipment Outlay	5060406000	16,889,834.50	451,033.50	17,340,868.00	5,290,891.00	3,277,828.00			8,568,719.00	3,771,919.00	3,117,972.00	1,650,468.00		8,540,359.00	8,772,149.00		28,360.00
Motor Vehicles	5060406001	16,589,834.50	751,033.50	17,340,868.00	5,290,891.00	3,277,828.00			8,568,719.00	3,771,919.00	3,117,972.00	1,650,468.00		8,540,359.00	8,772,149.00		28,360.00
Watercrafts	5060406004	300,000.00	(300,000.00)														
Furniture, Fixtures and Books Outlay	5060407000	3,872,207.46	(397,989.53)	3,474,217.93	579,662.00	522,731.00	388,134.42	543,170.13	2,033,697.55	59,995.00	249,045.00	336,749.00	513,872.13	1,159,661.13	1,440,520.38		874,036.42

Particulars	UACS CODE	Approved Budget			Budget Utilization					Disbursements					Balances		
		Approved Budgeted Revenue	Adjustments (Additions, Reductions, Realignment)	Adjusted Budgeted Revenue	1st Quarter Ending March 31	2nd Quarter Ending June 30	3rd Quarter Ending Sept. 30	4th Quarter Ending Dec. 31	Total	1st Quarter Ending March 31	2nd Quarter Ending June 30	3rd Quarter Ending Sept. 30	4th Quarter Ending Dec. 31	Total	Unutilized Budget	Unpaid Utilizations	
																Due and Demandable / Accounts Payable	Not Yet Due and Demandable
1	2	3	4	5=[3+(-)4]	6	7	8	9	10=(6+7+8+9)	11	12	13	14	15=(11+12+13+14)	16=(5-10)	17	18
Furniture and Fixtures	5060407001	1,903,841.76	(236,923.76)	1,666,918.00	167,800.00	122,400.00	223,505.00	268,700.00	782,405.00	59,995.00	173,100.00	269,905.00	139,254.00	642,254.00	884,513.00		140,151.00
Books	5060407002	1,968,365.70	(161,065.77)	1,807,299.93	411,862.00	400,331.00	164,629.42	274,470.13	1,251,292.55		75,945.00	66,844.00	374,618.13	517,407.13	556,007.38		733,885.42
Other Property Plant and Equipment Outlay	5060409000	2,090,618.11	(1,012,132.66)	1,078,485.45	91,300.00		32,800.00	302,500.00	426,600.00	21,500.00	69,800.00	32,800.00	302,500.00	426,600.00	651,885.45		
Other Property, Plant and Equipment	5060409099	2,090,618.11	(1,012,132.66)	1,078,485.45	91,300.00		32,800.00	302,500.00	426,600.00	21,500.00	69,800.00	32,800.00	302,500.00	426,600.00	651,885.45		
Biological Assets Outlay	5060500000	49,993.04		49,993.04											49,993.04		
Bearer Biological Assets Outlay	5060501000	49,993.04		49,993.04											49,993.04		
Breeding Stocks	5060501001	49,993.04		49,993.04											49,993.04		
Intangible Assets Outlay	5060600000	5,000,000.00		5,000,000.00											5,000,000.00		
Computer Software	5060602000	5,000,000.00		5,000,000.00											5,000,000.00		
Computer Software	5060602000	5,000,000.00		5,000,000.00											5,000,000.00		
GRAND TOTAL																	
Grand Total		374,662,511.25		374,662,511.25	44,894,491.14	60,607,213.14	65,938,194.60	118,104,553.26	289,544,452.14	37,208,792.17	52,852,404.08	61,726,277.55	100,579,675.62	252,367,149.42	85,118,059.11		37,177,302.72


Certified Correct:


Lasam, Olivia

Agency Budget Officer

Date: 16/Jan/2019

Certified Correct:


Sumigad, Carla Marie

Agency Chief Accountant

Date:


Recommended By:

 
Bassig, Vita Geron, Emerita

Director, FMS

Date: 16/Jan/2019

Approved By:


Tejada, Urdujah

Head of Agency or Authorized Representative

Date: 16/Jan/2019