

STATEMENT OF APPROPRIATIONS, ALLOTMENTS, OBLIGATIONS, DISBURSEMENTS AND BALANCES

As at the Quarter Ending December 31, 2020

Department : State Universities and Colleges (SUCs)
 Agency/Entity : Cagayan State University
 Operating Unit : < not applicable >
 Organization Code (UACS) : 08 022 0000000
 Fund Cluster : 01 Regular Agency Fund
 (e.g. UACS Fund Cluster: 01-Regular Agency Fund, 02-Foreign Assisted Projects Fund, 03-Special Account-Locally Funded/Domestic Grants Fund, and 04-Special Account-Foreign Assisted/Foreign Grants Fund)

X	Current Year Appropriations
	Supplemental Appropriations
	Continuing Appropriations

Particulars	UACS CODE	Appropriations			Allotments					Current Year Obligations					Current Year Disbursements					Balances			
		Authorized Appropriations	Adjustments (Transfer To/From, Modifications/)	Adjusted Appropriations	Allotments Received	Adjustments (Reductions, Modifications/)	Transfer To	Transfer From	Adjusted Total Allotments	1st Quarter Ending March 31	2nd Quarter Ending June 30	3rd Quarter Ending Sept. 30	4th Quarter Ending Dec. 31	TOTAL	1st Quarter Ending March 31	2nd Quarter Ending June 30	3rd Quarter Ending Sept. 30	4th Quarter Ending Dec. 31	TOTAL	Unreleased Appro	Unobligated Allotments	Unpaid Obligations	
																						Due and Demandable	Not Yet Due and Demandable
1	2	3	4	5=(3+4)	6	7	8	9	10=[(6+(-)7)-8+9]	11	12	13	14	15=(11+12+13+14)	16	17	18	19	20=(16+17+18+19)	21	22	23	24
I. Agency Specific Budget		747,905,000.00	(13,701,201.00)	734,203,799.00	701,943,773.00	0.00	0.00	0.00	701,943,773.00	218,341,772.25	172,437,065.00	127,121,900.37	183,866,275.15	701,767,012.77	146,696,581.38	183,707,944.45	138,855,212.28	186,365,556.61	655,625,294.72	32,260,026.00	176,760.23	1,511,958.88	44,629,759.17
General Administration and Support	1000000000000000	153,790,000.00	17,593,311.66	171,383,311.66	121,229,974.00	17,893,311.66	0.00	0.00	139,123,285.66	23,450,013.49	37,582,977.32	25,598,030.32	52,468,125.61	139,099,146.74	23,150,014.89	37,300,520.33	25,773,277.43	51,714,979.17	137,938,791.82	32,260,026.00	24,138.92	1,160,354.92	0.00
General Management and Supervision	100000100001000	103,209,000.00	20,466,867.66	123,675,867.66	102,909,000.00	20,766,867.66	0.00	0.00	123,675,867.66	23,450,013.49	26,106,003.32	21,627,586.32	52,468,125.61	123,651,728.74	23,150,014.89	25,823,546.33	21,802,833.43	51,714,979.17	122,491,373.82	0.00	24,138.92	1,160,354.92	0.00
PS		77,895,000.00	28,204,040.66	106,099,040.66	77,895,000.00	28,204,040.66	0.00	0.00	106,099,040.66	18,087,791.32	20,097,532.35	16,526,596.84	51,386,600.66	106,098,521.17	18,087,791.32	20,097,532.35	16,526,596.84	50,323,745.74	105,035,666.25	0.00	519.49	1,062,854.92	0.00
MOOE		25,314,000.00	(7,737,173.00)	17,576,827.00	25,014,000.00	(7,437,173.00)	0.00	0.00	17,576,827.00	5,362,222.17	6,008,470.97	5,100,989.48	1,081,524.95	17,553,207.57	5,062,223.57	5,726,013.98	5,276,236.59	1,391,233.43	17,455,707.57	0.00	23,619.43	97,500.00	0.00
Administration of Personnel Benefits	100000100002000	50,581,000.00	(2,873,556.00)	47,707,444.00	18,320,974.00	(2,873,556.00)	0.00	0.00	15,447,418.00	0.00	11,476,974.00	3,970,444.00	0.00	15,447,418.00	0.00	11,476,974.00	3,970,444.00	0.00	15,447,418.00	32,260,026.00	0.00	0.00	0.00
PS		50,581,000.00	(2,873,556.00)	47,707,444.00	18,320,974.00	(2,873,556.00)	0.00	0.00	15,447,418.00	0.00	11,476,974.00	3,970,444.00	0.00	15,447,418.00	0.00	11,476,974.00	3,970,444.00	0.00	15,447,418.00	32,260,026.00	0.00	0.00	0.00
Sub-Total, General Administration and Support		153,790,000.00	17,593,311.66	171,383,311.66	121,229,974.00	17,893,311.66	0.00	0.00	139,123,285.66	23,450,013.49	37,582,977.32	25,598,030.32	52,468,125.61	139,099,146.74	23,150,014.89	37,300,520.33	25,773,277.43	51,714,979.17	137,938,791.82	32,260,026.00	24,138.92	1,160,354.92	0.00
PS		128,476,000.00	25,330,484.66	153,806,484.66	96,215,974.00	25,330,484.66	0.00	0.00	121,546,458.66	18,087,791.32	31,574,506.35	20,497,040.84	51,386,600.66	121,545,939.17	18,087,791.32	31,574,506.35	20,497,040.84	50,323,745.74	120,483,084.25	32,260,026.00	519.49	1,062,854.92	0.00
MOOE		25,314,000.00	(7,737,173.00)	17,576,827.00	25,014,000.00	(7,437,173.00)	0.00	0.00	17,576,827.00	5,362,222.17	6,008,470.97	5,100,989.48	1,081,524.95	17,553,207.57	5,062,223.57	5,726,013.98	5,276,236.59	1,391,233.43	17,455,707.57	0.00	23,619.43	97,500.00	0.00
FinEx (if Applicable)		0.00	0.00	0.00	0.00	0.00	0.00	0.00	0.00	0.00	0.00	0.00	0.00	0.00	0.00	0.00	0.00	0.00	0.00	0.00	0.00	0.00	0.00
CO		0.00	0.00	0.00	0.00	0.00	0.00	0.00	0.00	0.00	0.00	0.00	0.00	0.00	0.00	0.00	0.00	0.00	0.00	0.00	0.00	0.00	0.00
Support to Operations	2000000000000000	21,835,000.00	669,926.11	22,504,926.11	21,635,000.00	869,926.11	0.00	0.00	22,504,926.11	4,763,342.34	5,200,412.80	6,732,020.36	5,801,527.09	22,497,302.59	4,740,317.34	5,221,812.80	6,646,591.86	5,888,580.59	22,497,302.59	0.00	7,623.52	0.00	0.00
Auxiliary Services	200000100001000	21,835,000.00	669,926.11	22,504,926.11	21,635,000.00	869,926.11	0.00	0.00	22,504,926.11	4,763,342.34	5,200,412.80	6,732,020.36	5,801,527.09	22,497,302.59	4,740,317.34	5,221,812.80	6,646,591.86	5,888,580.59	22,497,302.59	0.00	7,623.52	0.00	0.00
PS		19,652,000.00	1,685,932.11	21,337,932.11	19,652,000.00	1,685,932.11	0.00	0.00	21,337,932.11	4,558,319.51	4,958,263.99	6,440,299.52	5,381,049.09	21,337,932.11	4,558,319.51	4,958,263.99	6,440,299.52	5,381,049.09	21,337,932.11	0.00	0.00	0.00	0.00
MOOE		2,183,000.00	(1,016,006.00)	1,166,994.00	1,983,000.00	(816,006.00)	0.00	0.00	1,166,994.00	205,022.83	242,148.81	291,720.84	420,478.00	1,159,370.48	181,997.83	263,548.81	206,292.34	507,531.50	1,159,370.48	0.00	7,623.52	0.00	0.00
Sub-Total, Support to Operations		21,835,000.00	669,926.11	22,504,926.11	21,635,000.00	869,926.11	0.00	0.00	22,504,926.11	4,763,342.34	5,200,412.80	6,732,020.36	5,801,527.09	22,497,302.59	4,740,317.34	5,221,812.80	6,646,591.86	5,888,580.59	22,497,302.59	0.00	7,623.52	0.00	0.00
PS		19,652,000.00	1,685,932.11	21,337,932.11	19,652,000.00	1,685,932.11	0.00	0.00	21,337,932.11	4,558,319.51	4,958,263.99	6,440,299.52	5,381,049.09	21,337,932.11	4,558,319.51	4,958,263.99	6,440,299.52	5,381,049.09	21,337,932.11	0.00	0.00	0.00	0.00
MOOE		2,183,000.00	(1,016,006.00)	1,166,994.00	1,983,000.00	(816,006.00)	0.00	0.00	1,166,994.00	205,022.83	242,148.81	291,720.84	420,478.00	1,159,370.48	181,997.83	263,548.81	206,292.34	507,531.50	1,159,370.48	0.00	7,623.52	0.00	0.00
FinEx (if Applicable)		0.00	0.00	0.00	0.00	0.00	0.00	0.00	0.00	0.00	0.00	0.00	0.00	0.00	0.00	0.00	0.00	0.00	0.00	0.00	0.00	0.00	0.00
CO		0.00	0.00	0.00	0.00	0.00	0.00	0.00	0.00	0.00	0.00	0.00	0.00	0.00	0.00	0.00	0.00	0.00	0.00	0.00	0.00	0.00	0.00
Operations	3000000000000000	572,280,000.00	(31,964,438.77)	540,315,561.23	559,078,799.00	(18,763,237.77)	0.00	0.00	540,315,561.23	190,128,416.42	129,653,674.88	94,791,849.69	125,596,622.45	540,170,563.44	118,806,249.15	141,185,611.32	106,435,342.99	128,761,996.85	495,189,200.31	0.00	144,997.79	351,603.96	44,629,759.17
OO : Relevant and quality tertiary education ensured to achieve inclusive growth and access of poor but deserving students to quality tertiary education increased		530,564,000.00	(18,108,745.13)	512,455,254.87	518,771,409.00	(6,316,154.13)	0.00	0.00	512,455,254.87	181,559,763.33	122,107,427.01	87,529,574.80	121,242,849.22	512,439,614.36	110,700,526.78	133,734,939.13	99,488,243.29	123,855,190.99	467,778,900.19	0.00	15,640.51	30,955.00	44,629,759.17
HIGHER EDUCATION PROGRAM		530,564,000.00	(18,108,745.13)	512,455,254.87	518,771,409.00	(6,316,154.13)	0.00	0.00	512,455,254.87	181,559,763.33	122,107,427.01	87,529,574.80	121,242,849.22	512,439,614.36	110,700,526.78	133,734,939.13	99,488,243.29	123,855,190.99	467,778,900.19	0.00	15,640.51	30,955.00	44,629,759.17
Provision of Higher Education Services	310100100002000	443,564,000.00	(6,816,154.13)	436,747,845.87	443,064,000.00	(6,316,154.13)	0.00	0.00	436,747,845.87	105,852,355.54	122,107,427.01	87,529,574.80	121,242,849.22	436,732,206.57	105,593,061.93	121,798,741.35	87,811,942.45	121,497,505.84	436,701,251.57	0.00	15,639.30	30,955.00	0.00

Department : State Universities and Colleges (SUCs)

Agency/Entity : Cagayan State University

Operating Unit : < not applicable >

Organization Code (UACS) : 08 022 000000

Fund Cluster : 01 Regular Agency Fund

(e.g. UACS Fund Cluster: 01-Regular Agency Fund, 02-Foreign Assisted Projects Fund, 03-Special Account-Locally Funded/Domestic Grants Fund, and 04-Special Account-Foreign Assisted/Foreign Grants Fund)

X	Current Year Appropriations
	Supplemental Appropriations
	Continuing Appropriations

Particulars	UACS CODE	Appropriations			Allotments					Current Year Obligations					Current Year Disbursements					Balances				
		Authorized Appropriations	Adjustments (Transfer To/From, Modifications/)	Adjusted Appropriations	Allotments Received	Adjustments (Reductions, Modifications/)	Transfer To	Transfer From	Adjusted Total Allotments	1st Quarter Ending March 31	2nd Quarter Ending June 30	3rd Quarter Ending Sept. 30	4th Quarter Ending Dec. 31	TOTAL	1st Quarter Ending March 31	2nd Quarter Ending June 30	3rd Quarter Ending Sept. 30	4th Quarter Ending Dec. 31	TOTAL	Unreleased Appro	Unobligated Allotments	Unpaid Obligations		
																						Due and Demandable	Not Yet Due and Demandable	
1	2	3	4	5=(3+4)	6	7	8	9	10=[(6+(-)7)-8+9]	11	12	13	14	15=(11+12+13+14)	16	17	18	19	20=(16+17+18+19)	21	22	23	24	
PS		398,758,000.00	6,074,200.87	404,832,200.87	398,758,000.00	6,074,200.87	0.00	0.00	404,832,200.87	96,544,406.57	108,379,973.94	79,755,690.14	120,152,130.22	404,832,200.87	96,544,406.57	108,379,973.94	79,755,690.14	120,152,130.22	404,832,200.87	0.00	0.00	0.00	0.00	
MOOE		44,806,000.00	(12,890,355.00)	31,915,645.00	44,306,000.00	(12,390,355.00)	0.00	0.00	31,915,645.00	9,307,948.97	13,727,453.07	7,773,884.66	1,090,719.00	31,900,005.70	9,048,655.36	13,418,767.41	8,056,252.31	1,345,375.62	31,869,050.70	0.00	15,639.30	30,955.00	0.00	
Project(s)		87,000,000.00	(11,292,591.00)	75,707,409.00	75,707,409.00	0.00	0.00	0.00	75,707,409.00	75,707,407.79	0.00	0.00	0.00	75,707,407.79	5,107,464.85	11,936,197.78	11,676,300.84	2,357,685.15	31,077,648.62	0.00	1.21	0.00	44,629,759.17	
Locally-Funded Project(s)		87,000,000.00	(11,292,591.00)	75,707,409.00	75,707,409.00	0.00	0.00	0.00	75,707,409.00	75,707,407.79	0.00	0.00	0.00	75,707,407.79	5,107,464.85	11,936,197.78	11,676,300.84	2,357,685.15	31,077,648.62	0.00	1.21	0.00	44,629,759.17	
Construction of Two-Storey Academic and Laboratory Building, Gonzaga Campus	310100200027000	20,000,000.00	(3,002,234.00)	16,997,766.00	16,997,766.00	0.00	0.00	0.00	16,997,766.00	16,997,765.64	0.00	0.00	0.00	16,997,765.64	2,549,664.85	0.00	4,770,568.17	0.00	7,320,233.02	0.00	0.36	0.00	9,677,532.62	
CO		20,000,000.00	(3,002,234.00)	16,997,766.00	16,997,766.00	0.00	0.00	0.00	16,997,766.00	16,997,765.64	0.00	0.00	0.00	16,997,765.64	2,549,664.85	0.00	4,770,568.17	0.00	7,320,233.02	0.00	0.36	0.00	9,677,532.62	
Completion and Annex of Information Technology Complex, Carig Campus	310100200028000	26,500,000.00	(2,055,451.00)	24,444,549.00	24,444,549.00	0.00	0.00	0.00	24,444,549.00	24,444,548.18	0.00	0.00	0.00	24,444,548.18	0.00	3,666,682.23	0.00	1,246,303.13	4,912,985.36	0.00	0.82	0.00	19,531,562.82	
CO		26,500,000.00	(2,055,451.00)	24,444,549.00	24,444,549.00	0.00	0.00	0.00	24,444,549.00	24,444,548.18	0.00	0.00	0.00	24,444,548.18	0.00	3,666,682.23	0.00	1,246,303.13	4,912,985.36	0.00	0.82	0.00	19,531,562.82	
Completion of Five-Storey CBEA Building, Andrews Campus	310100200029000	20,000,000.00	(2,948,000.00)	17,052,000.00	17,052,000.00	0.00	0.00	0.00	17,052,000.00	17,052,000.00	0.00	0.00	0.00	17,052,000.00	2,557,800.00	5,687,551.45	3,428,366.75	1,111,382.02	12,785,100.22	0.00	0.00	0.00	4,266,899.78	
CO		20,000,000.00	(2,948,000.00)	17,052,000.00	17,052,000.00	0.00	0.00	0.00	17,052,000.00	17,052,000.00	0.00	0.00	0.00	17,052,000.00	2,557,800.00	5,687,551.45	3,428,366.75	1,111,382.02	12,785,100.22	0.00	0.00	0.00	4,266,899.78	
Reconstruction of College of Teacher Education Building, Piat Campus	310100200030000	20,000,000.00	(2,786,906.00)	17,213,094.00	17,213,094.00	0.00	0.00	0.00	17,213,094.00	17,213,093.97	0.00	0.00	0.00	17,213,093.97	0.00	2,581,964.10	3,477,365.92	0.00	6,059,330.02	0.00	0.03	0.00	11,153,763.95	
CO		20,000,000.00	(2,786,906.00)	17,213,094.00	17,213,094.00	0.00	0.00	0.00	17,213,094.00	17,213,093.97	0.00	0.00	0.00	17,213,093.97	0.00	2,581,964.10	3,477,365.92	0.00	6,059,330.02	0.00	0.03	0.00	11,153,763.95	
Conduct of Activities for Sports and Culture Development	310100200031000	500,000.00	(500,000.00)	0.00	0.00	0.00	0.00	0.00	0.00	0.00	0.00	0.00	0.00	0.00	0.00	0.00	0.00	0.00	0.00	0.00	0.00	0.00	0.00	0.00
MOOE		500,000.00	(500,000.00)	0.00	0.00	0.00	0.00	0.00	0.00	0.00	0.00	0.00	0.00	0.00	0.00	0.00	0.00	0.00	0.00	0.00	0.00	0.00	0.00	0.00
OO : Higher education research improved to promote economic productivity and innovation		35,624,000.00	(12,252,847.64)	23,371,152.36	34,624,000.00	(11,252,847.64)	0.00	0.00	23,371,152.36	7,172,608.94	6,074,150.21	6,634,275.89	3,360,778.23	23,241,813.27	6,777,228.22	6,179,050.61	6,228,332.58	3,736,552.90	22,921,164.31	0.00	129,339.09	320,648.96	0.00	
ADVANCED EDUCATION PROGRAM		21,040,000.00	(9,960,117.90)	11,079,882.10	21,040,000.00	(9,960,117.90)	0.00	0.00	11,079,882.10	3,226,371.93	2,955,281.90	3,017,553.90	1,880,673.30	11,079,881.03	3,223,671.93	2,957,981.90	3,007,428.90	1,890,798.30	11,079,881.03	0.00	1.07	0.00	0.00	
Provision of Advanced Education Services	320100100001000	21,040,000.00	(9,960,117.90)	11,079,882.10	21,040,000.00	(9,960,117.90)	0.00	0.00	11,079,882.10	3,226,371.93	2,955,281.90	3,017,553.90	1,880,673.30	11,079,881.03	3,223,671.93	2,957,981.90	3,007,428.90	1,890,798.30	11,079,881.03	0.00	1.07	0.00	0.00	
PS		20,212,000.00	(9,533,608.90)	10,678,391.10	20,212,000.00	(9,533,608.90)	0.00	0.00	10,678,391.10	3,206,644.00	2,916,739.90	2,967,333.90	1,587,673.30	10,678,391.10	3,206,644.00	2,916,739.90	2,967,333.90	1,587,673.30	10,678,391.10	0.00	0.00	0.00	0.00	
MOOE		828,000.00	(426,509.00)	401,491.00	828,000.00	(426,509.00)	0.00	0.00	401,491.00	19,727.93	38,542.00	50,220.00	293,000.00	401,489.93	17,027.93	41,242.00	40,095.00	303,125.00	401,489.93	0.00	1.07	0.00	0.00	
RESEARCH PROGRAM		14,584,000.00	(2,292,729.74)	12,291,270.26	13,584,000.00	(1,292,729.74)	0.00	0.00	12,291,270.26	3,946,237.01	3,118,868.31	3,616,721.99	1,480,104.93	12,161,932.24	3,553,556.29	3,221,068.71	3,220,903.68	1,845,754.60	11,841,283.28	0.00	129,338.02	320,648.96	0.00	
Conduct of Research Services	320200100001000	9,569,000.00	(1,371,271.74)	8,197,728.26	8,569,000.00	(371,271.74)	0.00	0.00	8,197,728.26	2,870,642.70	2,134,249.35	2,710,420.82	450,052.36	8,165,365.23	2,509,793.53	2,222,677.21	2,329,355.85	962,900.64	8,024,727.23	0.00	32,363.03	140,638.00	0.00	
PS		1,402,000.00	(169,758.74)	1,232,241.26	1,402,000.00	(169,758.74)	0.00	0.00	1,232,241.26	420,729.36	271,138.05	249,528.41	290,845.44	1,232,241.26	420,729.36	271,138.05	249,528.41	290,845.44	1,232,241.26	0.00	0.00	0.00	0.00	
MOOE		8,167,000.00	(1,201,513.00)	6,965,487.00	7,167,000.00	(201,513.00)	0.00	0.00	6,965,487.00	2,449,913.34	1,863,111.30	2,460,892.41	159,206.92	6,933,123.97	2,089,064.17	1,951,539.16	2,079,827.44	672,055.20	6,792,485.97	0.00	32,363.03	140,638.00	0.00	
Project(s)		5,015,000.00	(921,458.00)	4,093,542.00	5,015,000.00	(921,458.00)	0.00	0.00	4,093,542.00	1,075,594.31	984,618.96	906,301.17	1,030,052.57	3,996,567.01	1,043,762.76	998,391.50	891,547.83	882,853.96	3,816,556.05	0.00	96,974.99	180,010.96	0.00	
Locally-Funded Project(s)		5,015,000.00	(921,458.00)	4,093,542.00	5,015,000.00	(921,458.00)	0.00	0.00	4,093,542.00	1,075,594.31	984,618.96	906,301.17	1,030,052.57	3,996,567.01	1,043,762.76	998,391.50	891,547.83	882,853.96	3,816,556.05	0.00	96,974.99	180,010.96	0.00	
Natural Product Research and Innovation Center (NPRIC)	320200200002000	5,015,000.00	(921,458.00)	4,093,542.00	5,015,000.00	(921,458.00)	0.00	0.00	4,093,542.00	1,075,594.31	984,618.96	906,301.17	1,030,052.57	3,996,567.01	1,043,762.76	998,391.50	891,547.83	882,853.96	3,816,556.05	0.00	96,974.99	180,010.96	0.00	
MOOE		5,015,000.00	(921,458.00)	4,093,542.00	5,015,000.00	(921,458.00)	0.00	0.00	4,093,542.00	1,075,594.31	984,618.96	906,301.17	1,030,052.57	3,996,567.01	1,043,762.76	998,391.50	891,547.83	882,853.96	3,816,556.05	0.00	96,974.99	180,010.96	0.00	
OO : Community engagement increased		6,092,000.00	(1,602,846.00)	4,489,154.00	5,683,390.00	(1,194,236.00)	0.00	0.00	4,489,154.00	1,396,044.15	1,472,097.66	627,999.00	992,995.00	4,489,135.81	1,328,494.15	1,271,621.58	718,767.12	1,170,252.96	4,489,135.81	0.00	18.19	0.00	0.00	

Department : State Universities and Colleges (SUCs)
 Agency/Entity : Cagayan State University
 Operating Unit : < not applicable >
 Organization Code (UACS) : 08 022 0000000
 Fund Cluster : 01 Regular Agency Fund

X	Current Year Appropriations
	Supplemental Appropriations
	Continuing Appropriations

(e.g. UACS Fund Cluster: 01-Regular Agency Fund, 02-Foreign Assisted Projects Fund, 03-Special Account-Locally Funded/Domestic Grants Fund, and 04-Special Account-Foreign Assisted/Foreign Grants Fund)


Particulars	UACS CODE	Appropriations			Allotments					Current Year Obligations					Current Year Disbursements					Balances			
		Authorized Appropriations	Adjustments (Transfer To/From, Modifications/)	Adjusted Appropriations	Allotments Received	Adjustments (Reductions, Modifications/)	Transfer To	Transfer From	Adjusted Total Allotments	1st Quarter Ending March 31	2nd Quarter Ending June 30	3rd Quarter Ending Sept. 30	4th Quarter Ending Dec. 31	TOTAL	1st Quarter Ending March 31	2nd Quarter Ending June 30	3rd Quarter Ending Sept. 30	4th Quarter Ending Dec. 31	TOTAL	Unreleased Appro	Unobligated Allotments	Unpaid Obligations	
																						Due and Demandable	Not Yet Due and Demandable
1	2	3	4	5=(3+4)	6	7	8	9	10=[(6+(-)7)-8+9]	11	12	13	14	15=(11+12+13+14)	16	17	18	19	20=(16+17+18+19)	21	22	23	24
TECHNICAL ADVISORY EXTENSION PROGRAM		6,092,000.00	(1,602,846.00)	4,489,154.00	5,683,390.00	(1,194,236.00)	0.00	0.00	4,489,154.00	1,396,044.15	1,472,097.66	627,999.00	992,995.00	4,489,135.81	1,328,494.15	1,271,621.58	718,767.12	1,170,252.96	4,489,135.81	0.00	18.19	0.00	0.00
Provision of Extension Services	330100100001000	3,213,000.00	(127,171.00)	3,085,829.00	3,213,000.00	(127,171.00)	0.00	0.00	3,085,829.00	1,035,762.15	1,418,382.17	600,080.67	31,603.16	3,085,828.15	968,212.15	1,246,534.75	664,580.13	206,501.12	3,085,828.15	0.00	0.85	0.00	0.00
MOOE		3,213,000.00	(127,171.00)	3,085,829.00	3,213,000.00	(127,171.00)	0.00	0.00	3,085,829.00	1,035,762.15	1,418,382.17	600,080.67	31,603.16	3,085,828.15	968,212.15	1,246,534.75	664,580.13	206,501.12	3,085,828.15	0.00	0.85	0.00	0.00
Project(s)		2,879,000.00	(1,475,675.00)	1,403,325.00	2,470,390.00	(1,067,065.00)	0.00	0.00	1,403,325.00	360,282.00	53,715.49	27,918.33	961,391.84	1,403,307.66	360,282.00	25,086.83	54,186.99	963,751.84	1,403,307.66	0.00	17.34	0.00	0.00
Locally-Funded Project(s)		2,879,000.00	(1,475,675.00)	1,403,325.00	2,470,390.00	(1,067,065.00)	0.00	0.00	1,403,325.00	360,282.00	53,715.49	27,918.33	961,391.84	1,403,307.66	360,282.00	25,086.83	54,186.99	963,751.84	1,403,307.66	0.00	17.34	0.00	0.00
Implementation of Technical and Vocational Education and Training (TVET) Program	330100200001000	2,879,000.00	(1,475,675.00)	1,403,325.00	2,470,390.00	(1,067,065.00)	0.00	0.00	1,403,325.00	360,282.00	53,715.49	27,918.33	961,391.84	1,403,307.66	360,282.00	25,086.83	54,186.99	963,751.84	1,403,307.66	0.00	17.34	0.00	0.00
MOOE		2,879,000.00	(1,475,675.00)	1,403,325.00	2,470,390.00	(1,067,065.00)	0.00	0.00	1,403,325.00	360,282.00	53,715.49	27,918.33	961,391.84	1,403,307.66	360,282.00	25,086.83	54,186.99	963,751.84	1,403,307.66	0.00	17.34	0.00	0.00
Sub-Total, Operations		572,280,000.00	(31,964,438.77)	540,315,561.23	559,078,799.00	(18,763,237.77)	0.00	0.00	540,315,561.23	190,128,416.42	129,653,674.88	94,791,849.69	125,596,622.45	540,170,563.44	118,806,249.15	141,185,611.32	106,435,342.99	128,761,996.85	495,189,200.31	0.00	144,997.79	351,603.96	44,629,759.17
PS		420,372,000.00	(3,629,166.77)	416,742,833.23	420,372,000.00	(3,629,166.77)	0.00	0.00	416,742,833.23	100,171,779.93	111,567,851.89	82,972,552.45	122,030,648.96	416,742,833.23	100,171,779.93	111,567,851.89	82,972,552.45	122,030,648.96	416,742,833.23	0.00	0.00	0.00	0.00
MOOE		65,408,000.00	(17,542,681.00)	47,865,319.00	62,999,390.00	(15,134,071.00)	0.00	0.00	47,865,319.00	14,249,228.70	18,085,822.99	11,819,297.24	3,565,973.49	47,720,322.42	13,527,004.37	17,681,561.65	11,786,489.70	4,373,662.74	47,368,718.46	0.00	144,996.58	351,603.96	0.00
FinEx (if Applicable)		0.00	0.00	0.00	0.00	0.00	0.00	0.00	0.00	0.00	0.00	0.00	0.00	0.00	0.00	0.00	0.00	0.00	0.00	0.00	0.00	0.00	0.00
CO		86,500,000.00	(10,792,591.00)	75,707,409.00	75,707,409.00	0.00	0.00	0.00	75,707,409.00	75,707,407.79	0.00	0.00	0.00	75,707,407.79	5,107,464.85	11,936,197.78	11,676,300.84	2,357,685.15	31,077,648.62	0.00	1.21	0.00	44,629,759.17
Sub-Total, I. Agency Specific Budget		747,905,000.00	(13,701,201.00)	734,203,799.00	701,943,773.00	0.00	0.00	0.00	701,943,773.00	218,341,772.25	172,437,065.00	127,121,900.37	183,866,275.15	701,767,012.77	146,696,581.38	183,707,944.45	138,855,212.28	186,365,556.61	655,625,294.72	32,260,026.00	176,760.23	1,511,958.88	44,629,759.17
PS		568,500,000.00	23,387,250.00	591,887,250.00	536,239,974.00	23,387,250.00	0.00	0.00	559,627,224.00	122,817,890.76	148,100,622.23	109,909,892.81	178,798,298.71	559,626,704.51	122,817,890.76	148,100,622.23	109,909,892.81	177,735,443.79	558,563,849.59	32,260,026.00	519.49	1,062,854.92	0.00
MOOE		92,905,000.00	(26,295,860.00)	66,609,140.00	89,996,390.00	(23,387,250.00)	0.00	0.00	66,609,140.00	19,816,473.70	24,336,442.77	17,212,007.56	5,067,976.44	66,432,900.47	18,771,225.77	23,671,124.44	17,269,018.63	6,272,427.67	65,983,796.51	0.00	176,239.53	449,103.96	0.00
FinEx (if Applicable)		0.00	0.00	0.00	0.00	0.00	0.00	0.00	0.00	0.00	0.00	0.00	0.00	0.00	0.00	0.00	0.00	0.00	0.00	0.00	0.00	0.00	0.00
CO		86,500,000.00	(10,792,591.00)	75,707,409.00	75,707,409.00	0.00	0.00	0.00	75,707,409.00	75,707,407.79	0.00	0.00	0.00	75,707,407.79	5,107,464.85	11,936,197.78	11,676,300.84	2,357,685.15	31,077,648.62	0.00	1.21	0.00	44,629,759.17
II. Automatic Appropriations		47,216,000.00	(33,081,643.00)	14,134,357.00	49,546,357.00	(35,412,000.00)	0.00	0.00	14,134,357.00	13,412,507.02	(1,095,257.02)	0.00	1,778,005.60	14,095,255.60	10,891,621.72	1,425,628.28	0.00	1,778,005.60	14,095,255.60	0.00	39,101.40	0.00	0.00
Specific Budgets of National Government Agencies		47,216,000.00	(33,081,643.00)	14,134,357.00	49,546,357.00	(35,412,000.00)	0.00	0.00	14,134,357.00	13,412,507.02	(1,095,257.02)	0.00	1,778,005.60	14,095,255.60	10,891,621.72	1,425,628.28	0.00	1,778,005.60	14,095,255.60	0.00	39,101.40	0.00	0.00
Retirement and Life Insurance Premiums		47,216,000.00	(33,081,643.00)	14,134,357.00	49,546,357.00	(35,412,000.00)	0.00	0.00	14,134,357.00	13,412,507.02	(1,095,257.02)	0.00	1,778,005.60	14,095,255.60	10,891,621.72	1,425,628.28	0.00	1,778,005.60	14,095,255.60	0.00	39,101.40	0.00	0.00
PS		47,216,000.00	(33,081,643.00)	14,134,357.00	49,546,357.00	(35,412,000.00)	0.00	0.00	14,134,357.00	13,412,507.02	(1,095,257.02)	0.00	1,778,005.60	14,095,255.60	10,891,621.72	1,425,628.28	0.00	1,778,005.60	14,095,255.60	0.00	39,101.40	0.00	0.00
Sub-total II. Automatic Appropriations		47,216,000.00	(33,081,643.00)	14,134,357.00	49,546,357.00	(35,412,000.00)	0.00	0.00	14,134,357.00	13,412,507.02	(1,095,257.02)	0.00	1,778,005.60	14,095,255.60	10,891,621.72	1,425,628.28	0.00	1,778,005.60	14,095,255.60	0.00	39,101.40	0.00	0.00
PS		47,216,000.00	(33,081,643.00)	14,134,357.00	49,546,357.00	(35,412,000.00)	0.00	0.00	14,134,357.00	13,412,507.02	(1,095,257.02)	0.00	1,778,005.60	14,095,255.60	10,891,621.72	1,425,628.28	0.00	1,778,005.60	14,095,255.60	0.00	39,101.40	0.00	0.00
MOOE		0.00	0.00	0.00	0.00	0.00	0.00	0.00	0.00	0.00	0.00	0.00	0.00	0.00	0.00	0.00	0.00	0.00	0.00	0.00	0.00	0.00	0.00
FinEx		0.00	0.00	0.00	0.00	0.00	0.00	0.00	0.00	0.00	0.00	0.00	0.00	0.00	0.00	0.00	0.00	0.00	0.00	0.00	0.00	0.00	0.00
CO		0.00	0.00	0.00	0.00	0.00	0.00	0.00	0.00	0.00	0.00	0.00	0.00	0.00	0.00	0.00	0.00	0.00	0.00	0.00	0.00	0.00	0.00
III. Special Purpose Fund		0.00	48,540,974.00	48,540,974.00	0.00	48,540,974.00	0.00	0.00	48,540,974.00	5,287,770.56	17,313,242.69	11,862,280.07	14,077,680.68	48,540,974.00	5,287,770.56	17,313,242.69	11,862,280.07	14,077,680.68	48,540,974.00	0.00	0.00	0.00	0.00
Miscellaneous Personnel Benefits Fund		0.00	47,499,119.00	47,499,119.00	0.00	47,499,119.00	0.00	0.00	47,499,119.00	4,305,243.56	17,253,914.69	11,862,280.07	14,077,680.68	47,499,119.00	4,305,243.56	17,253,914.69	11,862,280.07	14,077,680.68	47,499,119.00	0.00	0.00	0.00	0.00
PS		0.00	47,499,119.00	47,499,119.00	0.00	47,499,119.00	0.00	0.00	47,499,119.00	4,305,243.56	17,253,914.69	11,862,280.07	14,077,680.68	47,499,119.00	4,305,243.56	17,253,914.69	11,862,280.07	14,077,680.68	47,499,119.00	0.00	0.00	0.00	0.00
Pension and Gratuity Fund		0.00	1,041,855.00	1,041,855.00	0.00	1,041,855.00	0.00	0.00	1,041,855.00	982,527.00	59,328.00	0.00	0.00	1,041,855.00	982,527.00	59,328.00	0.00	0.00	1,041,855.00	0.00	0.00	0.00	0.00
PS		0.00	1,041,855.00	1,041,855.00	0.00	1,041,855.00	0.00	0.00	1,041,855.00	982,527.00	59,328.00	0.00	0.00	1,041,855.00	982,527.00	59,328.00	0.00	0.00	1,041,855.00	0.00	0.00	0.00	0.00


Department : State Universities and Colleges (SUCs)
 Agency/Entity : Cagayan State University
 Operating Unit : < not applicable >
 Organization Code (UACS) : 08 022 0000000
 Fund Cluster : 01 Regular Agency Fund

X	Current Year Appropriations
	Supplemental Appropriations
	Continuing Appropriations

(e.g. UACS Fund Cluster: 01-Regular Agency Fund, 02-Foreign Assisted Projects Fund, 03-Special Account-Locally Funded/Domestic Grants Fund, and 04-Special Account-Foreign Assisted/Foreign Grants Fund)


Particulars	UACS CODE	Appropriations			Allotments				Current Year Obligations					Current Year Disbursements					Balances				
		Authorized Appropriations	Adjustments (Transfer To/From, Modifications/)	Adjusted Appropriations	Allotments Received	Adjustments (Reductions, Modifications/)	Transfer To	Transfer From	Adjusted Total Allotments	1st Quarter Ending March 31	2nd Quarter Ending June 30	3rd Quarter Ending Sept. 30	4th Quarter Ending Dec. 31	TOTAL	1st Quarter Ending March 31	2nd Quarter Ending June 30	3rd Quarter Ending Sept. 30	4th Quarter Ending Dec. 31	TOTAL	Unreleased Appro	Unobligated Allotments	Unpaid Obligations	
																						Due and Demandable	Not Yet Due and Demandable
1	2	3	4	5=(3+4)	6	7	8	9	10=[(6+(-)7)-8+9]	11	12	13	14	15=(11+12+13+14)	16	17	18	19	20=(16+17+18+19)	21	22	23	24
Sub-Total III. Special Purpose Fund		0.00	48,540,974.00	48,540,974.00	0.00	48,540,974.00	0.00	0.00	48,540,974.00	5,287,770.56	17,313,242.69	11,862,280.07	14,077,680.68	48,540,974.00	5,287,770.56	17,313,242.69	11,862,280.07	14,077,680.68	48,540,974.00	0.00	0.00	0.00	0.00
PS		0.00	48,540,974.00	48,540,974.00	0.00	48,540,974.00	0.00	0.00	48,540,974.00	5,287,770.56	17,313,242.69	11,862,280.07	14,077,680.68	48,540,974.00	5,287,770.56	17,313,242.69	11,862,280.07	14,077,680.68	48,540,974.00	0.00	0.00	0.00	0.00
MOOE		0.00	0.00	0.00	0.00	0.00	0.00	0.00	0.00	0.00	0.00	0.00	0.00	0.00	0.00	0.00	0.00	0.00	0.00	0.00	0.00	0.00	0.00
FinEx		0.00	0.00	0.00	0.00	0.00	0.00	0.00	0.00	0.00	0.00	0.00	0.00	0.00	0.00	0.00	0.00	0.00	0.00	0.00	0.00	0.00	0.00
CO		0.00	0.00	0.00	0.00	0.00	0.00	0.00	0.00	0.00	0.00	0.00	0.00	0.00	0.00	0.00	0.00	0.00	0.00	0.00	0.00	0.00	0.00
IV. Reversion of the Unobligated Allotments charged against R.A. Nos. 11465 and 11494		0.00	0.00	0.00	0.00	0.00	0.00	0.00	0.00	0.00	0.00	0.00	0.00	0.00	0.00	0.00	0.00	0.00	0.00	0.00	0.00	0.00	0.00
GRAND TOTAL		795,121,000.00	1,758,130.00	796,879,130.00	751,490,130.00	13,128,974.00	0.00	0.00	764,619,104.00	237,042,049.83	188,655,050.67	138,984,180.44	199,721,961.43	764,403,242.37	162,875,973.66	202,446,815.42	150,717,492.35	202,221,242.89	718,261,524.32	32,260,026.00	215,861.63	1,511,958.88	44,629,759.17
PS		615,716,000.00	38,846,581.00	654,562,581.00	585,786,331.00	36,516,224.00	0.00	0.00	622,302,555.00	141,518,168.34	164,318,607.90	121,772,172.88	194,653,984.99	622,262,934.11	138,997,283.04	166,839,493.20	121,772,172.88	193,591,130.07	621,200,079.19	32,260,026.00	39,620.89	1,062,854.92	0.00
MOOE		92,905,000.00	(26,295,860.00)	66,609,140.00	89,996,390.00	(23,387,250.00)	0.00	0.00	66,609,140.00	19,816,473.70	24,336,442.77	17,212,007.56	5,067,976.44	66,432,900.47	18,771,225.77	23,671,124.44	17,269,018.63	6,272,427.67	65,983,796.51	0.00	176,239.53	449,103.96	0.00
CO		86,500,000.00	(10,792,591.00)	75,707,409.00	75,707,409.00	0.00	0.00	0.00	75,707,409.00	75,707,407.79	0.00	0.00	0.00	75,707,407.79	5,107,464.85	11,936,197.78	11,676,300.84	2,357,685.15	31,077,648.62	0.00	1.21	0.00	44,629,759.17
Recapitulation by OO:																							
I. Agency Specific Budget		572,280,000.00	(4,416,335.77)	567,863,664.23	559,078,799.00	8,784,865.23	0.00	0.00	567,863,664.23	190,338,400.42	141,216,845.35	102,376,129.76	133,787,290.91	567,718,666.44	119,016,233.15	152,748,781.79	114,019,623.06	136,952,665.31	522,737,303.31	0.00	144,997.79	351,603.96	44,629,759.17
HIGHER EDUCATION PROGRAM		530,564,000.00	9,229,373.87	539,793,373.87	518,771,409.00	21,021,964.87	0.00	0.00	539,793,373.87	181,559,763.33	133,670,597.48	95,113,854.87	129,433,517.68	539,777,733.36	110,700,526.78	145,298,109.60	107,072,523.36	132,045,859.45	495,117,019.19	0.00	15,640.51	30,955.00	44,629,759.17
ADVANCED EDUCATION PROGRAM		21,040,000.00	(9,960,117.90)	11,079,882.10	21,040,000.00	(9,960,117.90)	0.00	0.00	11,079,882.10	3,226,371.93	2,955,281.90	3,017,553.90	1,880,673.30	11,079,881.03	3,223,671.93	2,957,981.90	3,007,428.90	1,890,798.30	11,079,881.03	0.00	1.07	0.00	0.00
RESEARCH PROGRAM		14,584,000.00	(2,082,745.74)	12,501,254.26	13,584,000.00	(1,082,745.74)	0.00	0.00	12,501,254.26	4,156,221.01	3,118,868.31	3,616,721.99	1,480,104.93	12,371,916.24	3,763,540.29	3,221,068.71	3,220,903.68	1,845,754.60	12,051,267.28	0.00	129,338.02	320,648.96	0.00
TECHNICAL ADVISORY EXTENSION PROGRAM		6,092,000.00	(1,602,846.00)	4,489,154.00	5,683,390.00	(1,194,236.00)	0.00	0.00	4,489,154.00	1,396,044.15	1,472,097.66	627,999.00	992,995.00	4,489,135.81	1,328,494.15	1,271,621.58	718,767.12	1,170,252.96	4,489,135.81	0.00	18.19	0.00	0.00

Prepared by:

 OLIVIA C. LASAM
 SAO - UBO


 CARLA MARIE L. SUMIGAD
 University Accountant

Reviewed by:

 EMERITA P. GERON

Approved by:

 URDUJAH G. ALVARADO
 University President

Date:

Date:

Date:

Date: