

STATEMENT OF APPROVED BUDGET, UTILIZATIONS, DISBURSEMENTS AND BALANCES

(For Off-Budgetary Funds)

As at the Quarter Ending December 31, 2023

Department : State Universities and Colleges (SUCs)

Agency/Entity : Cagayan State University

Operating Unit : < not applicable >

Organization Code (UACS) : 08 022 0000000


Fund Cluster : 05 - Internally Generated Funds


(e.g. UACS Fund Cluster: 05-Internally Generated Funds and 06-Business Related Funds)


Particulars	UACS CODE	Approved Budget			Utilizations					Disbursements					Balances		
		Approved Budgeted Revenue	Adjustments (Reductions, Modifications/ Augmentations)	Adjusted Budgeted Revenue	1st Quarter Ending March 31	2nd Quarter Ending June 30	3rd Quarter Ending September 30	4th Quarter Ending December 31	Total	1st Quarter Ending March 31	2nd Quarter Ending June 30	3rd Quarter Ending September 30	4th Quarter Ending December 31	Total	Unutilized Budget	Unpaid Obligations (10-15)=(17+18)	
																Due and Demandable	Not Yet Due and Demandable
1	2	3	4	5=[(3+(-)4)]	6	7	8	9	10=(6+7+8+9)	11	12	13	14	15=(11+12+13+14)	16=(5-10)	17	18
General Administration and Support	1000000000000000	206,072,117.09	1,821,354.96	207,893,472.05	26,572,759.80	54,384,748.07	38,123,014.23	52,171,135.03	171,251,657.13	22,417,521.15	37,738,240.57	49,326,243.83	46,552,230.95	156,034,236.50	36,641,814.92	0.00	15,217,420.63
General Management and Supervision	100000100001000	206,072,117.09	1,821,354.96	207,893,472.05	26,572,759.80	54,384,748.07	38,123,014.23	52,171,135.03	171,251,657.13	22,417,521.15	37,738,240.57	49,326,243.83	46,552,230.95	156,034,236.50	36,641,814.92	0.00	15,217,420.63
MOOE		132,722,102.05	3,531,295.96	136,253,398.01	18,026,276.38	32,940,245.67	29,048,101.79	47,829,290.24	127,843,914.08	16,865,500.23	28,353,678.35	31,963,726.92	42,888,402.57	120,071,308.07	8,409,483.93	0.00	7,772,606.01
CO		73,350,015.04	(1,709,941.00)	71,640,074.04	8,546,483.42	21,444,502.40	9,074,912.44	4,341,844.79	43,407,743.05	5,552,020.92	9,384,562.22	17,362,516.91	3,663,828.38	35,962,928.43	28,232,330.99	0.00	7,444,814.62
Sub-Total, General Administration and Support		206,072,117.09	1,821,354.96	207,893,472.05	26,572,759.80	54,384,748.07	38,123,014.23	52,171,135.03	171,251,657.13	22,417,521.15	37,738,240.57	49,326,243.83	46,552,230.95	156,034,236.50	36,641,814.92	0.00	15,217,420.63
PS		0.00	0.00	0.00	0.00	0.00	0.00	0.00	0.00	0.00	0.00	0.00	0.00	0.00	0.00	0.00	0.00
MOOE		132,722,102.05	3,531,295.96	136,253,398.01	18,026,276.38	32,940,245.67	29,048,101.79	47,829,290.24	127,843,914.08	16,865,500.23	28,353,678.35	31,963,726.92	42,888,402.57	120,071,308.07	8,409,483.93	0.00	7,772,606.01
FinEx (if Applicable)		0.00	0.00	0.00	0.00	0.00	0.00	0.00	0.00	0.00	0.00	0.00	0.00	0.00	0.00	0.00	0.00
CO		73,350,015.04	(1,709,941.00)	71,640,074.04	8,546,483.42	21,444,502.40	9,074,912.44	4,341,844.79	43,407,743.05	5,552,020.92	9,384,562.22	17,362,516.91	3,663,828.38	35,962,928.43	28,232,330.99	0.00	7,444,814.62
Support to Operations	2000000000000000	10,620,210.75	5,220.25	10,625,431.00	1,348,989.41	2,273,426.46	2,023,667.37	3,022,610.89	8,668,694.13	1,332,389.41	1,559,695.25	2,377,586.03	2,559,015.73	7,828,686.42	1,956,736.87	0.00	840,007.71
Auxiliary Services	200000100001000	10,620,210.75	5,220.25	10,625,431.00	1,348,989.41	2,273,426.46	2,023,667.37	3,022,610.89	8,668,694.13	1,332,389.41	1,559,695.25	2,377,586.03	2,559,015.73	7,828,686.42	1,956,736.87	0.00	840,007.71
MOOE		10,210,214.25	5,220.25	10,215,434.50	1,294,989.41	2,273,426.46	2,023,667.37	2,933,710.89	8,525,794.13	1,278,389.41	1,559,695.25	2,377,586.03	2,559,015.73	7,774,686.42	1,689,640.37	0.00	751,107.71
CO		409,996.50	0.00	409,996.50	54,000.00	0.00	0.00	88,900.00	142,900.00	54,000.00	0.00	0.00	0.00	54,000.00	267,096.50	0.00	88,900.00
Sub-Total, Support to Operations		10,620,210.75	5,220.25	10,625,431.00	1,348,989.41	2,273,426.46	2,023,667.37	3,022,610.89	8,668,694.13	1,332,389.41	1,559,695.25	2,377,586.03	2,559,015.73	7,828,686.42	1,956,736.87	0.00	840,007.71
PS		0.00	0.00	0.00	0.00	0.00	0.00	0.00	0.00	0.00	0.00	0.00	0.00	0.00	0.00	0.00	0.00
MOOE		10,210,214.25	5,220.25	10,215,434.50	1,294,989.41	2,273,426.46	2,023,667.37	2,933,710.89	8,525,794.13	1,278,389.41	1,559,695.25	2,377,586.03	2,559,015.73	7,774,686.42	1,689,640.37	0.00	751,107.71
FinEx (if Applicable)		0.00	0.00	0.00	0.00	0.00	0.00	0.00	0.00	0.00	0.00	0.00	0.00	0.00	0.00	0.00	0.00
CO		409,996.50	0.00	409,996.50	54,000.00	0.00	0.00	88,900.00	142,900.00	54,000.00	0.00	0.00	0.00	54,000.00	267,096.50	0.00	88,900.00
Operations	3000000000000000	329,113,366.92	(1,826,575.21)	327,286,791.71	44,861,994.01	57,046,018.50	51,467,439.81	72,415,157.57	225,790,609.89	38,819,878.21	54,818,260.04	47,000,079.90	73,184,109.15	213,822,327.30	101,496,181.82	0.00	11,968,282.59
OO : Relevant and quality tertiary education ensured to achieve inclusive growth and access of poor but deserving students to quality tertiary education increased	3100000000000000	296,729,594.50	(2,194,869.92)	294,534,724.58	39,504,528.20	49,909,352.22	46,829,110.33	62,447,163.98	198,690,154.73	33,870,598.97	48,465,055.84	42,336,907.06	63,858,601.26	188,531,163.13	95,844,569.85	0.00	10,158,991.60
HIGHER EDUCATION PROGRAM	3101000000000000	296,729,594.50	(2,194,869.92)	294,534,724.58	39,504,528.20	49,909,352.22	46,829,110.33	62,447,163.98	198,690,154.73	33,870,598.97	48,465,055.84	42,336,907.06	63,858,601.26	188,531,163.13	95,844,569.85	0.00	10,158,991.60
Provision of Higher Education Services	310100100002000	296,729,594.50	(2,194,869.92)	294,534,724.58	39,504,528.20	49,909,352.22	46,829,110.33	62,447,163.98	198,690,154.73	33,870,598.97	48,465,055.84	42,336,907.06	63,858,601.26	188,531,163.13	95,844,569.85	0.00	10,158,991.60
MOOE		252,475,208.52	(10,877,693.97)	241,597,514.55	34,668,028.20	47,115,262.22	43,951,757.33	58,382,439.81	184,117,487.56	29,448,098.97	46,821,515.84	39,552,694.06	60,804,865.66	176,627,174.53	57,480,026.99	0.00	7,490,313.03
CO		44,254,385.98	8,682,824.05	52,937,210.03	4,836,500.00	2,794,090.00	2,877,353.00	4,064,724.17	14,572,667.17	4,422,500.00	1,643,540.00	2,784,213.00	3,053,735.60	11,903,988.60	38,364,542.86	0.00	2,668,678.57
OO : Higher education research improved to promote economic productivity and innovation	3200000000000000	28,636,793.90	1,117,452.24	29,754,246.14	5,146,245.66	6,475,396.16	4,325,935.21	8,639,826.85	24,587,403.88	4,751,719.09	5,826,689.08	4,434,074.57	7,992,463.22	23,004,945.96	5,166,842.26	0.00	1,582,457.92
ADVANCED EDUCATION PROGRAM	3201000000000000	28,636,793.90	1,117,452.24	29,754,246.14	5,146,245.66	6,475,396.16	4,325,935.21	8,639,826.85	24,587,403.88	4,751,719.09	5,826,689.08	4,434,074.57	7,992,463.22	23,004,945.96	5,166,842.26	0.00	1,582,457.92
Provision of Advanced Education Services	320100100001000	18,262,052.88	503,828.61	18,765,881.49	3,712,938.50	3,942,443.13	1,844,160.77	5,153,819.55	14,653,361.95	3,702,138.50	3,780,237.46	1,895,090.77	4,767,095.22	14,144,561.95	4,112,519.54	0.00	508,800.00
MOOE		16,762,052.88	1,753,828.61	18,515,881.49	3,712,938.50	3,942,443.13	1,844,160.77	5,079,819.55	14,579,361.95	3,702,138.50	3,780,237.46	1,895,090.77	4,693,095.22	14,070,561.95	3,936,519.54	0.00	508,800.00


Department : State Universities and Colleges (SUCs)
 Agency/Entity : Cagayan State University
 Operating Unit : < not applicable >
 Organization Code (UACS) : 08 022 0000000
 Fund Cluster : 05 - Internally Generated Funds
 (e.g. UACS Fund Cluster: 05-Internally Generated Funds and 06-Business Related Funds)

Particulars	UACS CODE	Approved Budget			Utilizations					Disbursements					Balances		
		Approved Budgeted Revenue	Adjustments (Reductions, Modifications/ Augmentations)	Adjusted Budgeted Revenue	1st Quarter Ending March 31	2nd Quarter Ending June 30	3rd Quarter Ending September 30	4th Quarter Ending December 31	Total	1st Quarter Ending March 31	2nd Quarter Ending June 30	3rd Quarter Ending September 30	4th Quarter Ending December 31	Total	Unutilized Budget	Unpaid Obligations (10-15)=(17+18)	
																Due and Demandable	Not Yet Due and Demandable
1	2	3	4	5=[(3+(-)4)]	6	7	8	9	10=(6+7+8+9)	11	12	13	14	15=(11+12+13+14)	16=(5-10)	17	18
CO		1,500,000.00	(1,250,000.00)	250,000.00	0.00	0.00	0.00	74,000.00	74,000.00	0.00	0.00	0.00	74,000.00	74,000.00	176,000.00	0.00	0.00
RESEARCH PROGRAM	3202000000000000	10,374,741.02	613,623.63	10,988,364.65	1,433,307.16	2,532,953.03	2,481,774.44	3,486,007.30	9,934,041.93	1,049,580.59	2,046,451.62	2,538,983.80	3,225,368.00	8,860,384.01	1,054,322.72	0.00	1,073,657.92
Conduct of Research Services	320200100001000	10,374,741.02	613,623.63	10,988,364.65	1,433,307.16	2,532,953.03	2,481,774.44	3,486,007.30	9,934,041.93	1,049,580.59	2,046,451.62	2,538,983.80	3,225,368.00	8,860,384.01	1,054,322.72	0.00	1,073,657.92
MOOE		8,025,741.02	1,058,648.63	9,084,389.65	958,947.16	1,689,993.23	2,199,507.44	3,396,007.30	8,244,455.13	807,890.59	1,437,406.62	2,402,983.80	3,135,368.00	7,783,649.01	839,934.52	0.00	460,806.12
CO		2,349,000.00	(445,025.00)	1,903,975.00	474,360.00	842,959.80	282,267.00	90,000.00	1,689,586.80	241,690.00	609,045.00	136,000.00	90,000.00	1,076,735.00	214,388.20	0.00	612,851.80
OO : Community engagement increased	3300000000000000	3,746,978.52	(749,157.53)	2,997,820.99	211,220.15	661,270.12	312,394.27	1,328,166.74	2,513,051.28	197,560.15	526,515.12	229,098.27	1,333,044.67	2,286,218.21	484,769.71	0.00	226,833.07
TECHNICAL ADVISORY EXTENSION PROGRAM	3301000000000000	3,746,978.52	(749,157.53)	2,997,820.99	211,220.15	661,270.12	312,394.27	1,328,166.74	2,513,051.28	197,560.15	526,515.12	229,098.27	1,333,044.67	2,286,218.21	484,769.71	0.00	226,833.07
Provision of Extension Services	330100100001000	3,746,978.52	(749,157.53)	2,997,820.99	211,220.15	661,270.12	312,394.27	1,328,166.74	2,513,051.28	197,560.15	526,515.12	229,098.27	1,333,044.67	2,286,218.21	484,769.71	0.00	226,833.07
MOOE		3,546,978.52	(721,057.53)	2,825,920.99	211,220.15	582,770.12	218,994.27	1,328,166.74	2,341,151.28	197,560.15	558,015.12	197,598.27	1,161,144.67	2,114,318.21	484,769.71	0.00	226,833.07
CO		200,000.00	(28,100.00)	171,900.00	0.00	78,500.00	93,400.00	0.00	171,900.00	0.00	(31,500.00)	31,500.00	171,900.00	171,900.00	0.00	0.00	0.00
Sub-Total, Operations		329,113,366.92	(1,826,575.21)	327,286,791.71	44,861,994.01	57,046,018.50	51,467,439.81	72,415,157.57	225,790,609.89	38,819,878.21	54,818,260.04	47,000,079.90	73,184,109.15	213,822,327.30	101,496,181.82	0.00	11,968,282.59
PS		0.00	0.00	0.00	0.00	0.00	0.00	0.00	0.00	0.00	0.00	0.00	0.00	0.00	0.00	0.00	0.00
MOOE		280,809,980.94	(8,786,274.26)	272,023,706.68	39,551,134.01	53,330,468.70	48,214,419.81	68,186,433.40	209,282,455.92	34,155,688.21	52,597,175.04	44,048,366.90	69,794,473.55	200,595,703.70	62,741,250.76	0.00	8,686,752.22
FinEx (if Applicable)		0.00	0.00	0.00	0.00	0.00	0.00	0.00	0.00	0.00	0.00	0.00	0.00	0.00	0.00	0.00	0.00
CO		48,303,385.98	6,959,699.05	55,263,085.03	5,310,860.00	3,715,549.80	3,253,020.00	4,228,724.17	16,508,153.97	4,664,190.00	2,221,085.00	2,951,713.00	3,389,635.60	13,226,623.60	38,754,931.06	0.00	3,281,530.37
GRAND TOTAL		545,805,694.76	0.00	545,805,694.76	72,783,743.22	113,704,193.03	91,614,121.41	127,608,903.49	405,710,961.15	62,569,788.77	94,116,195.86	98,703,909.76	122,295,355.83	377,685,250.22	140,094,733.61	0.00	28,025,710.93
PS		0.00	0.00	0.00	0.00	0.00	0.00	0.00	0.00	0.00	0.00	0.00	0.00	0.00	0.00	0.00	0.00
MOOE		423,742,297.24	(5,249,758.05)	418,492,539.19	58,872,399.80	88,544,140.83	79,286,188.97	118,949,434.53	345,652,164.13	52,299,577.85	82,510,548.64	78,389,679.85	115,241,891.85	328,441,698.19	72,840,375.06	0.00	17,210,465.94
FinEx (if Applicable)		0.00	0.00	0.00	0.00	0.00	0.00	0.00	0.00	0.00	0.00	0.00	0.00	0.00	0.00	0.00	0.00
CO		122,063,397.52	5,249,758.05	127,313,155.57	13,911,343.42	25,160,052.20	12,327,932.44	8,659,468.96	60,058,797.02	10,270,210.92	11,605,647.22	20,314,229.91	7,053,463.98	49,243,552.03	67,254,358.55	0.00	10,815,244.99

Certified Correct: 
 ALVIN U. ALISASIS
 SAO-UEO
 Date:

Certified Correct: 
 MA. REMEDIOS E. TANGONAN
 OIC-University Accountant
 Date:

Recommending Approval By: 
 EMERITA P. GERON
 Chief AO, Finance
 Date:

Approved By: 
 URDUJAH G. ALVARADO
 University President
 Date: