

**SUMMARY OF APPROVED BUDGET, UTILIZATIONS, DISBURSEMENTS AND BALANCES BY OBJECT OF EXPENDITURES**  
**(For Off-Budgetary Funds)**  
**As at the Quarter Ending December 31, 2023**

Department : State Universities and Colleges (SUCs)  
 Agency/Entity : Cagayan State University  
 Operating Unit : < not applicable >  
 Organization Code (UACS) : 08 022 0000000  
 Fund Cluster : 05 - Internally Generated Funds  
 (e.g. UACS Fund Cluster: 05-Internally Generated Funds and 06-Business Related Funds)

Particulars	UACS CODE	Approved Budget			Utilizations					Disbursements					Balances		
		Approved Budgeted Revenue	Adjustments (Reductions, Modifications/ Augmentations)	Adjusted Budgeted Revenue	1st Quarter Ending March 31	2nd Quarter Ending June 30	3rd Quarter Ending September 30	4th Quarter Ending December 31	Total	1st Quarter Ending March 31	2nd Quarter Ending June 30	3rd Quarter Ending September 30	4th Quarter Ending December 31	Total	Unutilized Budget	Unpaid Obligations (10-15)=(17+18)	
																Due and Demandable	Not Yet Due and Demandable
1	2	3	4	5=[(3+(-)4)]	6	7	8	9	10=(6+7+8+9)	11	12	13	14	15=(11+12+13+14)	16=(5-10)	17	18
<b>SUMMARY</b>																	
<b>A. AGENCY SPECIFIC BUDGET</b>																	
<b>Maintenance and Other Operating Expenses</b>		<b>423,742,297.24</b>	<b>(5,249,758.05)</b>	<b>418,492,539.19</b>	<b>58,872,398.83</b>	<b>88,544,141.80</b>	<b>79,286,188.97</b>	<b>118,949,434.53</b>	<b>345,652,164.13</b>	<b>52,299,577.85</b>	<b>82,510,548.64</b>	<b>78,488,494.85</b>	<b>115,143,076.85</b>	<b>328,441,698.19</b>	<b>72,840,375.06</b>	<b>0.00</b>	<b>17,210,465.94</b>
Traveling Expenses	5020100000	23,747,156.18	1,125,050.87	24,872,207.05	3,142,035.13	3,703,067.96	3,899,709.95	4,058,585.85	14,803,398.89	2,991,848.85	2,942,630.24	3,930,902.14	4,383,209.74	14,248,590.97	10,068,808.16	0.00	554,807.92
Traveling Expenses - Local	5020101000	21,701,746.38	1,389,543.21	23,091,289.59	3,142,035.13	3,703,067.96	3,899,709.95	3,590,699.45	14,335,512.49	2,991,848.85	2,942,630.24	3,930,902.14	4,184,503.34	14,049,884.57	8,755,777.10	0.00	285,627.92
Traveling Expenses - Local	5020101000	21,701,746.38	1,389,543.21	23,091,289.59	3,142,035.13	3,703,067.96	3,899,709.95	3,590,699.45	14,335,512.49	2,991,848.85	2,942,630.24	3,930,902.14	4,184,503.34	14,049,884.57	8,755,777.10	0.00	285,627.92
Traveling Expenses - Foreign	5020102000	2,045,409.80	(264,492.34)	1,780,917.46	0.00	0.00	0.00	467,886.40	467,886.40	0.00	0.00	0.00	198,706.40	198,706.40	1,313,031.06	0.00	269,180.00
Traveling Expenses - Foreign	5020102000	2,045,409.80	(264,492.34)	1,780,917.46	0.00	0.00	0.00	467,886.40	467,886.40	0.00	0.00	0.00	198,706.40	198,706.40	1,313,031.06	0.00	269,180.00
Training and Scholarship Expenses	5020200000	11,872,703.08	710,868.69	12,583,571.77	3,420,201.21	3,329,193.45	1,274,186.10	2,912,116.67	10,935,697.43	3,342,728.18	3,346,341.48	935,745.10	2,725,479.67	10,350,294.43	1,647,874.34	0.00	585,403.00
Training Expenses	5020201000	7,021,710.59	(255,180.10)	6,766,530.49	1,460,750.31	1,816,049.20	923,034.00	1,939,622.64	6,139,456.15	1,391,002.28	1,839,157.23	590,693.00	1,810,345.64	5,631,198.15	627,074.34	0.00	508,258.00
Training Expenses	5020201002	7,021,710.59	(255,180.10)	6,766,530.49	1,460,750.31	1,816,049.20	923,034.00	1,939,622.64	6,139,456.15	1,391,002.28	1,839,157.23	590,693.00	1,810,345.64	5,631,198.15	627,074.34	0.00	508,258.00
Scholarship Grants/Expenses	5020202000	4,850,992.49	966,048.79	5,817,041.28	1,959,450.90	1,513,144.25	351,152.10	972,494.03	4,796,241.28	1,951,725.90	1,507,184.25	345,052.10	915,134.03	4,719,096.28	1,020,800.00	0.00	77,145.00
Scholarship Grants/Expenses	5020202000	4,850,992.49	966,048.79	5,817,041.28	1,959,450.90	1,513,144.25	351,152.10	972,494.03	4,796,241.28	1,951,725.90	1,507,184.25	345,052.10	915,134.03	4,719,096.28	1,020,800.00	0.00	77,145.00
Supplies and Materials Expenses	5020300000	82,013,233.64	(3,358,010.05)	78,655,223.59	9,093,251.00	14,889,840.49	14,590,602.91	21,517,724.05	60,091,418.45	6,212,405.20	11,966,410.72	14,261,680.88	21,527,155.31	53,967,652.11	18,563,805.14	0.00	6,123,766.34
Office Supplies Expenses	5020301000	14,134,789.94	(2,186,967.34)	11,947,822.60	1,558,788.93	3,594,518.98	2,165,341.65	2,303,233.73	9,621,883.29	1,375,927.13	2,353,570.08	2,605,008.85	2,833,940.73	9,168,446.79	2,325,939.31	0.00	453,436.50
ICT Office Supplies	5020301001	910,245.00	(24,745.00)	885,500.00	0.00	623,325.00	410,195.00	(148,020.00)	885,500.00	0.00	219,580.00	181,665.00	399,350.00	800,595.00	0.00	0.00	84,905.00
Office Supplies Expenses	5020301002	13,224,544.94	(2,162,222.34)	11,062,322.60	1,558,788.93	2,971,193.98	1,755,146.65	2,451,253.73	8,736,383.29	1,375,927.13	2,133,990.08	2,423,343.85	2,434,590.73	8,367,851.79	2,325,939.31	0.00	368,531.50
Accountable Forms Expenses	5020302000	147,780.00	10,755.00	158,535.00	0.00	6,300.00	12,455.00	139,780.00	158,535.00	0.00	6,000.00	12,755.00	139,780.00	158,535.00	0.00	0.00	0.00
Accountable Forms Expenses	5020302000	147,780.00	10,755.00	158,535.00	0.00	6,300.00	12,455.00	139,780.00	158,535.00	0.00	6,000.00	12,755.00	139,780.00	158,535.00	0.00	0.00	0.00
Food Supplies Expenses	5020305000	370,000.00	(3,442.00)	366,558.00	356,208.00	1,800.00	0.00	8,550.00	366,558.00	356,208.00	1,800.00	0.00	8,550.00	366,558.00	0.00	0.00	0.00
Food Supplies Expenses	5020305000	370,000.00	(3,442.00)	366,558.00	356,208.00	1,800.00	0.00	8,550.00	366,558.00	356,208.00	1,800.00	0.00	8,550.00	366,558.00	0.00	0.00	0.00
Drugs and Medicines Expenses	5020307000	280,687.76	22,622.00	303,309.76	0.00	0.00	105,353.35	22,622.00	127,975.35	0.00	0.00	0.00	127,975.35	127,975.35	175,334.41	0.00	0.00
Drugs and Medicines Expenses	5020307000	280,687.76	22,622.00	303,309.76	0.00	0.00	105,353.35	22,622.00	127,975.35	0.00	0.00	0.00	127,975.35	127,975.35	175,334.41	0.00	0.00
Medical, Dental and Laboratory Supplies Expenses	5020308000	5,622,977.99	(309,893.72)	5,313,084.27	81,351.80	92,300.00	289,888.75	785,467.97	1,249,008.52	32,494.80	124,477.00	121,102.00	745,239.97	1,023,313.77	4,064,075.75	0.00	225,694.75
Medical, Dental and Laboratory Supplies Expenses	5020308000	5,622,977.99	(309,893.72)	5,313,084.27	81,351.80	92,300.00	289,888.75	785,467.97	1,249,008.52	32,494.80	124,477.00	121,102.00	745,239.97	1,023,313.77	4,064,075.75	0.00	225,694.75
Fuel, Oil and Lubricants Expenses	5020309000	6,220,781.84	483,937.70	6,704,719.54	916,191.65	1,225,468.57	1,444,027.06	2,388,596.41	5,974,283.69	857,820.65	1,257,571.57	1,333,327.06	2,324,233.31	5,772,952.59	730,435.85	0.00	201,331.10
Fuel, Oil and Lubricants Expenses	5020309000	6,220,781.84	483,937.70	6,704,719.54	916,191.65	1,225,468.57	1,444,027.06	2,388,596.41	5,974,283.69	857,820.65	1,257,571.57	1,333,327.06	2,324,233.31	5,772,952.59	730,435.85	0.00	201,331.10
Agricultural and Marine Supplies Expenses	5020310000	501,576.76	(56,266.15)	445,310.61	57,000.00	60,000.00	249,030.00	74,285.00	440,315.00	57,000.00	51,240.00	250,295.00	81,780.00	440,315.00	4,995.61	0.00	0.00

**Department** : State Universities and Colleges (SUCs)  
**Agency/Entity** : Cagayan State University  
**Operating Unit** : < not applicable >  
**Organization Code (UACS)** : 08 022 0000000  
**Fund Cluster** : 05 - Internally Generated Funds  
 (e.g. UACS Fund Cluster: 05-Internally Generated Funds and 06-Business Related Funds)

Particulars	UACS CODE	Approved Budget			Utilizations					Disbursements					Balances		
		Approved Budgeted Revenue	Adjustments (Reductions, Modifications/ Augmentations)	Adjusted Budgeted Revenue	1st Quarter Ending March 31	2nd Quarter Ending June 30	3rd Quarter Ending September 30	4th Quarter Ending December 31	Total	1st Quarter Ending March 31	2nd Quarter Ending June 30	3rd Quarter Ending September 30	4th Quarter Ending December 31	Total	Unutilized Budget	Unpaid Obligations (10-15)=(17+18)	
																Due and Demandable	Not Yet Due and Demandable
1	2	3	4	5=[(3+(-)4)]	6	7	8	9	10=(6+7+8+9)	11	12	13	14	15=(11+12+13+14)	16=(5-10)	17	18
<b>SUMMARY</b>																	
<b>A. AGENCY SPECIFIC BUDGET</b>																	
Agricultural and Marine Supplies Expenses	5020310000	501,576.76	(56,266.15)	445,310.61	57,000.00	60,000.00	249,030.00	74,285.00	440,315.00	57,000.00	51,240.00	250,295.00	81,780.00	440,315.00	4,995.61	0.00	0.00
Textbooks and Instructional Materials Expenses	5020311000	6,283,204.33	248,574.37	6,531,778.70	2,029,219.00	106,014.50	2,467,525.00	981,603.32	5,584,361.82	364,078.00	1,693,967.00	543,303.50	2,673,821.32	5,275,169.82	947,416.88	0.00	309,192.00
Textbooks and Instructional Materials Expenses	5020311001	6,283,204.33	248,574.37	6,531,778.70	2,029,219.00	106,014.50	2,467,525.00	981,603.32	5,584,361.82	364,078.00	1,693,967.00	543,303.50	2,673,821.32	5,275,169.82	947,416.88	0.00	309,192.00
Semi-Expendable Machinery and Equipment Expenses	5020321000	19,630,884.67	(2,732,888.56)	16,897,996.11	782,902.51	2,635,912.00	2,497,934.52	6,318,455.69	12,235,204.72	568,204.51	2,111,120.00	2,209,614.52	5,012,226.69	9,901,165.72	4,662,791.39	0.00	2,334,039.00
Machinery	5020321001	0.00	44,617.00	44,617.00	0.00	0.00	0.00	28,350.00	28,350.00	0.00	0.00	28,350.00	0.00	28,350.00	16,267.00	0.00	0.00
Office Equipment	5020321002	4,693,310.85	(607,667.72)	4,085,643.13	162,990.00	467,630.00	996,953.00	1,564,854.00	3,192,427.00	162,990.00	419,130.00	999,153.00	(7,170.00)	1,574,103.00	893,216.13	0.00	1,618,324.00
Information and Communications Technology Equipment	5020321003	10,545,790.18	(2,174,220.75)	8,371,569.43	224,519.00	1,350,063.00	1,302,550.52	2,921,014.00	5,798,146.52	85,541.00	990,851.00	848,680.52	3,403,334.00	5,328,406.52	2,573,422.91	0.00	469,740.00
Agricultural and Forestry Equipment	5020321004	333,880.00	(314,800.00)	19,080.00	0.00	0.00	0.00	19,080.00	19,080.00	0.00	0.00	0.00	19,080.00	19,080.00	0.00	0.00	0.00
Communications Equipment	5020321007	495,940.00	38,691.00	534,631.00	995.00	3,500.00	128,316.00	273,880.00	406,691.00	995.00	0.00	131,816.00	273,880.00	406,691.00	127,940.00	0.00	0.00
Military Police and Security Equipment	5020321009	62,942.00	(3,732.00)	59,210.00	55,378.51	0.00	0.00	3,831.49	59,210.00	55,378.51	0.00	0.00	3,831.49	59,210.00	0.00	0.00	0.00
Medical Equipment	5020321010	1,056,330.12	79,770.00	1,136,100.12	75,720.00	375,000.00	0.00	15,850.00	466,570.00	0.00	361,920.00	31,000.00	15,850.00	408,770.00	669,530.12	0.00	57,800.00
Printing Equipment	5020321011	177,800.00	59,125.00	236,925.00	70,200.00	61,275.00	8,975.00	94,575.00	235,025.00	70,200.00	61,275.00	8,975.00	94,575.00	235,025.00	1,900.00	0.00	0.00
Sports Equipment	5020321012	903,951.52	366,537.00	1,270,488.52	0.00	168,514.00	15,140.00	824,734.00	1,008,388.00	0.00	168,514.00	15,140.00	819,094.00	1,002,748.00	262,100.52	0.00	5,640.00
Technical and Scientific Equipment	5020321013	60,150.00	0.00	60,150.00	0.00	0.00	0.00	0.00	0.00	0.00	0.00	0.00	0.00	0.00	60,150.00	0.00	0.00
Other Machinery and Equipment	5020321099	1,300,790.00	(221,208.09)	1,079,581.91	193,100.00	209,930.00	46,000.00	572,287.20	1,021,317.20	193,100.00	109,430.00	146,500.00	389,752.20	838,782.20	58,264.71	0.00	182,535.00
Semi-Expendable Furniture, Fixtures and Books Expenses	5020322000	10,215,565.78	(628,687.41)	9,586,878.37	198,024.00	3,051,558.50	866,293.50	2,089,402.00	6,205,278.00	174,525.00	672,875.00	2,518,883.50	2,092,749.50	5,459,033.00	3,381,600.37	0.00	746,245.00
Semi-Expendable Furniture, Fixtures and Books Expenses	5020322000	470,153.65	(95,387.80)	374,765.85	23,500.00	0.00	22,200.00	295,530.00	341,230.00	0.00	23,500.00	22,200.00	295,530.00	341,230.00	33,535.85	0.00	0.00
Furniture and Fixtures	5020322001	9,485,672.50	(533,299.61)	8,952,372.89	174,524.00	3,051,558.50	726,684.50	1,793,872.00	5,746,639.00	174,525.00	649,375.00	2,379,274.50	1,797,219.50	5,000,394.00	3,205,733.89	0.00	746,245.00
Books	5020322002	259,739.63	0.00	259,739.63	0.00	0.00	117,409.00	0.00	117,409.00	0.00	0.00	117,409.00	0.00	117,409.00	142,330.63	0.00	0.00
Other Supplies and Materials Expenses	5020399000	18,604,984.57	1,794,246.06	20,399,230.63	3,113,565.11	4,115,967.94	4,492,754.08	6,405,727.93	18,128,015.06	2,426,147.11	3,693,790.07	4,667,391.45	5,486,858.44	16,274,187.07	2,271,215.57	0.00	1,853,827.99
Other Supplies and Materials Expenses	5020399000	18,604,984.57	1,794,246.06	20,399,230.63	3,113,565.11	4,115,967.94	4,492,754.08	6,405,727.93	18,128,015.06	2,426,147.11	3,693,790.07	4,667,391.45	5,486,858.44	16,274,187.07	2,271,215.57	0.00	1,853,827.99
Utility Expenses	5020400000	34,653,920.91	(2,328,008.72)	32,325,912.19	4,642,313.21	8,437,651.02	8,705,918.64	8,395,025.53	30,180,908.40	4,630,553.21	8,449,411.02	8,705,918.64	8,379,842.29	30,165,725.16	2,145,003.79	0.00	15,183.24
Water Expenses	5020401000	2,397,505.07	(755,070.29)	1,642,434.78	272,088.00	337,584.07	482,278.45	455,019.94	1,546,970.46	260,328.00	349,344.07	482,278.45	439,869.94	1,531,820.46	95,464.32	0.00	15,150.00
Water Expenses	5020401000	2,397,505.07	(755,070.29)	1,642,434.78	272,088.00	337,584.07	482,278.45	455,019.94	1,546,970.46	260,328.00	349,344.07	482,278.45	439,869.94	1,531,820.46	95,464.32	0.00	15,150.00
Electricity Expenses	5020402000	32,256,415.84	(1,572,938.43)	30,683,477.41	4,370,225.21	8,100,066.95	8,223,640.19	7,940,005.59	28,633,937.94	4,370,225.21	8,100,066.95	8,223,640.19	7,939,972.35	28,633,904.70	2,049,539.47	0.00	33.24
Electricity Expenses	5020402000	32,256,415.84	(1,572,938.43)	30,683,477.41	4,370,225.21	8,100,066.95	8,223,640.19	7,940,005.59	28,633,937.94	4,370,225.21	8,100,066.95	8,223,640.19	7,939,972.35	28,633,904.70	2,049,539.47	0.00	33.24
Communication Expenses	5020500000	15,879,084.02	(384,534.01)	15,494,550.01	2,580,619.79	2,718,366.59	3,324,482.43	5,433,882.40	14,057,351.21	2,541,660.79	2,593,876.89	2,739,681.64	5,482,720.82	13,357,940.14	1,437,198.80	0.00	699,411.07
Postage and Courier Services	5020501000	102,960.00	(65,016.00)	37,944.00	7,220.00	4,350.00	2,074.00	24,300.00	37,944.00	4,260.00	3,714.00	5,480.00	24,490.00	37,944.00	0.00	0.00	0.00
Postage and Courier Services	5020501000	102,960.00	(65,016.00)	37,944.00	7,220.00	4,350.00	2,074.00	24,300.00	37,944.00	4,260.00	3,714.00	5,480.00	24,490.00	37,944.00	0.00	0.00	0.00
Telephone Expenses	5020502000	3,346,132.91	(239,222.41)	3,106,910.50	451,223.06	435,522.71	643,853.88	1,547,210.85	3,077,810.50	415,224.06	440,740.71	644,905.88	1,387,890.85	2,888,761.50	29,100.00	0.00	189,049.00
Mobile	5020502001	3,136,132.91	(375,209.18)	2,760,923.73	421,129.00	367,690.37	578,827.33	1,364,177.03	2,731,823.73	395,329.00	362,709.37	579,879.33	1,204,857.03	2,542,774.73	29,100.00	0.00	189,049.00
Landline	5020502002	210,000.00	135,986.77	345,986.77	30,094.06	67,832.34	65,026.55	183,033.82	345,986.77	19,895.06	78,031.34	65,026.55	183,033.82	345,986.77	0.00	0.00	0.00

**Department** : State Universities and Colleges (SUCs)  
**Agency/Entity** : Cagayan State University  
**Operating Unit** : < not applicable >  
**Organization Code (UACS)** : 08 022 0000000  
**Fund Cluster** : 05 - Internally Generated Funds  
 (e.g. UACS Fund Cluster: 05-Internally Generated Funds and 06-Business Related Funds)

Particulars	UACS CODE	Approved Budget			Utilizations					Disbursements					Balances		
		Approved Budgeted Revenue	Adjustments (Reductions, Modifications/ Augmentations)	Adjusted Budgeted Revenue	1st Quarter Ending March 31	2nd Quarter Ending June 30	3rd Quarter Ending September 30	4th Quarter Ending December 31	Total	1st Quarter Ending March 31	2nd Quarter Ending June 30	3rd Quarter Ending September 30	4th Quarter Ending December 31	Total	Unutilized Budget	Unpaid Obligations (10-15)=(17+18)	
																Due and Demandable	Not Yet Due and Demandable
1	2	3	4	5=[(3+(-)4)]	6	7	8	9	10=(6+7+8+9)	11	12	13	14	15=(11+12+13+14)	16=(5-10)	17	18
<b>SUMMARY</b>																	
<b>A. AGENCY SPECIFIC BUDGET</b>																	
Internet Subscription Expenses	5020503000	12,410,791.11	(81,095.60)	12,329,695.51	2,121,376.73	2,277,893.88	2,677,954.55	3,861,471.55	10,938,696.71	2,121,376.73	2,148,822.18	2,088,695.76	4,069,439.97	10,428,334.64	1,390,998.80	0.00	510,362.07
Internet Subscription Expenses	5020503000	12,410,791.11	(81,095.60)	12,329,695.51	2,121,376.73	2,277,893.88	2,677,954.55	3,861,471.55	10,938,696.71	2,121,376.73	2,148,822.18	2,088,695.76	4,069,439.97	10,428,334.64	1,390,998.80	0.00	510,362.07
Cable, Satellite, Telegraph and Radio Expenses	5020504000	19,200.00	800.00	20,000.00	800.00	600.00	600.00	900.00	2,900.00	800.00	600.00	600.00	900.00	2,900.00	17,100.00	0.00	0.00
Cable, Satellite, Telegraph and Radio Expenses	5020504000	19,200.00	800.00	20,000.00	800.00	600.00	600.00	900.00	2,900.00	800.00	600.00	600.00	900.00	2,900.00	17,100.00	0.00	0.00
Awards/Rewards and Prizes	5020600000	968,000.00	301,340.00	1,269,340.00	427,900.00	348,000.00	1,000.00	492,440.00	1,269,340.00	400,400.00	318,000.00	30,000.00	492,440.00	1,240,840.00	0.00	0.00	28,500.00
Awards/Rewards Expenses	5020601000	508,000.00	144,740.00	652,740.00	367,900.00	224,000.00	1,000.00	59,840.00	652,740.00	340,400.00	224,000.00	0.00	59,840.00	624,240.00	0.00	0.00	28,500.00
Awards/Rewards Expenses	5020601001	508,000.00	144,740.00	652,740.00	367,900.00	224,000.00	1,000.00	59,840.00	652,740.00	340,400.00	224,000.00	0.00	59,840.00	624,240.00	0.00	0.00	28,500.00
Prizes	5020602000	460,000.00	156,600.00	616,600.00	60,000.00	124,000.00	0.00	432,600.00	616,600.00	60,000.00	94,000.00	30,000.00	432,600.00	616,600.00	0.00	0.00	0.00
Prizes	5020602000	460,000.00	156,600.00	616,600.00	60,000.00	124,000.00	0.00	432,600.00	616,600.00	60,000.00	94,000.00	30,000.00	432,600.00	616,600.00	0.00	0.00	0.00
Professional Services	5021100000	119,887,236.59	6,398,151.22	126,285,387.81	21,932,072.40	31,167,508.73	21,388,416.62	43,543,753.28	118,031,751.03	20,849,968.03	30,513,381.05	21,354,698.31	44,587,743.04	117,305,790.43	8,253,636.78	0.00	725,960.60
Other Professional Services	5021199000	119,887,236.59	6,398,151.22	126,285,387.81	21,932,072.40	31,167,508.73	21,388,416.62	43,543,753.28	118,031,751.03	20,849,968.03	30,513,381.05	21,354,698.31	44,587,743.04	117,305,790.43	8,253,636.78	0.00	725,960.60
Other Professional Services	5021199000	119,887,236.59	6,398,151.22	126,285,387.81	21,932,072.40	31,167,508.73	21,388,416.62	43,543,753.28	118,031,751.03	20,849,968.03	30,513,381.05	21,354,698.31	44,587,743.04	117,305,790.43	8,253,636.78	0.00	725,960.60
General Services	5021200000	14,481,007.44	(850,418.84)	13,630,588.60	2,472,028.87	3,699,932.70	3,174,543.87	4,254,636.08	13,601,141.52	2,472,028.87	3,699,932.70	3,174,543.87	4,166,351.63	13,512,857.07	29,447.08	0.00	88,284.45
Janitorial Services	5021202000	6,302,346.85	(308,845.45)	5,993,501.40	1,044,715.00	1,618,651.16	1,428,734.65	1,901,400.59	5,993,501.40	1,044,715.00	1,618,651.16	1,428,734.65	1,813,116.14	5,905,216.95	0.00	0.00	88,284.45
Janitorial Services	5021202000	6,302,346.85	(308,845.45)	5,993,501.40	1,044,715.00	1,618,651.16	1,428,734.65	1,901,400.59	5,993,501.40	1,044,715.00	1,618,651.16	1,428,734.65	1,813,116.14	5,905,216.95	0.00	0.00	88,284.45
Security Services	5021203000	7,598,660.59	(646,215.63)	6,952,444.96	1,345,185.82	1,912,319.37	1,745,809.22	1,949,130.55	6,952,444.96	1,345,185.82	1,912,319.37	1,745,809.22	1,949,130.55	6,952,444.96	0.00	0.00	0.00
Security Services	5021203000	7,598,660.59	(646,215.63)	6,952,444.96	1,345,185.82	1,912,319.37	1,745,809.22	1,949,130.55	6,952,444.96	1,345,185.82	1,912,319.37	1,745,809.22	1,949,130.55	6,952,444.96	0.00	0.00	0.00
Other General Services	5021299000	580,000.00	104,642.24	684,642.24	82,128.05	168,962.17	0.00	404,104.94	655,195.16	82,128.05	168,962.17	0.00	404,104.94	655,195.16	29,447.08	0.00	0.00
Other General Services	5021299099	580,000.00	104,642.24	684,642.24	82,128.05	168,962.17	0.00	404,104.94	655,195.16	82,128.05	168,962.17	0.00	404,104.94	655,195.16	29,447.08	0.00	0.00
Repairs and Maintenance	5021300000	34,243,728.21	(8,549,627.29)	25,694,100.92	2,102,412.82	5,454,202.24	5,956,117.22	6,683,142.48	20,195,874.76	1,495,890.82	4,623,497.18	6,049,852.99	5,198,686.72	17,367,927.71	5,498,226.16	0.00	2,827,947.05
Repairs and Maintenance - Land Improvements	5021302000	298,901.35	0.00	298,901.35	0.00	0.00	241,400.00	0.00	241,400.00	0.00	0.00	241,400.00	0.00	241,400.00	57,501.35	0.00	0.00
Other Land Improvements	5021302099	298,901.35	0.00	298,901.35	0.00	0.00	241,400.00	0.00	241,400.00	0.00	0.00	241,400.00	0.00	241,400.00	57,501.35	0.00	0.00
Repairs and Maintenance - Infrastructure Assets	5021303000	90,126.41	(21,672.58)	68,453.83	0.00	0.00	0.00	19,600.00	19,600.00	0.00	0.00	0.00	19,600.00	19,600.00	48,853.83	0.00	0.00
Water Supply Systems	5021303004	90,126.41	(21,672.58)	68,453.83	0.00	0.00	0.00	19,600.00	19,600.00	0.00	0.00	0.00	19,600.00	19,600.00	48,853.83	0.00	0.00
Repairs and Maintenance - Buildings and Other Structures	5021304000	30,171,083.95	(8,830,689.61)	21,340,394.34	1,750,717.82	4,374,517.07	5,009,304.52	5,256,927.00	16,391,466.41	1,324,285.82	3,550,142.01	5,027,084.51	3,860,904.52	13,762,416.86	4,948,927.93	0.00	2,629,049.55
Buildings	5021304001	6,113,966.33	551,467.78	6,665,434.11	1,131,401.23	334,308.24	1,383,947.38	1,979,578.80	4,829,235.65	756,969.23	700,034.24	900,748.38	921,174.99	3,278,926.84	1,836,198.46	0.00	1,550,308.81
School Buildings	5021304002	13,707,600.18	(7,417,513.36)	6,290,086.82	316,124.59	1,446,111.41	1,431,588.31	1,956,998.91	5,150,823.22	316,124.59	1,056,624.41	1,354,687.91	1,883,798.24	4,611,235.15	1,139,263.60	0.00	539,588.07
Other Structures	5021304099	10,349,517.44	(1,964,644.03)	8,384,873.41	303,192.00	2,594,097.42	2,193,768.83	1,320,349.29	6,411,407.54	251,192.00	1,793,483.36	2,771,648.22	1,055,931.29	5,872,254.87	1,973,465.87	0.00	539,152.67
Repairs and Maintenance - Machinery and Equipment	5021305000	781,820.00	70,864.00	852,684.00	25,005.00	84,095.00	94,550.00	366,034.00	569,684.00	25,005.00	19,095.00	195,215.00	297,869.00	537,184.00	283,000.00	0.00	32,500.00
Machinery	5021305001	333,000.00	(13,116.00)	319,884.00	5,000.00	0.00	35,540.00	279,344.00	319,884.00	5,000.00	0.00	35,540.00	279,344.00	319,884.00	0.00	0.00	0.00
Office Equipment	5021305002	55,520.00	35,360.00	90,880.00	2,520.00	17,895.00	34,800.00	35,665.00	90,880.00	2,520.00	17,895.00	70,465.00	0.00	90,880.00	0.00	0.00	0.00
Information and Communication Technology Equipment	5021305003	67,500.00	40,695.00	108,195.00	17,485.00	65,000.00	24,210.00	1,500.00	108,195.00	17,485.00	0.00	89,210.00	1,500.00	108,195.00	0.00	0.00	0.00

**Department** : State Universities and Colleges (SUCs)  
**Agency/Entity** : Cagayan State University  
**Operating Unit** : < not applicable >  
**Organization Code (UACS)** : 08 022 0000000  
**Fund Cluster** : 05 - Internally Generated Funds  
 (e.g. UACS Fund Cluster: 05-Internally Generated Funds and 06-Business Related Funds)


Particulars	UACS CODE	Approved Budget			Utilizations					Disbursements					Balances		
		Approved Budgeted Revenue	Adjustments (Reductions, Modifications/ Augmentations)	Adjusted Budgeted Revenue	1st Quarter Ending March 31	2nd Quarter Ending June 30	3rd Quarter Ending September 30	4th Quarter Ending December 31	Total	1st Quarter Ending March 31	2nd Quarter Ending June 30	3rd Quarter Ending September 30	4th Quarter Ending December 31	Total	Unutilized Budget	Unpaid Obligations (10-15)=(17+18)	
																Due and Demandable	Not Yet Due and Demandable
1	2	3	4	5=[(3+(-)4)]	6	7	8	9	10=(6+7+8+9)	11	12	13	14	15=(11+12+13+14)	16=(5-10)	17	18
<b>SUMMARY</b>																	
<b>A. AGENCY SPECIFIC BUDGET</b>																	
Printing Equipment	5021305012	1,200.00	0.00	1,200.00	0.00	1,200.00	0.00	0.00	1,200.00	0.00	1,200.00	0.00	0.00	1,200.00	0.00	0.00	0.00
Other Machinery and Equipment	5021305099	324,600.00	7,925.00	332,525.00	0.00	0.00	0.00	49,525.00	49,525.00	0.00	0.00	0.00	17,025.00	17,025.00	283,000.00	0.00	32,500.00
Repairs and Maintenance - Transportation Equipment	5021306000	2,451,626.00	227,510.90	2,679,136.90	326,690.00	995,590.17	610,862.70	586,221.48	2,519,364.35	146,600.00	1,054,260.17	586,153.48	565,953.20	2,352,966.85	159,772.55	0.00	166,397.50
Motor Vehicles	5021306001	2,451,626.00	227,510.90	2,679,136.90	326,690.00	995,590.17	610,862.70	586,221.48	2,519,364.35	146,600.00	1,054,260.17	586,153.48	565,953.20	2,352,966.85	159,772.55	0.00	166,397.50
Repairs and Maintenance - Furniture and Fixtures	5021307000	170.50	0.00	170.50	0.00	0.00	0.00	0.00	0.00	0.00	0.00	0.00	0.00	0.00	170.50	0.00	0.00
Repairs and Maintenance - Furniture and Fixtures	5021307000	170.50	0.00	170.50	0.00	0.00	0.00	0.00	0.00	0.00	0.00	0.00	0.00	0.00	170.50	0.00	0.00
Repairs and Maintenance - Other Property, Plant and Equipment	5021399000	450,000.00	4,360.00	454,360.00	0.00	0.00	0.00	454,360.00	454,360.00	0.00	0.00	0.00	454,360.00	454,360.00	0.00	0.00	0.00
Other Property, Plant and Equipment	5021399099	450,000.00	4,360.00	454,360.00	0.00	0.00	0.00	454,360.00	454,360.00	0.00	0.00	0.00	454,360.00	454,360.00	0.00	0.00	0.00
Taxes, Insurance Premiums and Other Fees	5021500000	521,753.42	59,969.99	581,723.41	162,693.77	11,382.02	187,276.34	161,962.88	523,315.01	162,693.77	11,382.02	158,746.34	190,492.88	523,315.01	58,408.40	0.00	0.00
Taxes, Duties and Licenses	5021501000	271,752.69	(79,004.00)	192,748.69	14,190.00	11,382.02	72,445.00	36,324.00	134,341.02	14,190.00	11,382.02	66,415.00	42,354.00	134,341.02	58,407.67	0.00	0.00
Taxes, Duties and Licenses	5021501001	271,752.69	(79,004.00)	192,748.69	14,190.00	11,382.02	72,445.00	36,324.00	134,341.02	14,190.00	11,382.02	66,415.00	42,354.00	134,341.02	58,407.67	0.00	0.00
Fidelity Bond Premiums	5021502000	220,000.00	112,460.00	332,460.00	132,750.00	0.00	94,691.25	105,018.75	332,460.00	132,750.00	0.00	72,191.25	127,518.75	332,460.00	0.00	0.00	0.00
Fidelity Bond Premiums	5021502000	220,000.00	112,460.00	332,460.00	132,750.00	0.00	94,691.25	105,018.75	332,460.00	132,750.00	0.00	72,191.25	127,518.75	332,460.00	0.00	0.00	0.00
Insurance Expenses	5021503000	30,000.73	26,513.99	56,514.72	15,753.77	0.00	20,140.09	20,620.13	56,513.99	15,753.77	0.00	20,140.09	20,620.13	56,513.99	0.73	0.00	0.00
Insurance Expenses	5021503000	30,000.73	26,513.99	56,514.72	15,753.77	0.00	20,140.09	20,620.13	56,513.99	15,753.77	0.00	20,140.09	20,620.13	56,513.99	0.73	0.00	0.00
Labor and Wages	5021600000	3,576,348.85	850,750.91	4,427,099.76	775,047.82	822,167.34	1,210,551.35	1,619,333.25	4,427,099.76	775,047.82	749,090.02	1,210,551.35	1,628,251.14	4,362,940.33	0.00	0.00	64,159.43
Labor and Wages	5021601000	3,576,348.85	850,750.91	4,427,099.76	775,047.82	822,167.34	1,210,551.35	1,619,333.25	4,427,099.76	775,047.82	749,090.02	1,210,551.35	1,628,251.14	4,362,940.33	0.00	0.00	64,159.43
Labor and Wages	5021601000	3,576,348.85	850,750.91	4,427,099.76	775,047.82	822,167.34	1,210,551.35	1,619,333.25	4,427,099.76	775,047.82	749,090.02	1,210,551.35	1,628,251.14	4,362,940.33	0.00	0.00	64,159.43
Other Maintenance and Operating Expenses	5029900000	81,898,124.90	774,709.18	82,672,834.08	8,121,822.81	13,962,829.26	15,573,383.54	19,876,832.06	57,534,867.67	6,424,352.31	13,296,595.32	15,936,173.59	16,380,703.61	52,037,824.83	25,137,966.41	0.00	5,497,042.84
Advertising Expenses	5029901000	833,613.88	39,373.34	872,987.22	274,603.36	53,655.50	207,446.24	116,617.00	652,322.10	245,362.86	31,187.50	252,754.74	15,420.00	544,725.10	220,665.12	0.00	107,597.00
Advertising Expenses	5029901000	833,613.88	39,373.34	872,987.22	274,603.36	53,655.50	207,446.24	116,617.00	652,322.10	245,362.86	31,187.50	252,754.74	15,420.00	544,725.10	220,665.12	0.00	107,597.00
Printing and Publication Expenses	5029902000	1,227,855.39	233.88	1,228,089.27	156,226.14	200,068.27	340,577.57	185,480.50	882,352.48	156,226.14	191,668.27	254,531.57	167,780.50	770,206.48	345,736.79	0.00	112,146.00
Printing and Publication Expenses	5029902000	1,227,855.39	233.88	1,228,089.27	156,226.14	200,068.27	340,577.57	185,480.50	882,352.48	156,226.14	191,668.27	254,531.57	167,780.50	770,206.48	345,736.79	0.00	112,146.00
Representation Expenses	5029903000	18,351,091.85	3,527,369.81	21,878,461.66	3,005,191.11	5,107,435.80	2,761,321.28	8,284,547.01	19,158,495.20	2,537,293.11	4,791,239.85	3,200,467.83	6,037,860.60	16,566,861.39	2,719,966.46	0.00	2,591,633.81
Representation Expenses	5029903000	18,351,091.85	3,527,369.81	21,878,461.66	3,005,191.11	5,107,435.80	2,761,321.28	8,284,547.01	19,158,495.20	2,537,293.11	4,791,239.85	3,200,467.83	6,037,860.60	16,566,861.39	2,719,966.46	0.00	2,591,633.81
Transportation and Delivery Expenses	5029904000	0.00	179,984.00	179,984.00	145,500.00	6,000.00	24,000.00	4,484.00	179,984.00	145,500.00	6,000.00	24,000.00	4,484.00	179,984.00	0.00	0.00	0.00
Transportation and Delivery Expenses	5029904000	0.00	179,984.00	179,984.00	145,500.00	6,000.00	24,000.00	4,484.00	179,984.00	145,500.00	6,000.00	24,000.00	4,484.00	179,984.00	0.00	0.00	0.00
Rent/Lease Expenses	5029905000	355,311.67	385,301.92	740,613.59	56,000.00	200,975.00	243,663.59	64,475.00	565,113.59	56,000.00	151,000.00	293,638.59	28,000.00	528,638.59	175,500.00	0.00	36,475.00
Rents - Building and Structures	5029905001	56,000.00	0.00	56,000.00	56,000.00	0.00	0.00	0.00	56,000.00	56,000.00	0.00	0.00	0.00	56,000.00	0.00	0.00	0.00
Rents - Motor Vehicles	5029905003	10,000.00	200,950.00	210,950.00	0.00	170,975.00	0.00	39,975.00	210,950.00	0.00	121,000.00	49,975.00	28,000.00	198,975.00	0.00	0.00	11,975.00
Rents - Equipment	5029905004	289,311.67	184,351.92	473,663.59	0.00	30,000.00	243,663.59	24,500.00	298,163.59	0.00	30,000.00	243,663.59	0.00	273,663.59	175,500.00	0.00	24,500.00
Membership Dues and Contributions to Organizations	5029906000	1,675,000.00	1,481,013.63	3,156,013.63	80,010.00	186,783.63	1,105,000.00	1,784,220.00	3,156,013.63	25,000.00	181,783.63	1,110,000.00	1,591,230.00	2,908,013.63	0.00	0.00	248,000.00


**Department** : State Universities and Colleges (SUCs)  
**Agency/Entity** : Cagayan State University  
**Operating Unit** : < not applicable >  
**Organization Code (UACS)** : 08 022 0000000  
**Fund Cluster** : 05 - Internally Generated Funds  
 (e.g. UACS Fund Cluster: 05-Internally Generated Funds and 06-Business Related Funds)


Particulars	UACS CODE	Approved Budget			Utilizations					Disbursements					Balances		
		Approved Budgeted Revenue	Adjustments (Reductions, Modifications/ Augmentations)	Adjusted Budgeted Revenue	1st Quarter Ending March 31	2nd Quarter Ending June 30	3rd Quarter Ending September 30	4th Quarter Ending December 31	Total	1st Quarter Ending March 31	2nd Quarter Ending June 30	3rd Quarter Ending September 30	4th Quarter Ending December 31	Total	Unutilized Budget	Unpaid Obligations (10-15)=(17+18)	
																Due and Demandable	Not Yet Due and Demandable
1	2	3	4	5=[(3+(-)4)]	6	7	8	9	10=(6+7+8+9)	11	12	13	14	15=(11+12+13+14)	16=(5-10)	17	18
<b>SUMMARY</b>																	
<b>A. AGENCY SPECIFIC BUDGET</b>																	
Membership Dues and Contributions to Organizations	5029906000	1,675,000.00	1,481,013.63	3,156,013.63	80,010.00	186,783.63	1,105,000.00	1,784,220.00	3,156,013.63	25,000.00	181,783.63	1,110,000.00	1,591,230.00	2,908,013.63	0.00	0.00	248,000.00
Subscription Expenses	5029907000	2,548,829.00	(512,680.90)	2,036,148.10	47,540.00	945,603.78	818,820.00	157,888.32	1,969,852.10	43,700.00	447,611.78	449,432.00	990,316.00	1,931,059.78	66,296.00	0.00	38,792.32
Other Subscription Expenses	5029907099	2,548,829.00	(512,680.90)	2,036,148.10	47,540.00	945,603.78	818,820.00	157,888.32	1,969,852.10	43,700.00	447,611.78	449,432.00	990,316.00	1,931,059.78	66,296.00	0.00	38,792.32
Other Maintenance and Operating Expenses	5029999000	56,906,423.11	(4,325,886.50)	52,580,536.61	4,356,752.20	7,262,307.28	10,072,554.86	9,279,120.23	30,970,734.57	3,215,270.20	7,496,104.29	10,351,348.86	7,545,612.51	28,608,335.86	21,609,802.04	0.00	2,362,398.71
Other Maintenance and Operating Expenses	5029999099	56,906,423.11	(4,325,886.50)	52,580,536.61	4,356,752.20	7,262,307.28	10,072,554.86	9,279,120.23	30,970,734.57	3,215,270.20	7,496,104.29	10,351,348.86	7,545,612.51	28,608,335.86	21,609,802.04	0.00	2,362,398.71
<b>Capital Outlays</b>		<b>122,063,397.52</b>	<b>5,249,758.05</b>	<b>127,313,155.57</b>	<b>13,911,343.42</b>	<b>25,160,052.20</b>	<b>12,327,932.44</b>	<b>8,659,468.96</b>	<b>60,058,797.02</b>	<b>10,270,210.92</b>	<b>11,605,647.22</b>	<b>20,314,229.91</b>	<b>7,053,463.98</b>	<b>49,243,552.03</b>	<b>67,254,358.55</b>	<b>0.00</b>	<b>10,815,244.99</b>
Investment Outlay	5060100000	3,444,012.79	0.00	3,444,012.79	1,488,176.50	379,462.00	508,950.00	0.00	2,376,588.50	0.00	1,488,176.50	819,982.00	0.00	2,308,158.50	1,067,424.29	0.00	68,430.00
Investment in Government-Owned and/or Controlled Corporations	5060101000	3,444,012.79	0.00	3,444,012.79	1,488,176.50	379,462.00	508,950.00	0.00	2,376,588.50	0.00	1,488,176.50	819,982.00	0.00	2,308,158.50	1,067,424.29	0.00	68,430.00
Road Networks	5060101002	2,695,953.62	0.00	2,695,953.62	1,488,176.50	379,462.00	508,950.00	0.00	2,376,588.50	0.00	1,488,176.50	819,982.00	0.00	2,308,158.50	319,365.12	0.00	68,430.00
Power Supply Systems	5060101006	748,059.17	0.00	748,059.17	0.00	0.00	0.00	0.00	0.00	0.00	0.00	0.00	0.00	0.00	748,059.17	0.00	0.00
Property, Plant and Equipment Outlay	5060400000	113,519,384.73	5,359,553.05	118,878,937.78	12,423,166.92	22,280,590.20	11,818,982.44	8,659,468.96	55,182,208.52	10,270,210.92	7,617,470.72	19,494,247.91	7,053,463.98	44,435,393.53	63,696,729.26	0.00	10,746,814.99
Land Improvements Outlay	5060402000	1,200,000.00	0.00	1,200,000.00	0.00	0.00	0.00	827,474.57	827,474.57	0.00	0.00	0.00	40,000.00	40,000.00	372,525.43	0.00	787,474.57
Other Land Improvements	5060402099	1,200,000.00	0.00	1,200,000.00	0.00	0.00	0.00	827,474.57	827,474.57	0.00	0.00	0.00	40,000.00	40,000.00	372,525.43	0.00	787,474.57
Buildings and Other Structures	5060404000	43,304,299.76	7,349,860.80	50,654,160.56	410,872.92	12,820,395.20	4,992,271.83	690,870.00	18,914,409.95	178,202.92	2,834,325.72	8,554,648.30	3,133,103.59	14,700,280.53	31,739,750.61	0.00	4,214,129.42
Buildings	5060404001	3,000,000.00	(2,658,484.00)	341,516.00	0.00	303,900.00	0.00	0.00	303,900.00	0.00	303,900.00	0.00	0.00	303,900.00	37,616.00	0.00	0.00
School Buildings	5060404002	23,685,000.00	10,000,000.00	33,685,000.00	0.00	10,204,930.40	340,408.07	0.00	10,545,338.47	0.00	1,996,175.72	6,660,259.62	1,043,438.79	9,699,874.13	23,139,661.53	0.00	845,464.34
Other Structures	5060404099	16,619,299.76	8,344.80	16,627,644.56	410,872.92	2,311,564.80	4,651,863.76	690,870.00	8,065,171.48	178,202.92	534,250.00	1,894,388.68	2,089,664.80	4,696,506.40	8,562,473.08	0.00	3,368,665.08
Machinery and Equipment Outlay	5060405000	48,248,056.07	(239,227.75)	48,008,828.32	6,571,786.00	7,838,385.00	2,988,551.00	3,715,235.00	21,113,957.00	4,651,500.00	3,166,725.00	7,657,707.00	1,879,471.00	17,355,403.00	26,894,871.32	0.00	3,758,554.00
Machinery	5060405001	190,000.00	0.00	190,000.00	0.00	0.00	0.00	0.00	0.00	0.00	0.00	0.00	0.00	0.00	190,000.00	0.00	0.00
Office Equipment	5060405002	5,612,157.00	(328,675.00)	5,283,482.00	54,000.00	533,145.00	1,603,784.00	645,495.00	2,836,424.00	54,000.00	533,145.00	1,264,284.00	90,091.00	1,941,520.00	2,447,058.00	0.00	894,904.00
Information and Communication Technology Equipment	5060405003	22,148,477.01	72,564.00	22,221,041.01	1,903,786.00	2,963,760.00	706,267.00	906,740.00	6,480,553.00	261,500.00	2,515,100.00	1,951,923.00	904,380.00	5,632,903.00	15,740,488.01	0.00	847,650.00
Agricultural and Forestry Equipment	5060405004	290,000.00	(91,464.95)	198,535.05	0.00	0.00	0.00	175,000.00	175,000.00	0.00	0.00	0.00	175,000.00	175,000.00	23,535.05	0.00	0.00
Marine and Fishery Equipment	5060405005	1,400,000.00	0.00	1,400,000.00	0.00	0.00	0.00	0.00	0.00	0.00	0.00	0.00	0.00	0.00	1,400,000.00	0.00	0.00
Communication Equipment	5060405007	5,989,651.00	(20,020.00)	5,969,631.00	0.00	4,320,980.00	647,000.00	0.00	4,967,980.00	0.00	97,980.00	4,410,000.00	460,000.00	4,967,980.00	1,001,651.00	0.00	0.00
Construction and Heavy Equipment	5060405008	1,727,350.00	0.00	1,727,350.00	0.00	0.00	0.00	0.00	0.00	0.00	0.00	0.00	0.00	0.00	1,727,350.00	0.00	0.00
Medical Equipment	5060405011	550,000.00	294,713.00	844,713.00	278,000.00	0.00	0.00	198,000.00	476,000.00	0.00	0.00	0.00	0.00	0.00	368,713.00	0.00	476,000.00
Printing Equipment	5060405012	60,000.00	(60,000.00)	0.00	0.00	0.00	0.00	0.00	0.00	0.00	0.00	0.00	0.00	0.00	0.00	0.00	0.00
Sports Equipment	5060405013	2,385,000.00	0.00	2,385,000.00	0.00	0.00	0.00	1,540,000.00	1,540,000.00	0.00	0.00	0.00	0.00	0.00	845,000.00	0.00	1,540,000.00
Technical and Scientific Equipment	5060405014	5,962,252.59	(8,344.80)	5,953,907.79	4,336,000.00	0.00	0.00	0.00	4,336,000.00	4,336,000.00	0.00	0.00	0.00	4,336,000.00	1,617,907.79	0.00	0.00
Other Machinery and Equipment	5060405099	1,933,168.47	(98,000.00)	1,835,168.47	0.00	20,500.00	31,500.00	250,000.00	302,000.00	0.00	20,500.00	31,500.00	250,000.00	302,000.00	1,533,168.47	0.00	0.00
Transportation Equipment Outlay	5060406000	14,246,000.00	(1,783,580.00)	12,462,420.00	5,246,000.00	1,416,420.00	2,265,000.00	3,226,180.00	12,153,600.00	5,246,000.00	1,416,420.00	2,265,000.00	1,391,180.00	10,318,600.00	308,820.00	0.00	1,835,000.00
Motor Vehicles	5060406001	14,246,000.00	(1,783,580.00)	12,462,420.00	5,246,000.00	1,416,420.00	2,265,000.00	3,226,180.00	12,153,600.00	5,246,000.00	1,416,420.00	2,265,000.00	1,391,180.00	10,318,600.00	308,820.00	0.00	1,835,000.00


**Department** : State Universities and Colleges (SUCs)  
**Agency/Entity** : Cagayan State University  
**Operating Unit** : < not applicable >  
**Organization Code (UACS)** : 08 022 0000000  
**Fund Cluster** : 05 - Internally Generated Funds  
 (e.g. UACS Fund Cluster: 05-Internally Generated Funds and 06-Business Related Funds)

Particulars	UACS CODE	Approved Budget			Utilizations					Disbursements					Balances		
		Approved Budgeted Revenue	Adjustments (Reductions, Modifications/ Augmentations)	Adjusted Budgeted Revenue	1st Quarter Ending March 31	2nd Quarter Ending June 30	3rd Quarter Ending September 30	4th Quarter Ending December 31	Total	1st Quarter Ending March 31	2nd Quarter Ending June 30	3rd Quarter Ending September 30	4th Quarter Ending December 31	Total	Unutilized Budget	Unpaid Obligations (10-15)=(17+18)	
																Due and Demandable	Not Yet Due and Demandable
1	2	3	4	5=[(3+(-)4)]	6	7	8	9	10=(6+7+8+9)	11	12	13	14	15=(11+12+13+14)	16=(5-10)	17	18
<b>SUMMARY</b>																	
<b>A. AGENCY SPECIFIC BUDGET</b>																	
Furniture, Fixtures and Books Outlay	5060407000	2,289,001.00	32,500.00	2,321,501.00	0.00	200,000.00	1,264,057.61	124,709.39	1,588,767.00	0.00	200,000.00	827,790.61	414,709.39	1,442,500.00	732,734.00	0.00	146,267.00
Furniture and Fixtures	5060407001	2,289,001.00	32,500.00	2,321,501.00	0.00	200,000.00	1,264,057.61	124,709.39	1,588,767.00	0.00	200,000.00	827,790.61	414,709.39	1,442,500.00	732,734.00	0.00	146,267.00
Other Property Plant and Equipment Outlay	5060409000	4,232,027.90	0.00	4,232,027.90	194,508.00	5,390.00	309,102.00	75,000.00	584,000.00	194,508.00	0.00	189,102.00	195,000.00	578,610.00	3,648,027.90	0.00	5,390.00
Other Property, Plant and Equipment	5060409099	4,232,027.90	0.00	4,232,027.90	194,508.00	5,390.00	309,102.00	75,000.00	584,000.00	194,508.00	0.00	189,102.00	195,000.00	578,610.00	3,648,027.90	0.00	5,390.00
Intangible Assets Outlay	5060600000	5,100,000.00	(109,795.00)	4,990,205.00	0.00	2,500,000.00	0.00	0.00	2,500,000.00	0.00	2,500,000.00	0.00	0.00	2,500,000.00	2,490,205.00	0.00	0.00
Computer Software	5060602000	5,100,000.00	(109,795.00)	4,990,205.00	0.00	2,500,000.00	0.00	0.00	2,500,000.00	0.00	2,500,000.00	0.00	0.00	2,500,000.00	2,490,205.00	0.00	0.00
Computer Software	5060602000	5,100,000.00	(109,795.00)	4,990,205.00	0.00	2,500,000.00	0.00	0.00	2,500,000.00	0.00	2,500,000.00	0.00	0.00	2,500,000.00	2,490,205.00	0.00	0.00
<b>GRAND TOTAL</b>		<b>545,805,694.76</b>	<b>0.00</b>	<b>545,805,694.76</b>	<b>72,783,742.25</b>	<b>113,704,194.00</b>	<b>91,614,121.41</b>	<b>127,608,903.49</b>	<b>405,710,961.15</b>	<b>62,569,788.77</b>	<b>94,116,195.86</b>	<b>98,802,724.76</b>	<b>122,196,540.83</b>	<b>377,685,250.22</b>	<b>140,094,733.61</b>	<b>0.00</b>	<b>28,025,710.93</b>

Certified Correct:   
 ALVIN W. ALISASIS  
 SAO-U30  
 Date:

Certified Correct:   
 MA. REMEDIOS E. TAGONAN  
 University Accountant  
 Date:

Recommending Approval By:   
 EMERITA R. GERON  
 Chief AO, Finance  
 Date:

Approved By:   
 URDUJAH G. ALVARADO  
 University President  
 Date: